



US00D330125S

# United States Patent [19]

[11] Patent Number: **Des. 330,125**

**Barfield**

[45] Date of Patent: **\*\* Oct. 13, 1992**

- [54] **DESK**
- [76] Inventor: **Jesse Barfield, 4208 Canterwood Dr., Houston, Tex. 77068**
- [\*\*] Term: **14 Years**
- [21] Appl. No.: **395,410**
- [22] Filed: **Aug. 17, 1989**
- [52] U.S. Cl. .... **D6/426; D6/428**
- [58] Field of Search ..... **D6/422, 424, 426, 427, D6/428, 438, 446; 108/6; 312/194, 195, 196**

3,362,767 1/1968 Chancellor, Jr. .... 312/196  
 4,781,126 11/1988 Lochridge ..... 108/6

### OTHER PUBLICATIONS

*Kittinger Cat.*, p. 150, "Executive desk #T410-66", Bottom of page.  
*Kittinger Cat.*, p. 151, "Executive desk #T434"—bottom of page.

*Primary Examiner*—Alan P. Douglas  
*Assistant Examiner*—Monica A. Hannan  
*Attorney, Agent, or Firm*—Pravel, Gambrell, Hewitt, Kimball & Krieger

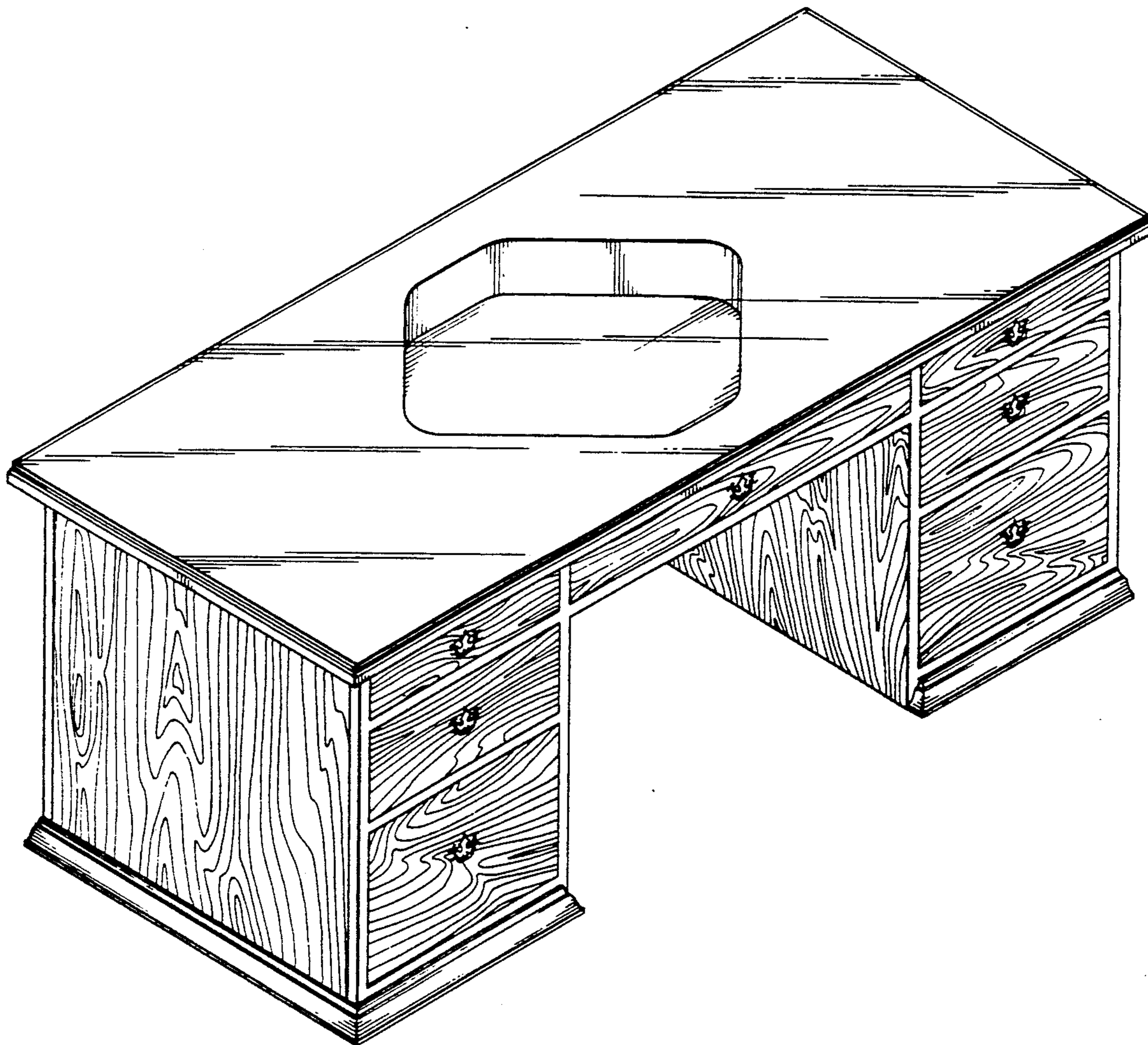
[56] **References Cited**  
**U.S. PATENT DOCUMENTS**

D. 255,737	7/1980	Gayeski .....	D6/426
D. 304,268	10/1989	Bartlett .....	D6/428
764,832	7/1904	Valentine .....	312/194 X
1,427,957	9/1922	Hobart .....	312/194 X
1,683,795	9/1928	Ohm .....	312/194 X
1,704,892	3/1929	Hardy .....	312/194 X

[57] **CLAIM**  
 The ornamental design for a desk, as shown.

### DESCRIPTION

FIG. 1 is a front perspective view of a desk taken from above, showing my new design; and, FIG. 2 is a rear perspective view thereof taken from below and showing the side not shown in FIG. 1.



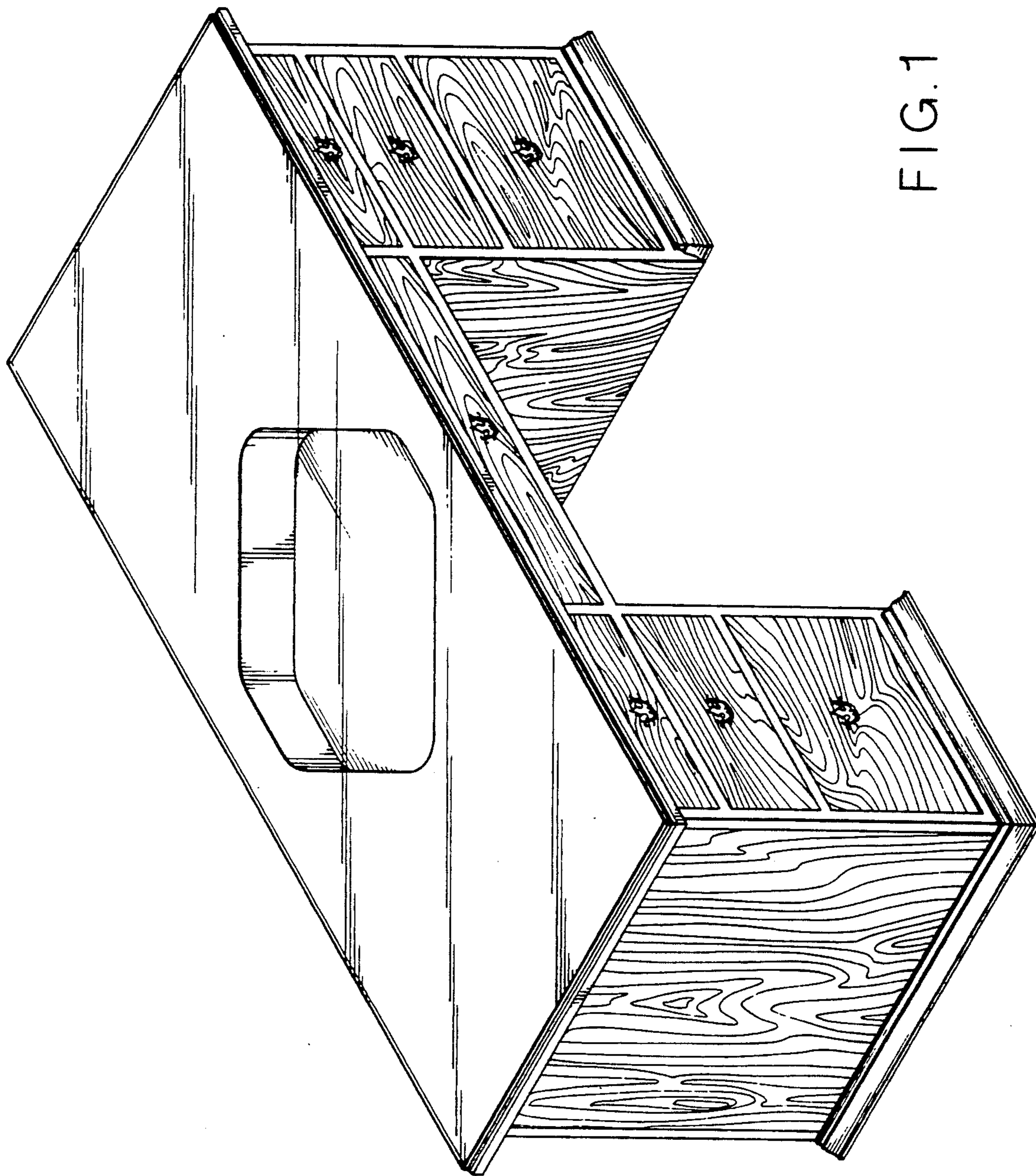


FIG. 1

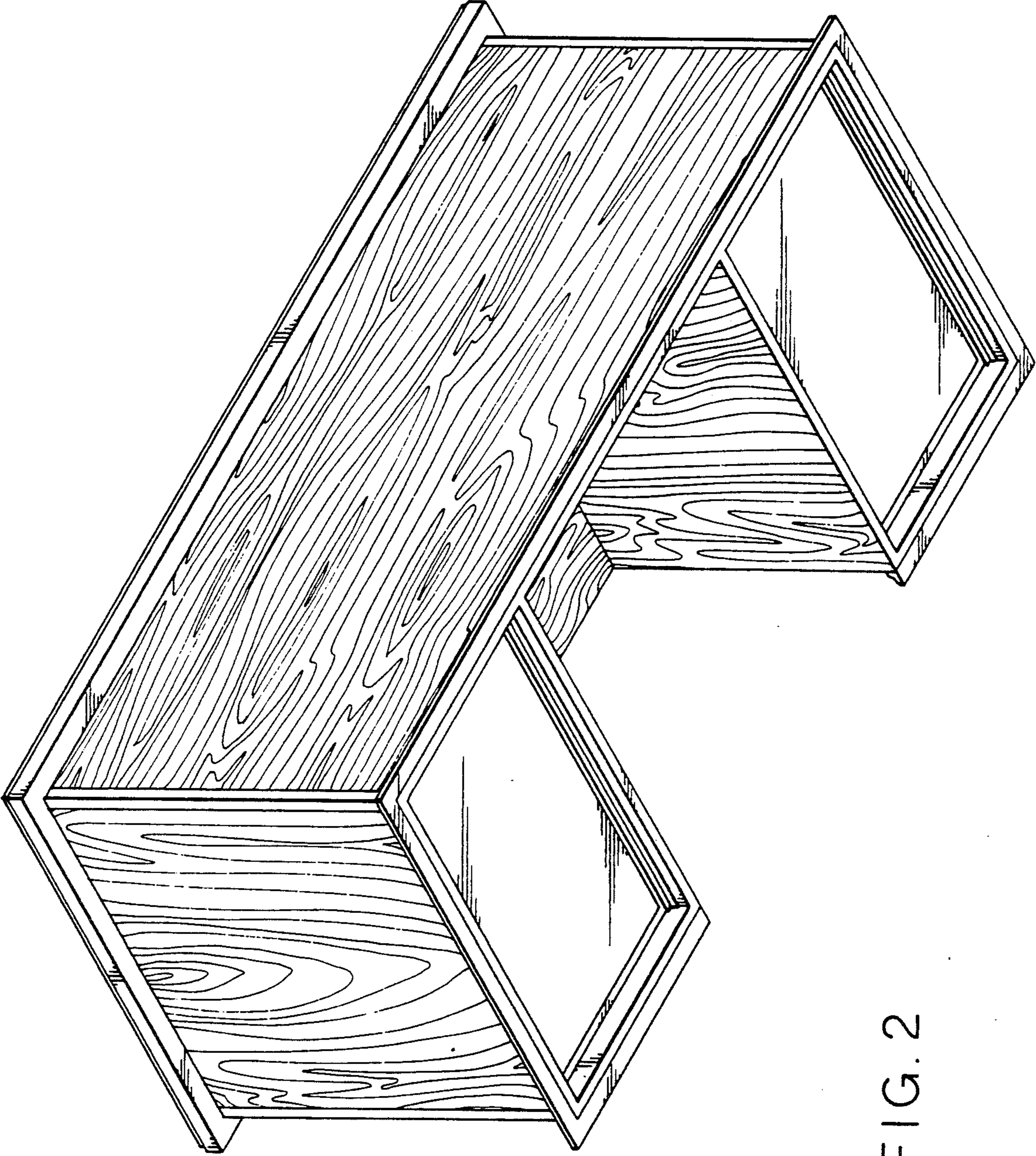


FIG. 2