



US00D330112S

# United States Patent [19]

[11] Patent Number: **Des. 330,112**

Hatfield et al.

[45] Date of Patent: **\*\* Oct. 13, 1992**

## [54] CUP SHAPED SHOE SOLE

[75] Inventors: **Tinker Hatfield; William J. Worthington**, both of Portland, Oreg.

[73] Assignees: **Nike, Inc.; Nike International, Ltd.**, Beaverton, Oreg.

[\*\*] Term: **14 Years**

[21] Appl. No.: **806,541**

[22] Filed: **Dec. 13, 1991**

[52] U.S. Cl. .... **D2/320**

[58] Field of Search ..... **D2/264, 265, 311, 274, D2/317-322; 36/25 R, 28, 29, 32 R, 43, 44, 59 R, 59 C, 114, 132, 136, 137**

## [56] References Cited

### U.S. PATENT DOCUMENTS

D. 311,447	10/1990	Hatfield	.....	D2/320
D. 311,810	11/1990	Hatfield	.....	D2/320
D. 312,918	12/1990	Aveni	.....	D2/314
D. 316,324	4/1991	Rogers	.....	D2/320
D. 319,331	8/1991	Hatfield et al.	.....	D2/320
D. 319,337	8/1991	Hatfield	.....	D2/320
D. 321,776	11/1991	Hatfield	.....	D2/314
D. 321,973	12/1991	Hatfield	.....	D2/320
D. 321,978	12/1991	Hatfield	.....	D2/320
D. 323,418	1/1992	Hatfield	.....	D2/314
D. 324,449	3/1992	Hatfield	.....	D2/320
D. 325,289	4/1992	Aveni	.....	D2/314
4,785,557	11/1988	Kelley et al.	.....	36/32 R

### OTHER PUBLICATIONS

The Fall 1989 Nike Footwear Catalog, published Jan., 1989 pp. 28-29 and 54-55.

The Spring, 1990 Nike Footwear Catalog, published Jun., 1989 pp. 22-23, 56-57, 60-61.

The Fall 1991 Nike Footwear Catalog, published Jan., 1991, pp. 60-61.

The Spring 1992 Nike Footwear Catalog, published Jun., 1991, pp. 62-63.

*Primary Examiner*—Louis S. Zarfes  
*Attorney, Agent, or Firm*—Banner, Birch, McKie & Beckett

## [57] CLAIM

The ornamental design for a cup shaped shoe sole, as shown and described.

## DESCRIPTION

FIG. 1 is a bottom plan view of a cup shaped shoe sole showing our new design;

FIG. 2 is a side view of the cup shaped shoe sole shown in FIG. 1;

FIG. 3 is a side view of the the other side of the cup shaped shoe sole shown in FIG. 1;

FIG. 4 is a front elevational view of the cup shaped shoe sole shown in FIG. 1;

FIG. 5 is a rear elevational view of the cup shaped shoe sole shown in FIG. 1;

FIG. 6 is a partial cross section taken along line 6—6 of FIG. 1;

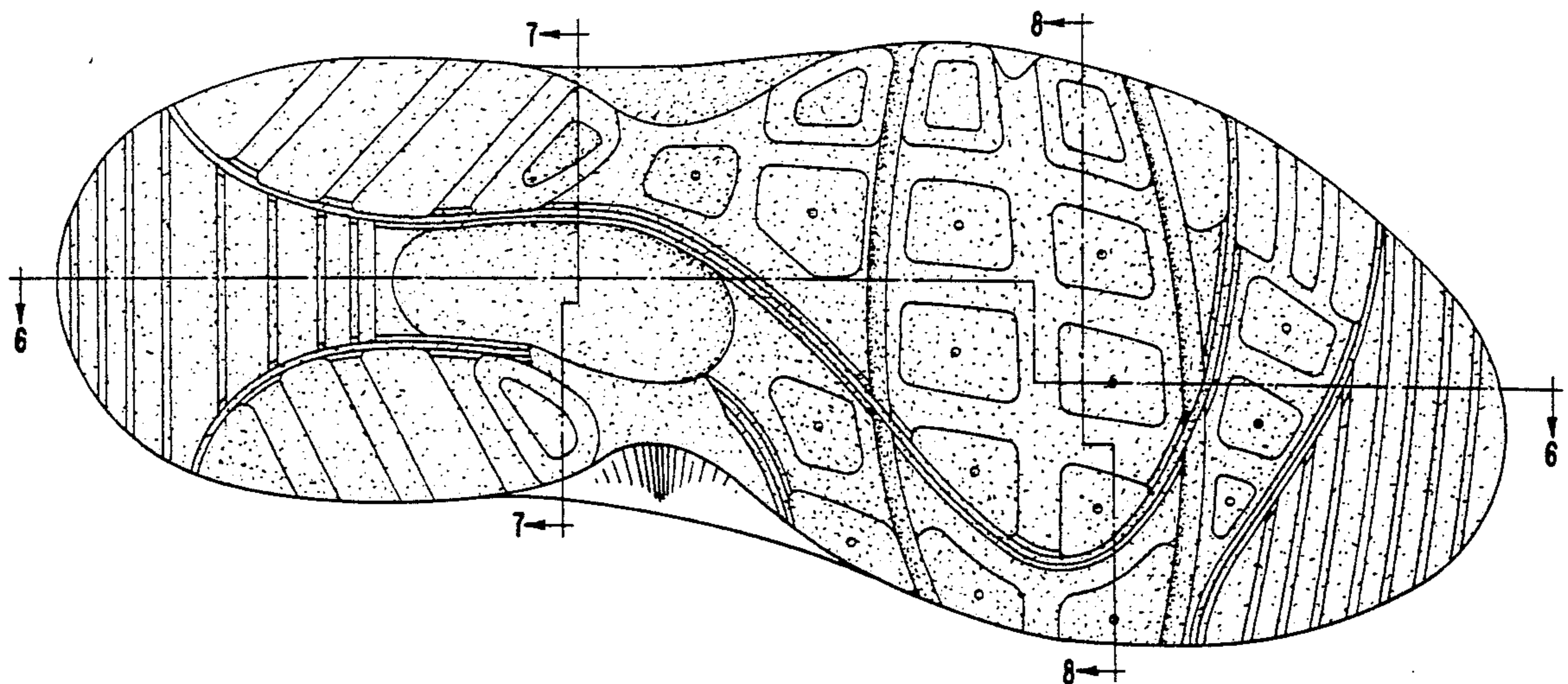
FIG. 7 is a partial cross section taken along line 7—7 of FIG. 1;

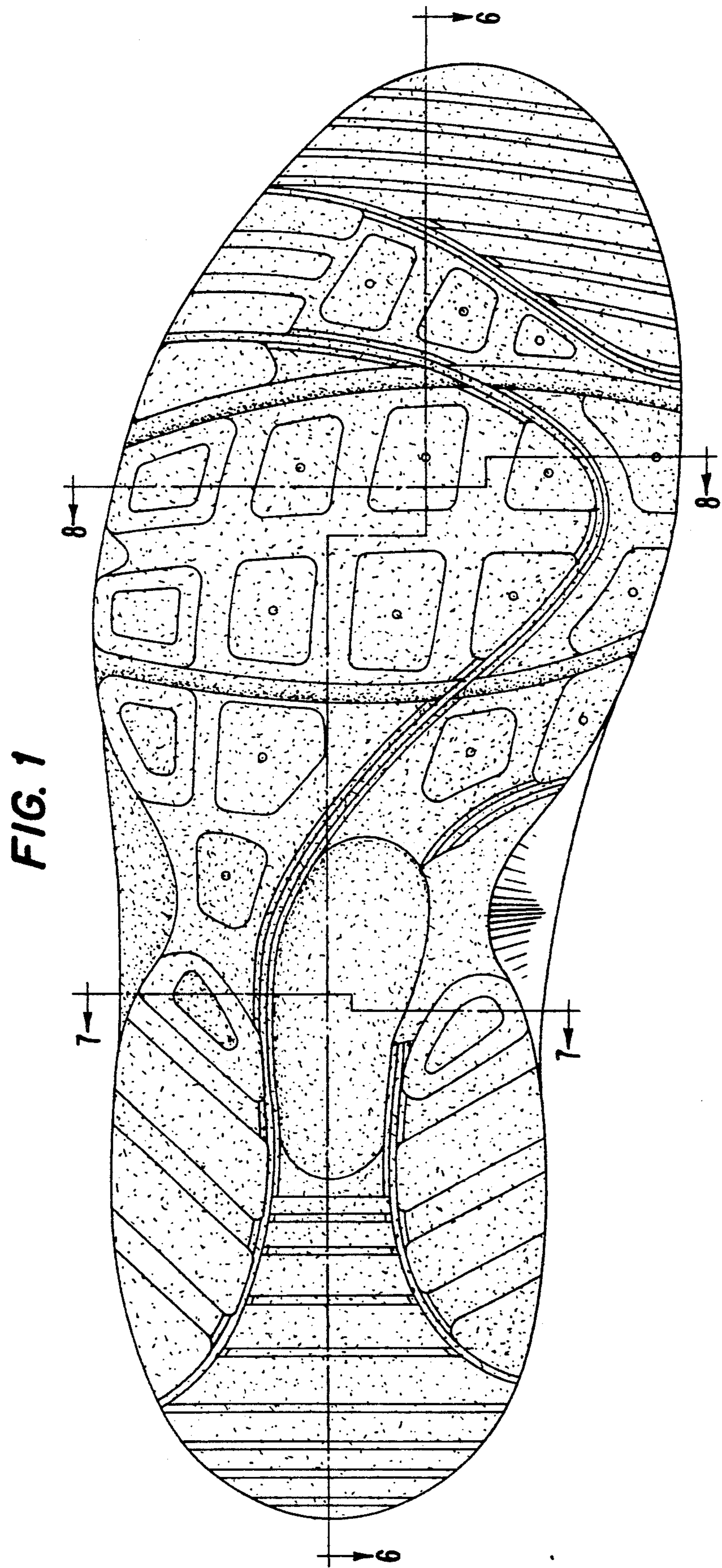
FIG. 8 is a partial cross section taken along line 8—8 of FIG. 1;

FIG. 9 is a partial sectional view taken along line 9—9 of FIG. 3; and,

FIG. 10 is a partial cross section taken along line 10—10 of FIG. 3.

The broken line showing of a shoe upper shown in FIGS. 2-5 is for illustrative purposes only and forms no part of the claimed design.





**FIG. 1**

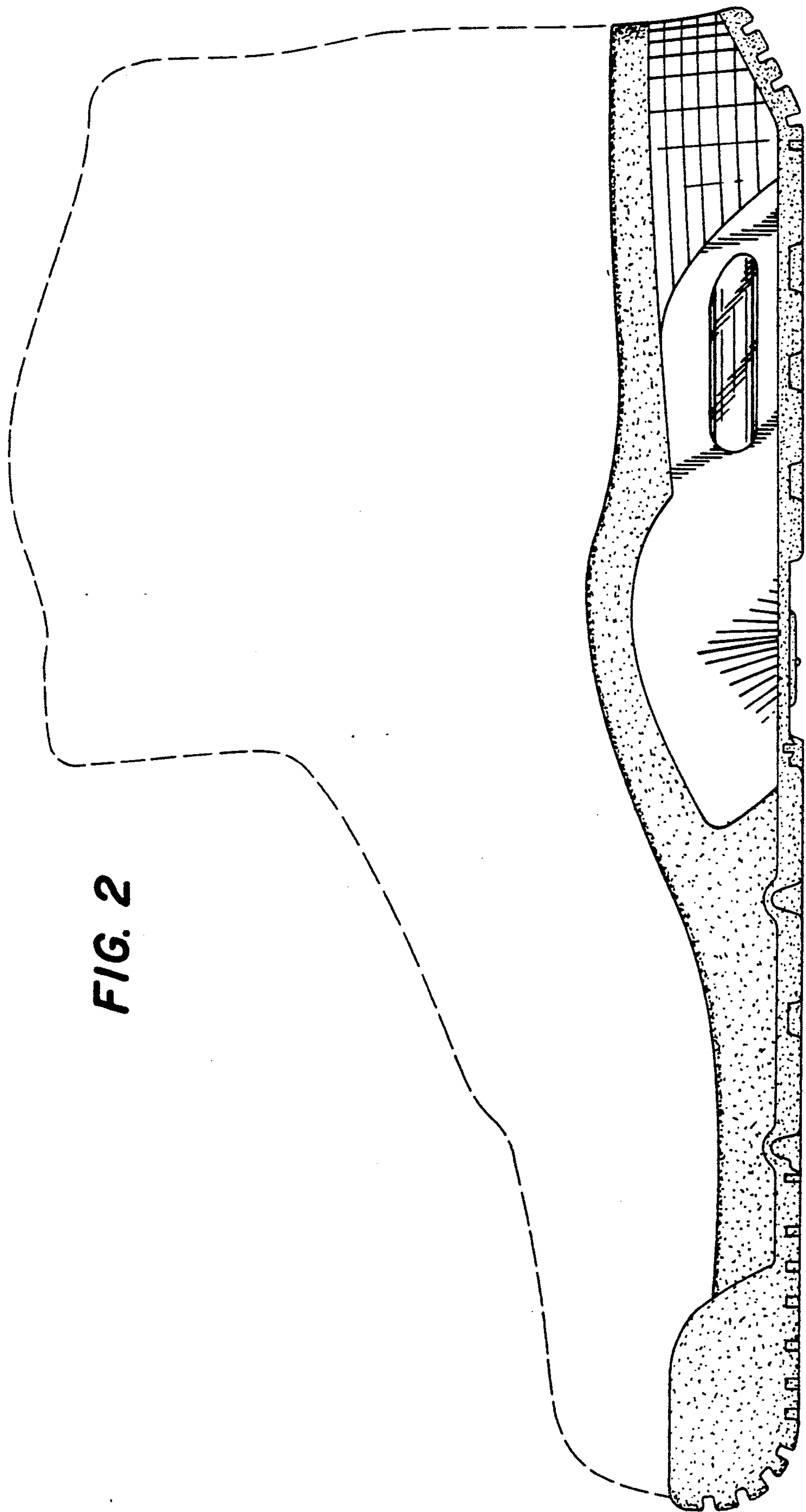


FIG. 2

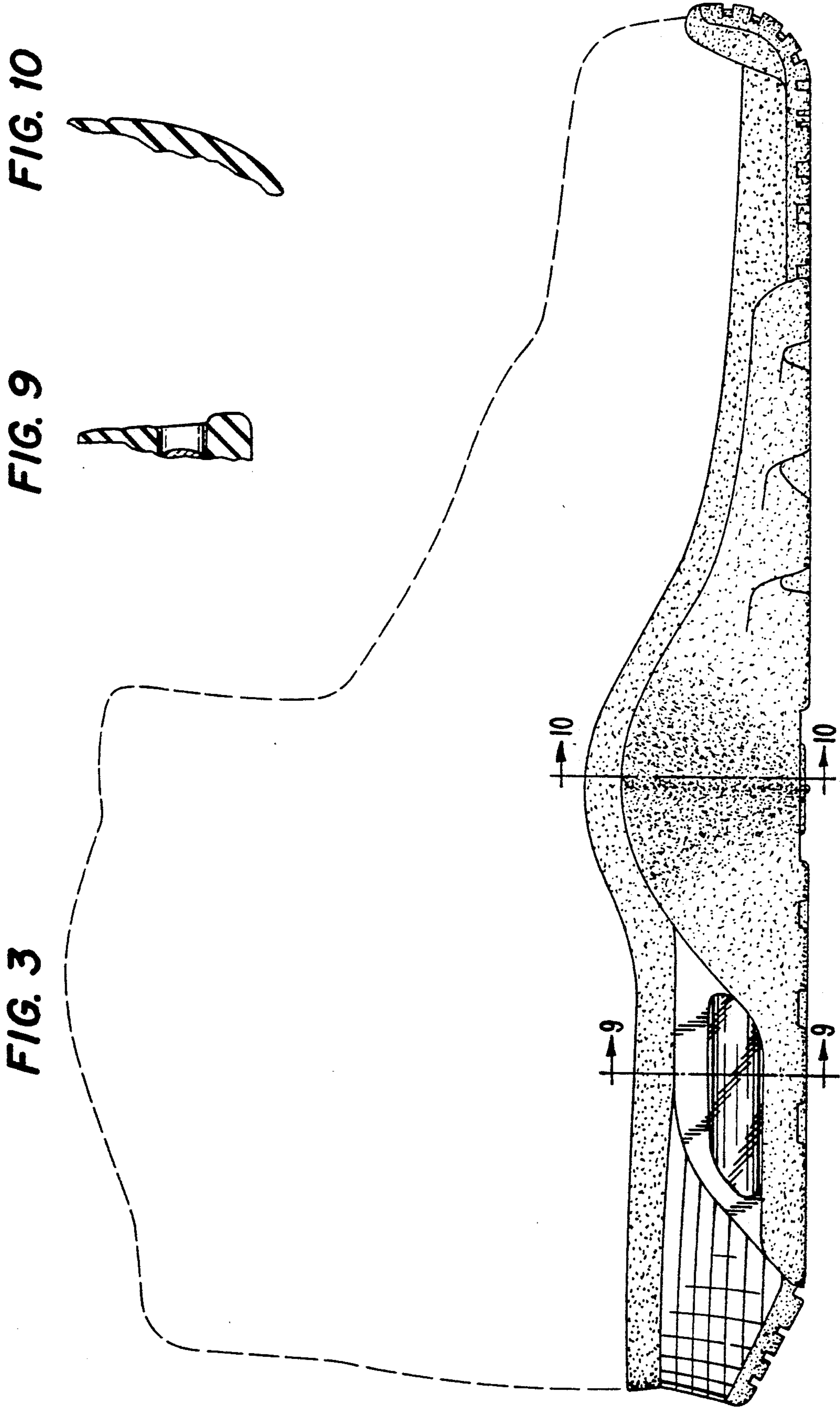
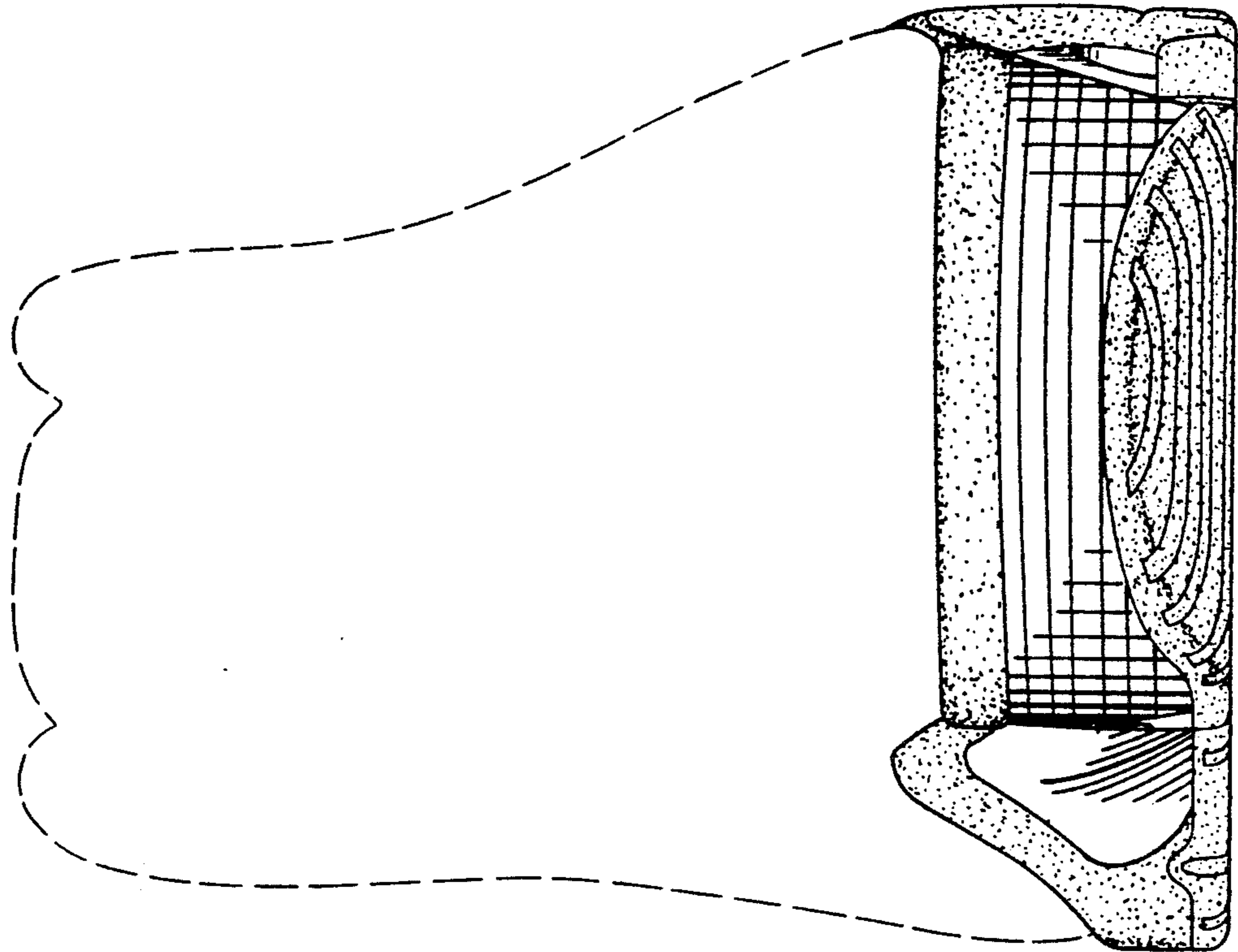


FIG. 3

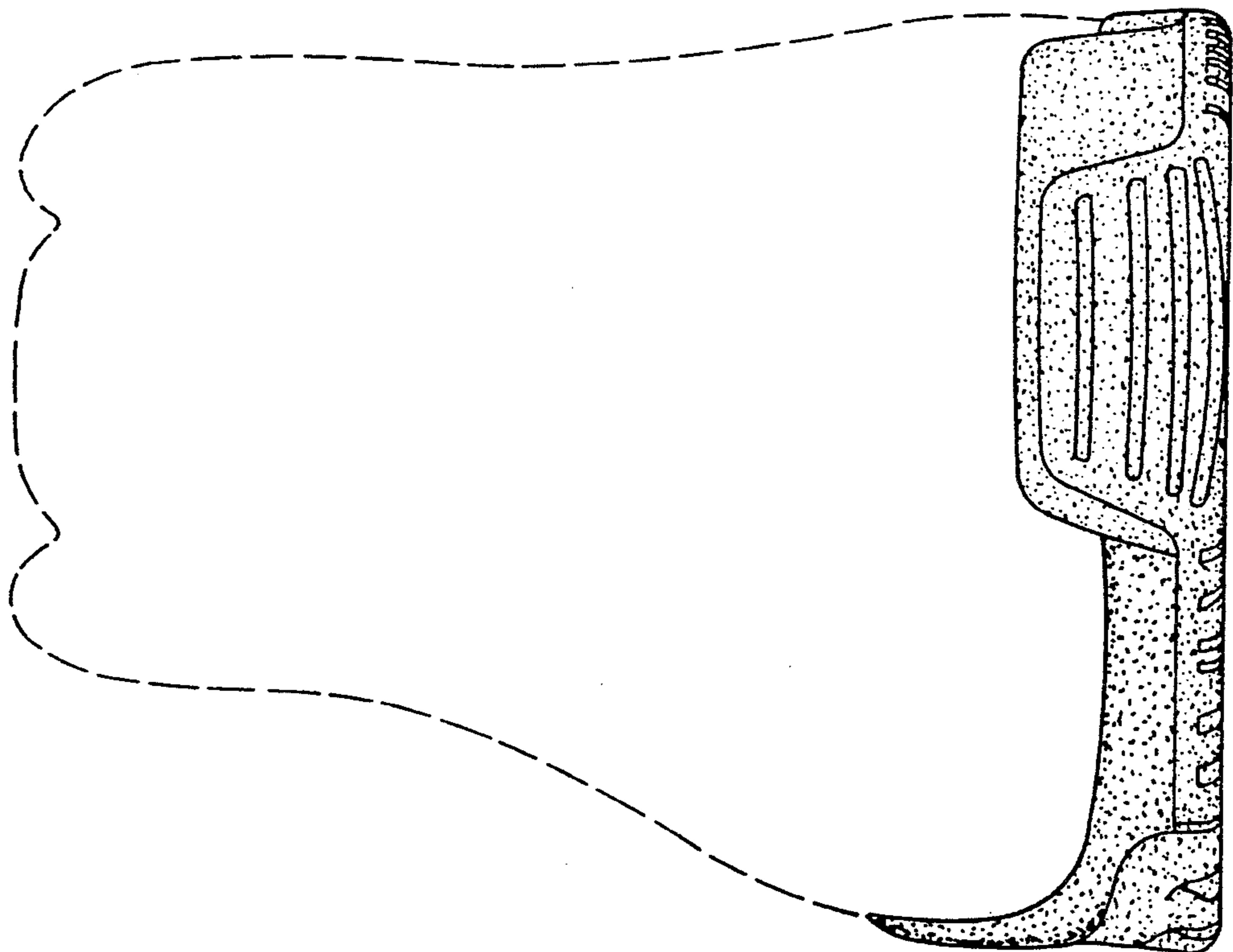
FIG. 9

FIG. 10

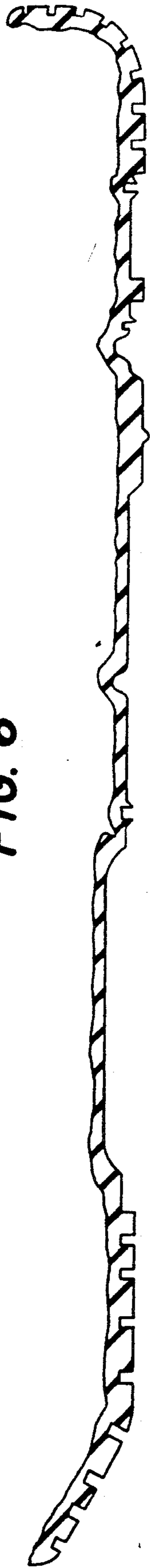
**FIG. 5**



**FIG. 4**



**FIG. 6**



**FIG. 7**



**FIG. 8**

