



US00D330110S

United States Patent [19]
Worthington

[11] **Patent Number: Des. 330,110**

[45] **Date of Patent: ** Oct. 13, 1992**

[54] **SHOE MIDSOLE**

[75] **Inventor: William J. Worthington, Portland, Oreg.**

[73] **Assignees: Nike, Inc.; Nike International, Ltd., Beaverton, Oreg.**

[**] **Term: 14 Years**

[21] **Appl. No.: 774,274**

[22] **Filed: Oct. 10, 1991**

[52] **U.S. Cl. D2/318; D2/277; D2/314**

[58] **Field of Search D2/264, 265, 271, 277, D2/308-314, 317-322; 36/25 R, 28, 29, 32 R, 43-45, 72 R, 72 B, 73, 71.5, 89, 114, 132, 136**

[56] **References Cited**

U.S. PATENT DOCUMENTS

D. 296,384	6/1988	Tong	D2/320
D. 297,885	10/1988	Tong	D2/320
D. 312,918	12/1990	Aveni	D2/314
D. 319,725	9/1991	Claveria	D2/320
D. 321,584	11/1991	Mitsui	D2/277
D. 324,762	3/1972	Hatfield	D2/318
4,235,026	11/1980	Plagenhoef	36/32 R
4,918,841	4/1990	Turner et al.	36/114

OTHER PUBLICATIONS

Fall 1990 Nike Footwear Catalog, published Jan., 1990, pp. 10, 11, 84, 85, 138, 139.

Spring 1991 Nike Footwear Catalog, published Jun., 1990, p. 120.

Primary Examiner—Louis S. Zarfes
Attorney, Agent, or Firm—Banner, Birch, McKie & Beckett

[57] **CLAIM**

The ornamental design for a shoe midsole, as shown and described.

DESCRIPTION

FIG. 1 is a lateral side elevational view of a shoe midsole showing my new design;

FIG. 2 is a medial side elevational view of the shoe midsole shown in FIG. 1;

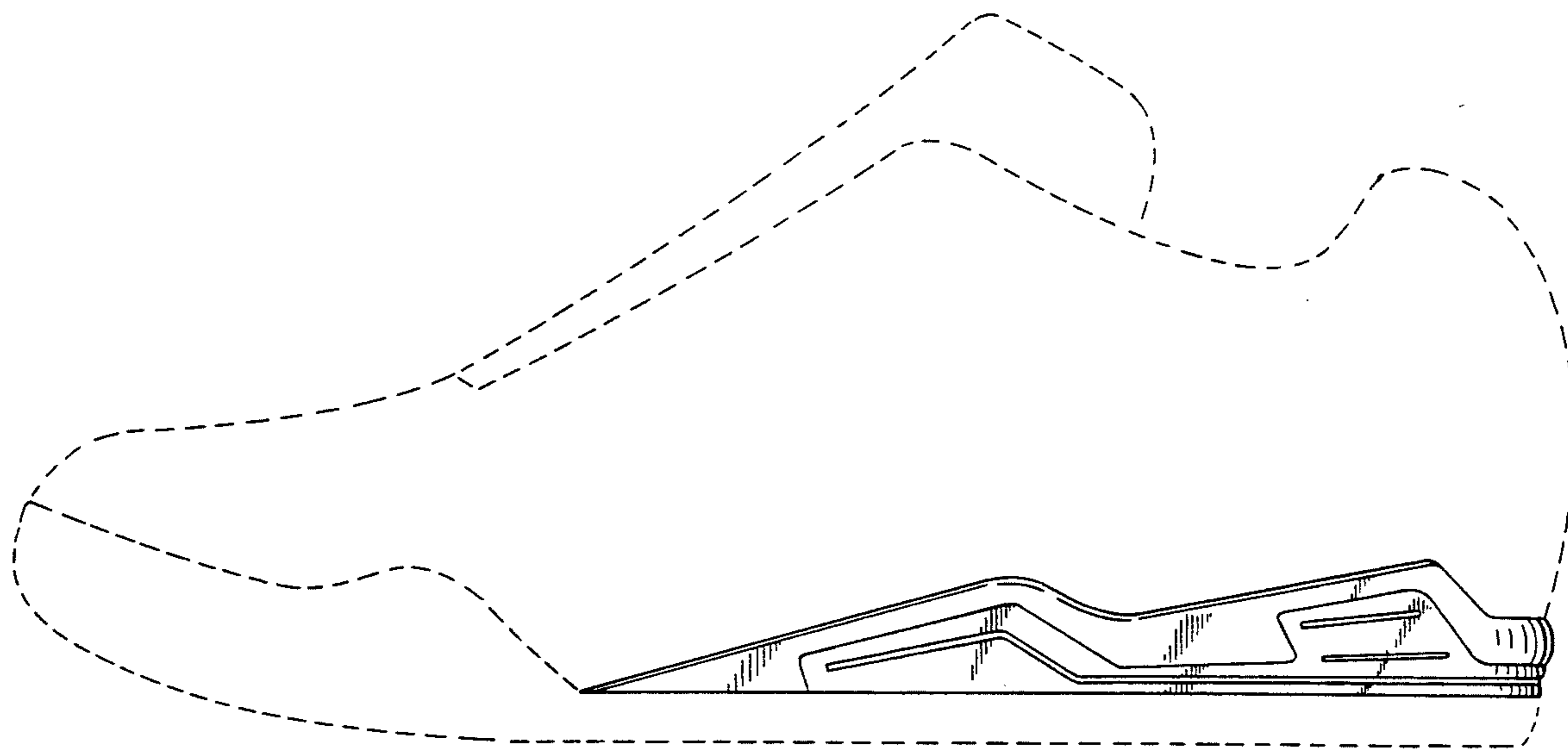
FIG. 3 is a cross sectional view of the shoe midsole taken across section 3—3 shown in FIG. 2;

FIG. 4 is a cross sectional view of the shoe midsole taken across section 4—4 shown in FIG. 2;

FIG. 5 is a rear elevational view of the shoe midsole shown in FIG. 1; and,

FIG. 6 is a cross sectional view of the shoe midsole taken across section 6—6 shown in FIG. 2.

The broken line illustrations of a shoe upper and a shoe outsole shown in FIGS. 1, 2 and 5 are for illustrative purposes only and form no part of the claimed design. In addition, the cross sectional views illustrate the surface of the shoe midsole only.



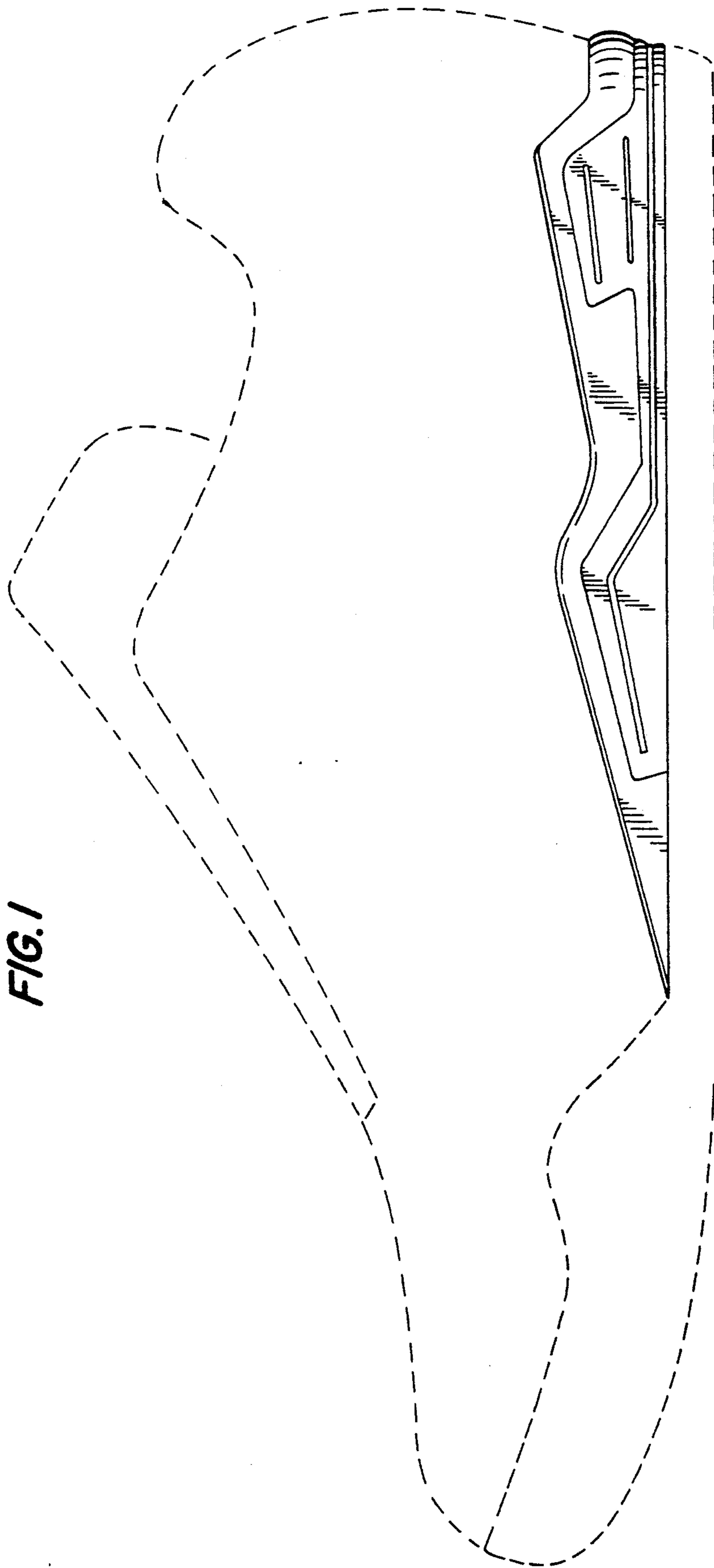


FIG. 1

FIG. 4



FIG. 3



FIG. 2

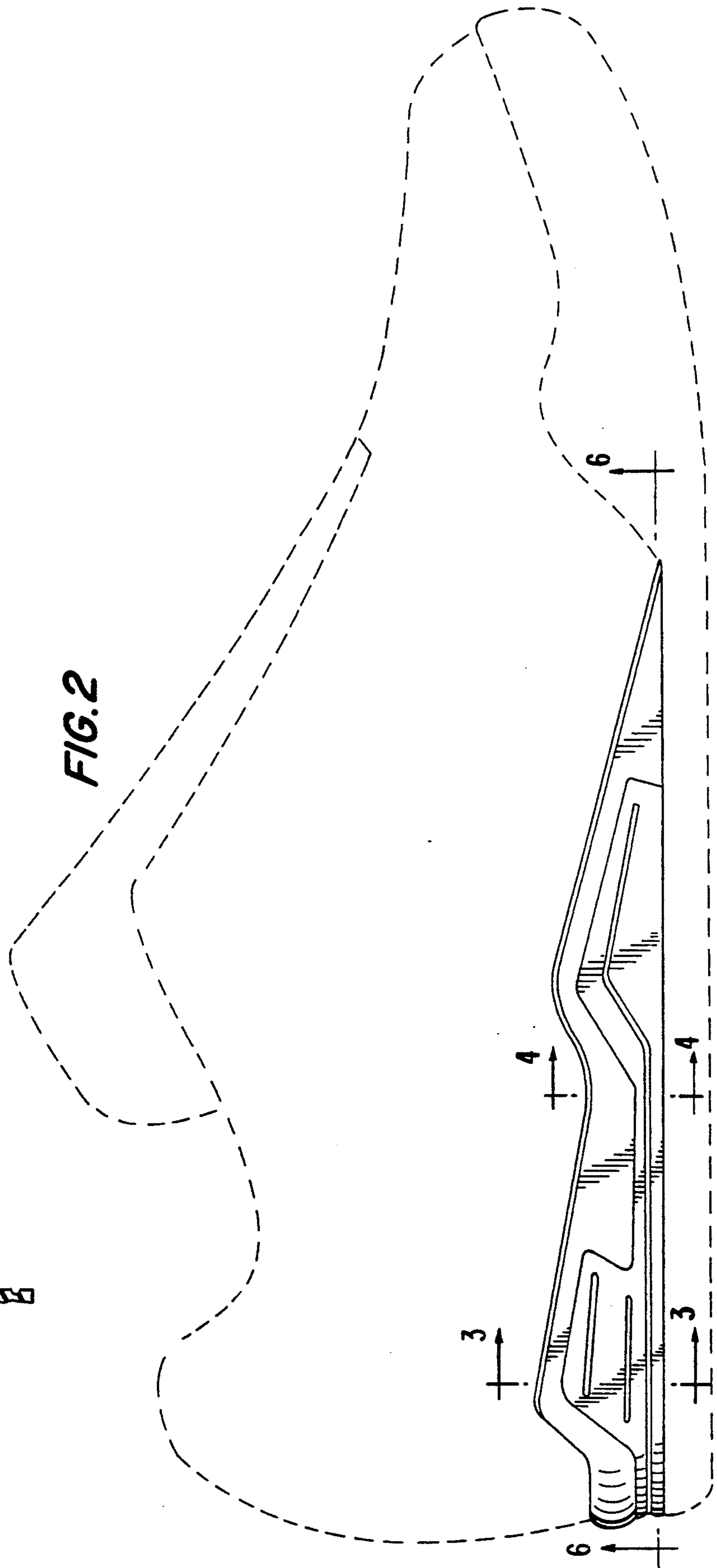


FIG. 5

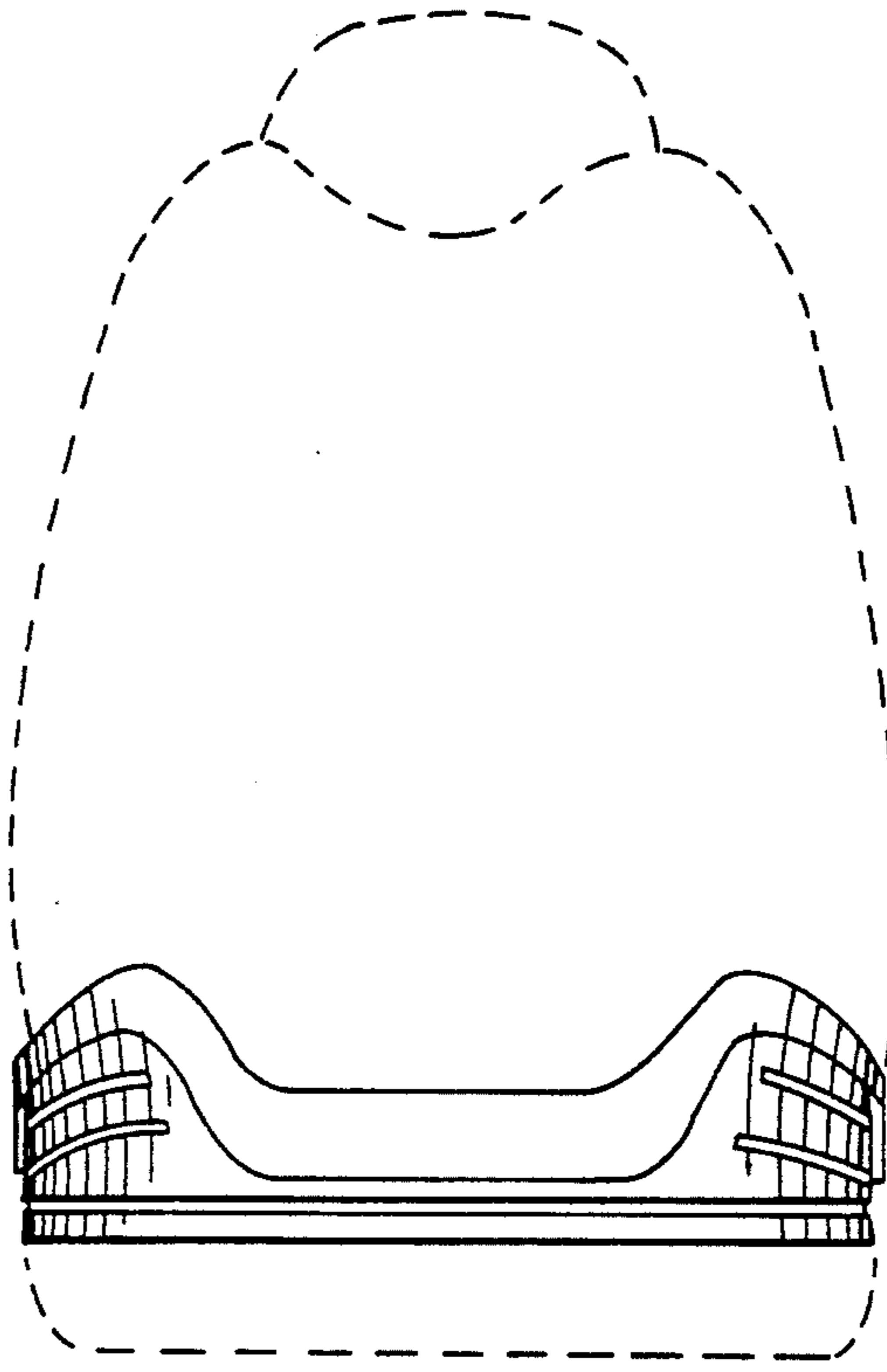


FIG. 6

