



US00D330108S

**United States Patent** [19]  
**Kazapowski**

[11] **Patent Number: Des. 330,108**

[45] **Date of Patent: \*\* Oct. 13, 1992**

[54] **SLIPPER**

[56] **References Cited**

**U.S. PATENT DOCUMENTS**

[75] **Inventor: Roger A. Kazapowski, Walled Lake, Mich.**

D. 259,522 6/1981 BiDegain ..... D2/278  
D. 262,496 1/1982 DeCoster ..... D2/309  
D. 294,653 3/1988 Le ..... D2/278  
D. 301,934 7/1989 Simonin ..... D2/278

[73] **Assignee: Cambridge Products, Inc., Livonia, Mich.**

*Primary Examiner—Louis S. Zarfes*  
*Attorney, Agent, or Firm—Brooks & Kushman*

[\*\*] **Term: 14 Years**

[57] **CLAIM**

The ornamental design for a slipper, as shown and described.

[21] **Appl. No.: 516,236**

**DESCRIPTION**

[22] **Filed: Apr. 30, 1990**

FIG. 1 is a top plan view of a slipper showing my new design;

[52] **U.S. Cl. .... D2/278; D2/279; D2/310**

FIG. 2 is a left side elevational view thereof;


FIG. 3 is a front side elevational view thereof;

[58] **Field of Search ..... D2/264, 265, 278, 279, D2/308-314; 36/45, 10, 112, 114, 132, 136**

FIG. 4 is a bottom plan view thereof;

FIG. 5 is a rear side elevational view thereof; and,

FIG. 6 is a right side elevational view.






FIG. 1




FIG. 2

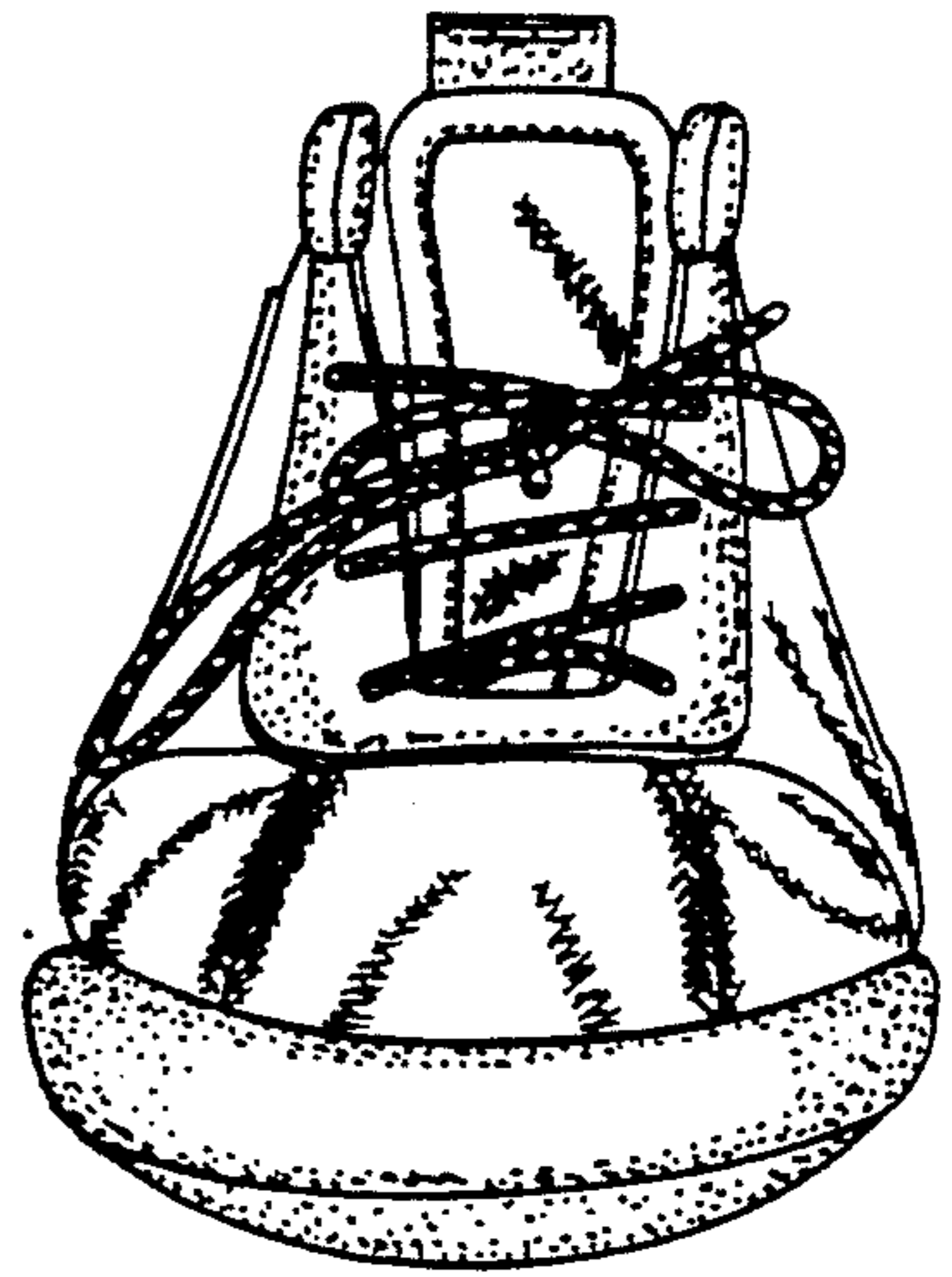


FIG. 3

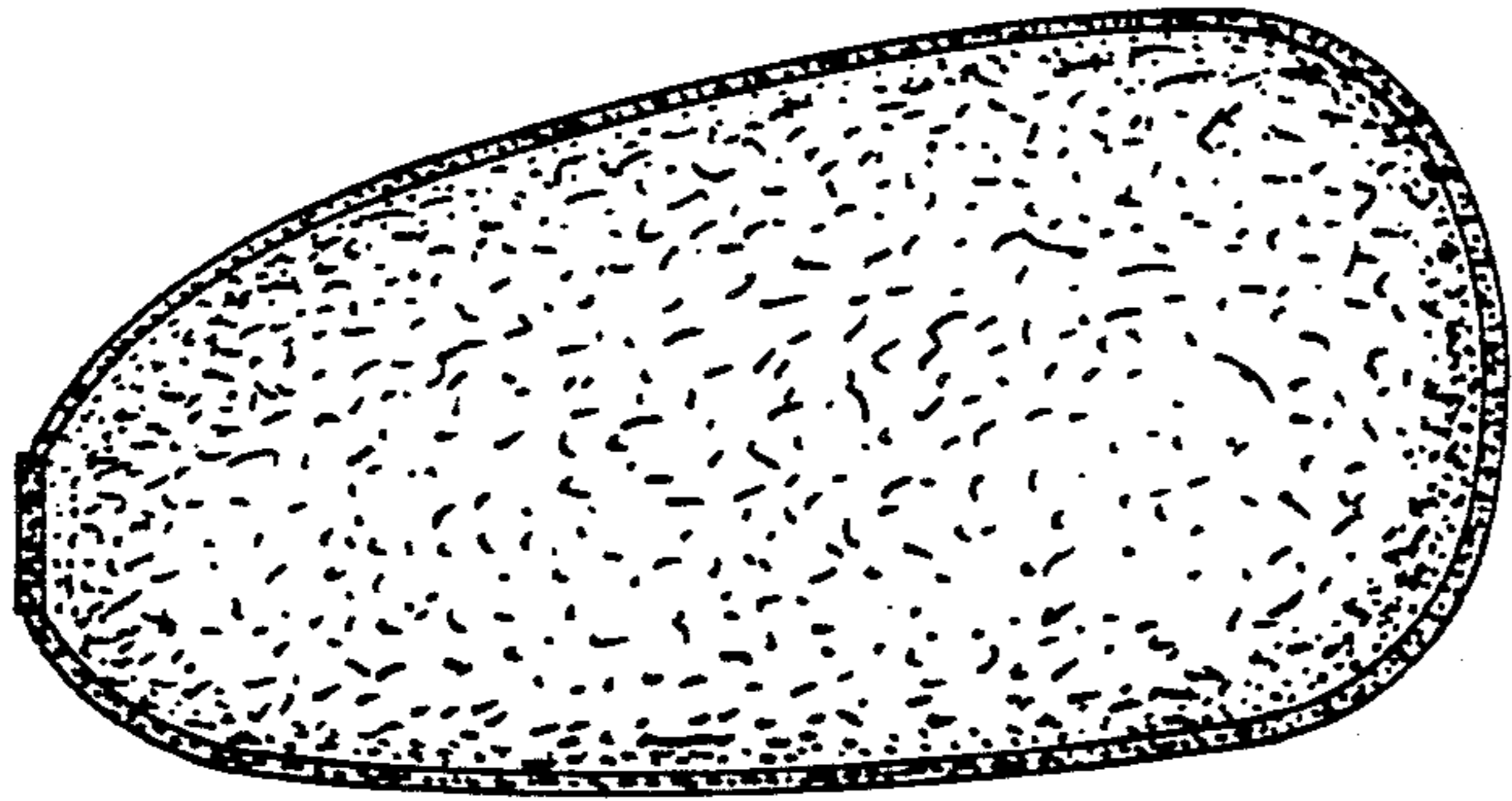


FIG. 4




FIG. 6

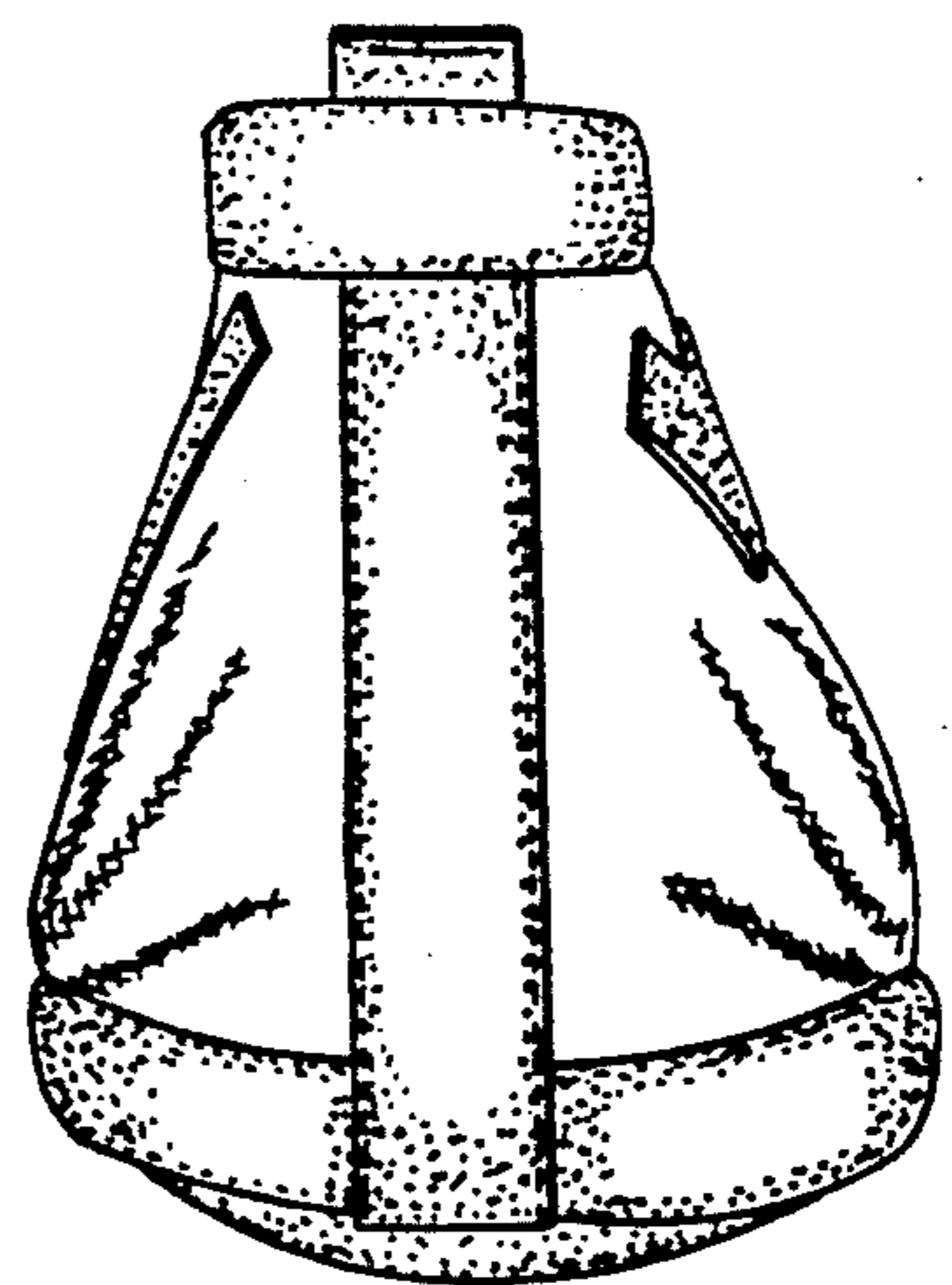


FIG. 5