



US00D330088S

United States Patent [19]

[11] Patent Number: **Des. 330,088**

Soelzer et al.

[45] Date of Patent: **** Oct. 6, 1992**

[54] ANIMAL GUARD

2,899,174	8/1959	Wells	256/14
3,321,780	5/1967	Morris	D6/387
3,322,399	5/1967	Sawyers et al.	256/17
4,655,435	4/1987	Joseph, Jr. et al.	256/14
4,844,423	7/1989	Combs	256/14

[76] Inventors: **Ronald L. Soelzer; Paula M. Soelzer,**
both of P.O. Box 5, Piedmont, S.
Dak. 57769

[**] Term: **14 Years**

Primary Examiner—A. Hugo Word
Assistant Examiner—Doris Clark
Attorney, Agent, or Firm—Richard C. Litman

[21] Appl. No.: **514,571**

[22] Filed: **Apr. 26, 1990**

[52] U.S. Cl. **D25/39**

[58] Field of Search **D25/39; 256/14, 16,**
256/17, 18; 119/15, 97.1, 147.1, 904;
D6/386-387; D30/151

[57] **CLAIM**

The ornamental design for an animal guard, as shown and described.

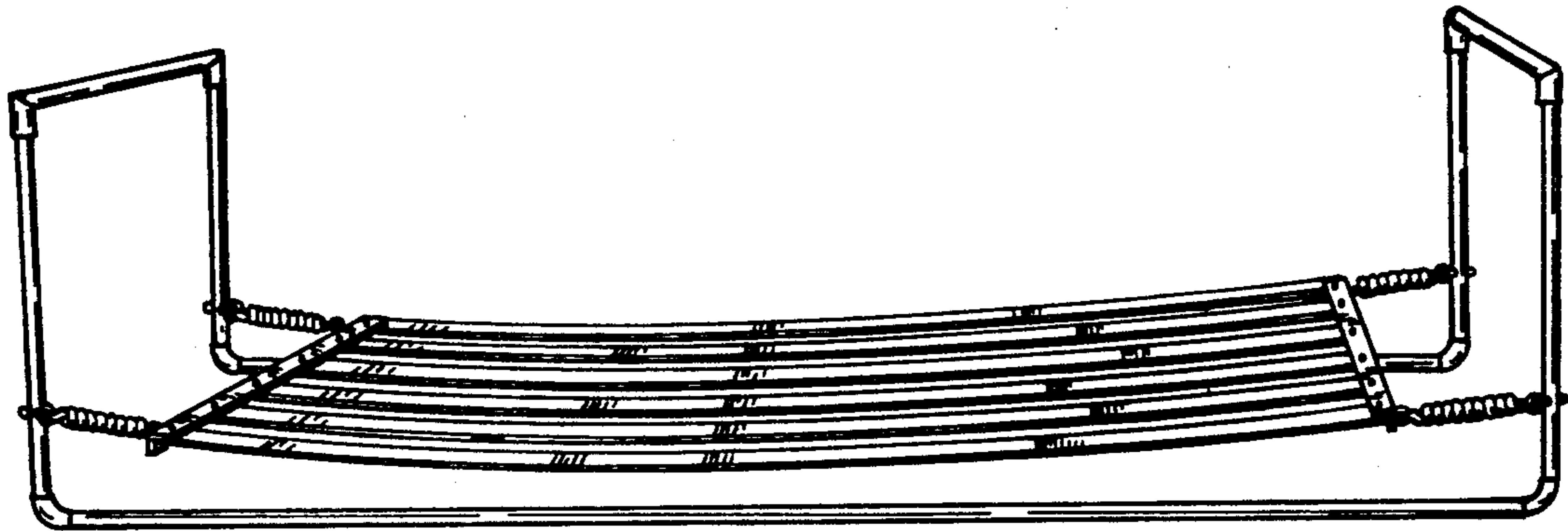
[56] **References Cited**

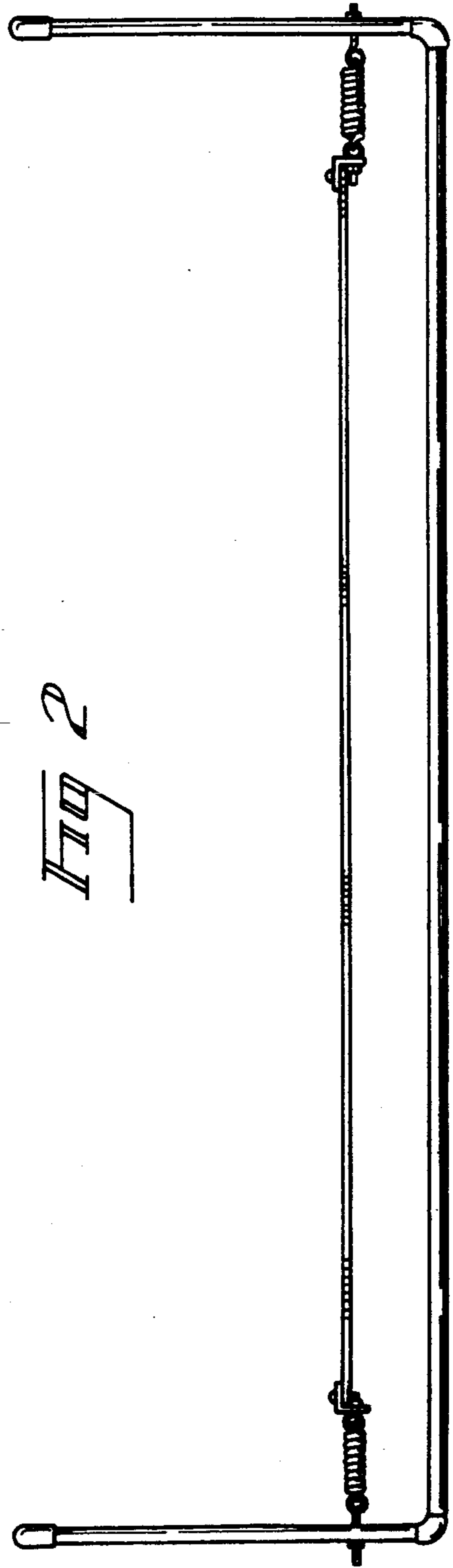

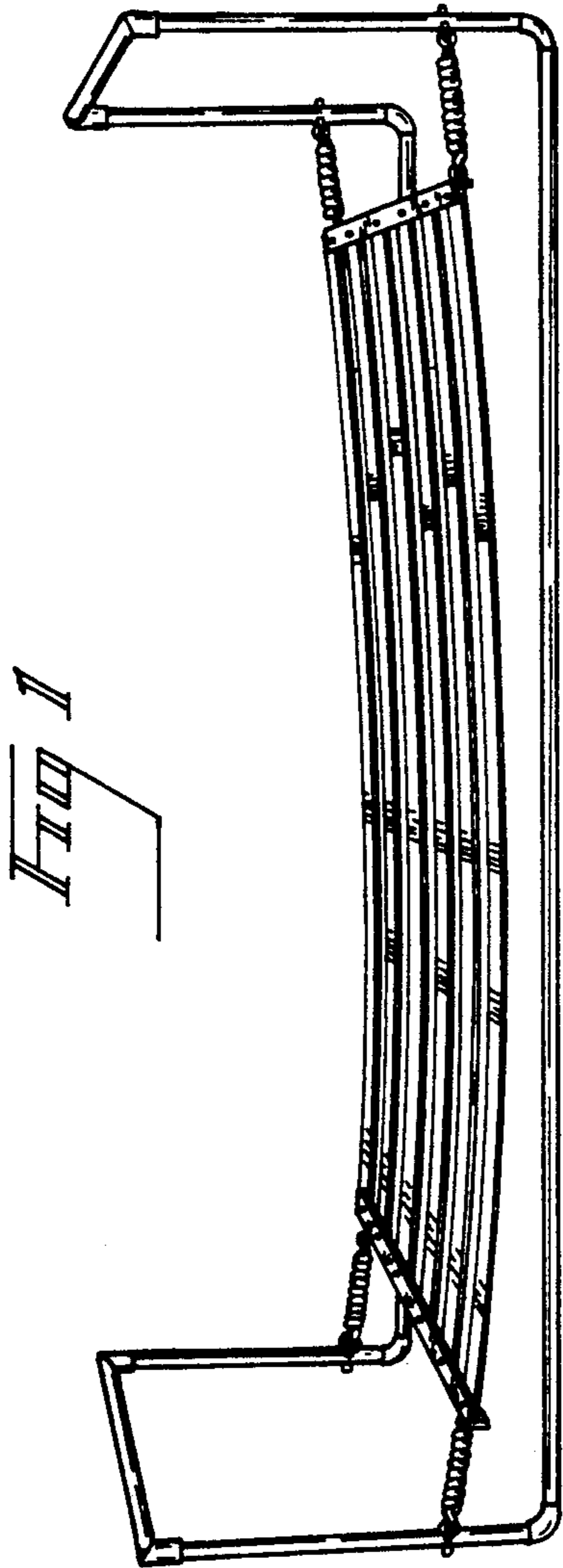
U.S. PATENT DOCUMENTS

D. 230,038	1/1974	Tansel	D30/151
1,386,236	8/1921	Chambers	D6/386
1,616,361	2/1927	Frnka	D25/39
1,688,238	10/1928	Kamas	D25/39
1,977,370	10/1934	Allen	256/14

DESCRIPTION

FIG. 1 is a front perspective view of an animal guard showing our new design;
FIG. 2 is a front elevational view thereof, the rear being identical thereto;
FIG. 3 is a side elevational view thereof, the opposite side being identical thereto;
FIG. 4 is a top plan view thereof; and,
FIG. 5 is a bottom plan view thereof.









FIG 5