



US00D330082S

United States Patent [19]

[11] Patent Number: **Des. 330,082**

Schutte et al.

[45] Date of Patent: **** Oct. 6, 1992**

[54] SCALPEL

3,452,754 8/1966 Stayer 30/173 X

[76] Inventors: **Michael J. Schutte; Jerry J. King,**
both of 2825 Fort Missoula Rd.,
Missoula, Mont. 59801

Primary Examiner—Stella Reid
Assistant Examiner—I. Simmons
Attorney, Agent, or Firm—Wells, St. John, Roberts,
Gregory & Matkin

[**] Term: **14 Years**

[57] **CLAIM**

[21] Appl. No.: **648,346**

The ornamental design for a scalpel, as shown and de-
scribed.

[22] Filed: **Jan. 31, 1991**

DESCRIPTION

Related U.S. Application Data

[63] Continuation-in-part of Ser. No. 503,691, Apr. 3, 1990.

[52] U.S. Cl. **D24/147**

[58] Field of Search D24/147, 146, 133;
D8/99, DIG. 8; 30/340, 304, 249, 343, 353;
606/167, 183

FIG. 1 is a side elevational view of a scalpel showing
my new design, the opposite side elevational view being
a mirror image;

FIG. 2 is a top plan view;

FIG. 3 is a bottom plan view thereof;

FIG. 4 is a cross-sectional view, taken along the line
4—4 in FIG. 2;

FIG. 5 is a front elevational view thereof;

FIG. 6 is a rear elevational view thereof;

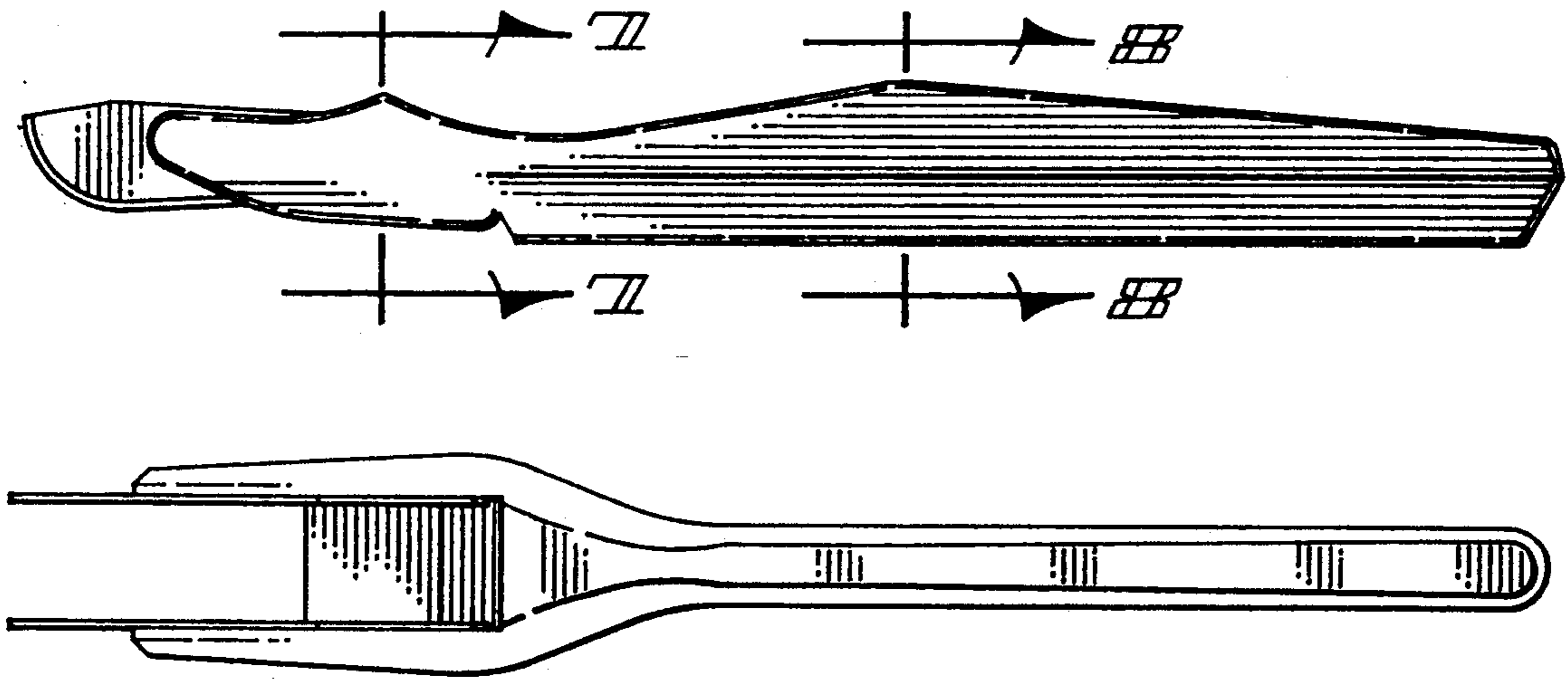
FIG. 7 is a cross-sectional view taken along the line
7—7 in FIG. 1; and,

FIG. 8 is a cross-sectional view taken along the line
8—8 in FIG. 1.

[56] References Cited

U.S. PATENT DOCUMENTS

D. 205,286 7/1966 Dymont D8/98
2,877,553 6/1957 Matwijcow D24/147 X
2,960,769 7/1959 Matwijcow D24/147 X



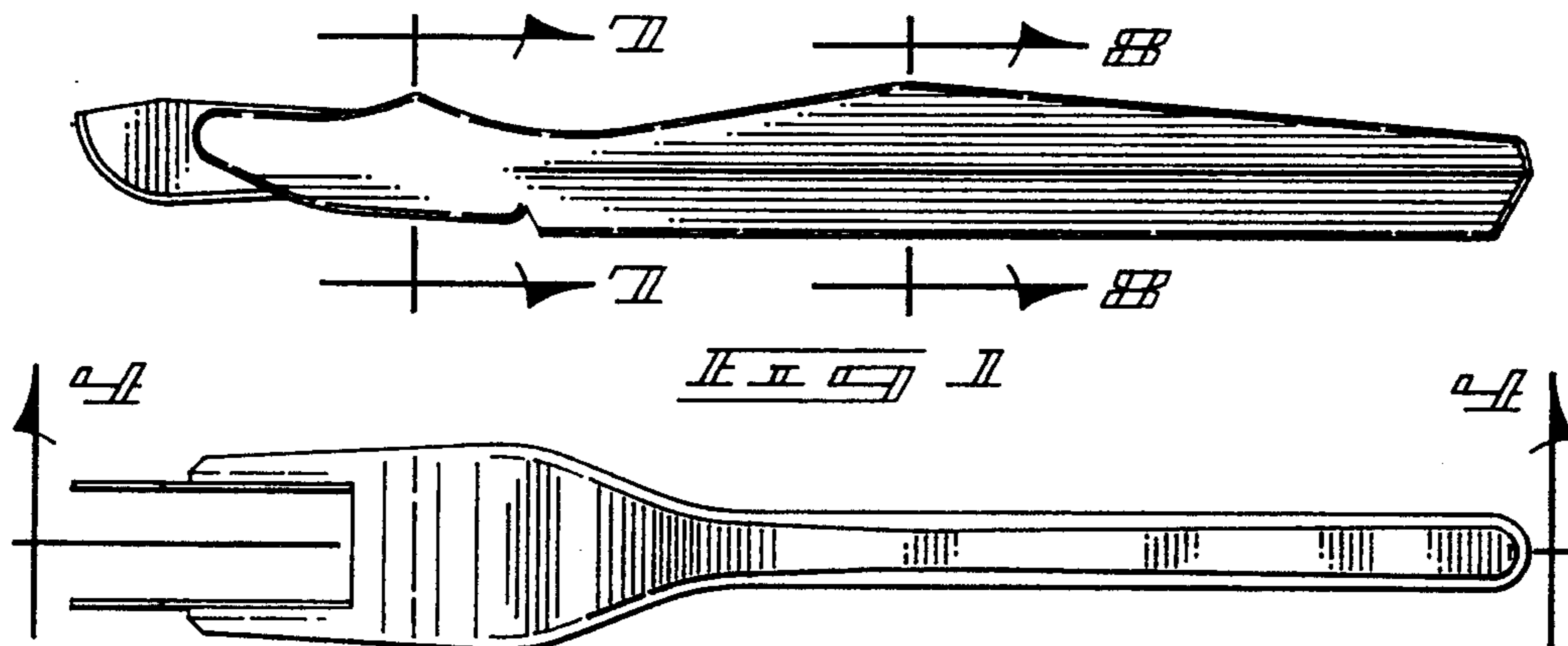


Fig. 1

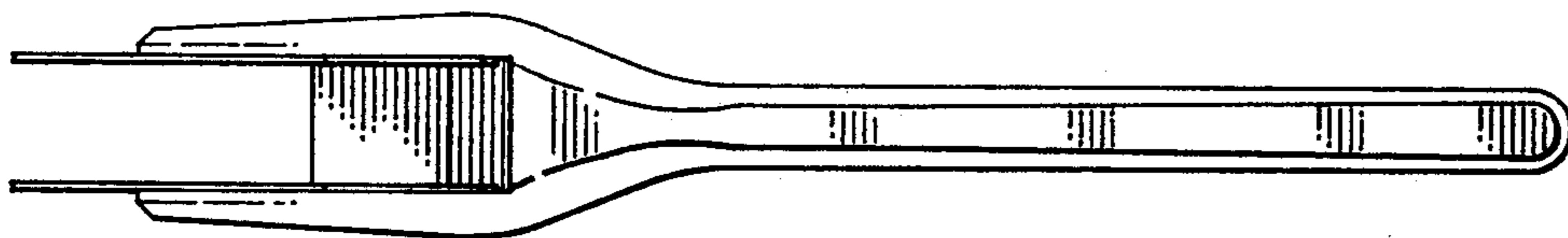


Fig. 3

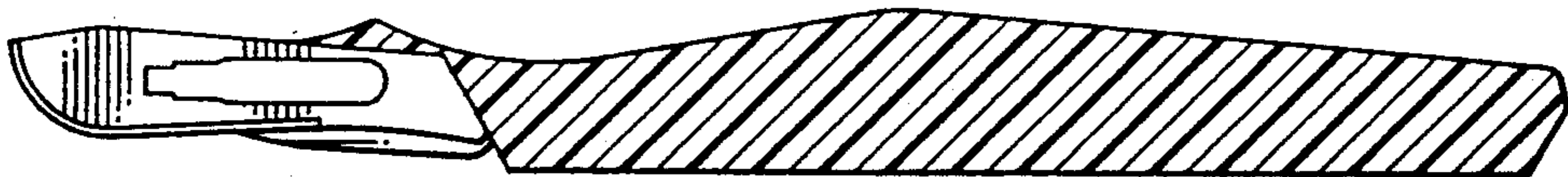


Fig. 4

