



US00D330069S

# United States Patent [19]

[11] Patent Number: **Des. 330,069**

Feyen

[45] Date of Patent: **\*\* Oct. 6, 1992**

[54] **SPRAYER**

[75] Inventor: **Robert G. Feyen**, Grand Rapids, Mich.

[73] Assignee: **R L Corporation**, Lowell, Mich.

[\*\*] Term: **14 Years**

[21] Appl. No.: **711,668**

[22] Filed: **Jun. 6, 1991**

[52] U.S. Cl. .... **D23/226**

[58] Field of Search ..... **D23/213, 223-227; 239/301, 332, 373, 394, 414-415, 525-528, 532, 554, 556**

[56] **References Cited**

**U.S. PATENT DOCUMENTS**

D. 225,222	11/1972	Gilmour .....	D23/226
D. 268,948	5/1983	Tisserat et al. ....	D23/226
D. 283,535	4/1986	Truchet .....	D23/226
D. 305,454	1/1990	Beal .....	D23/226
D. 309,654	7/1990	Roman .....	D23/226

**OTHER PUBLICATIONS**

Gilmour Catalog 1986, Lawn & Garden, p. 12 Water Nozzles.

Melnor Catalog Aqua-Guns, May 1986, p. 31.

*Primary Examiner*—Susan J. Lucas

*Assistant Examiner*—M. H. Tung

*Attorney, Agent, or Firm*—Price, Heneveld, Cooper, DeWitt & Litton

[57] **CLAIM**

The ornamental design for a sprayer, as shown and described.

**DESCRIPTION**

FIG. 1 is a perspective view of a sprayer showing my new design, on a reduced scale;

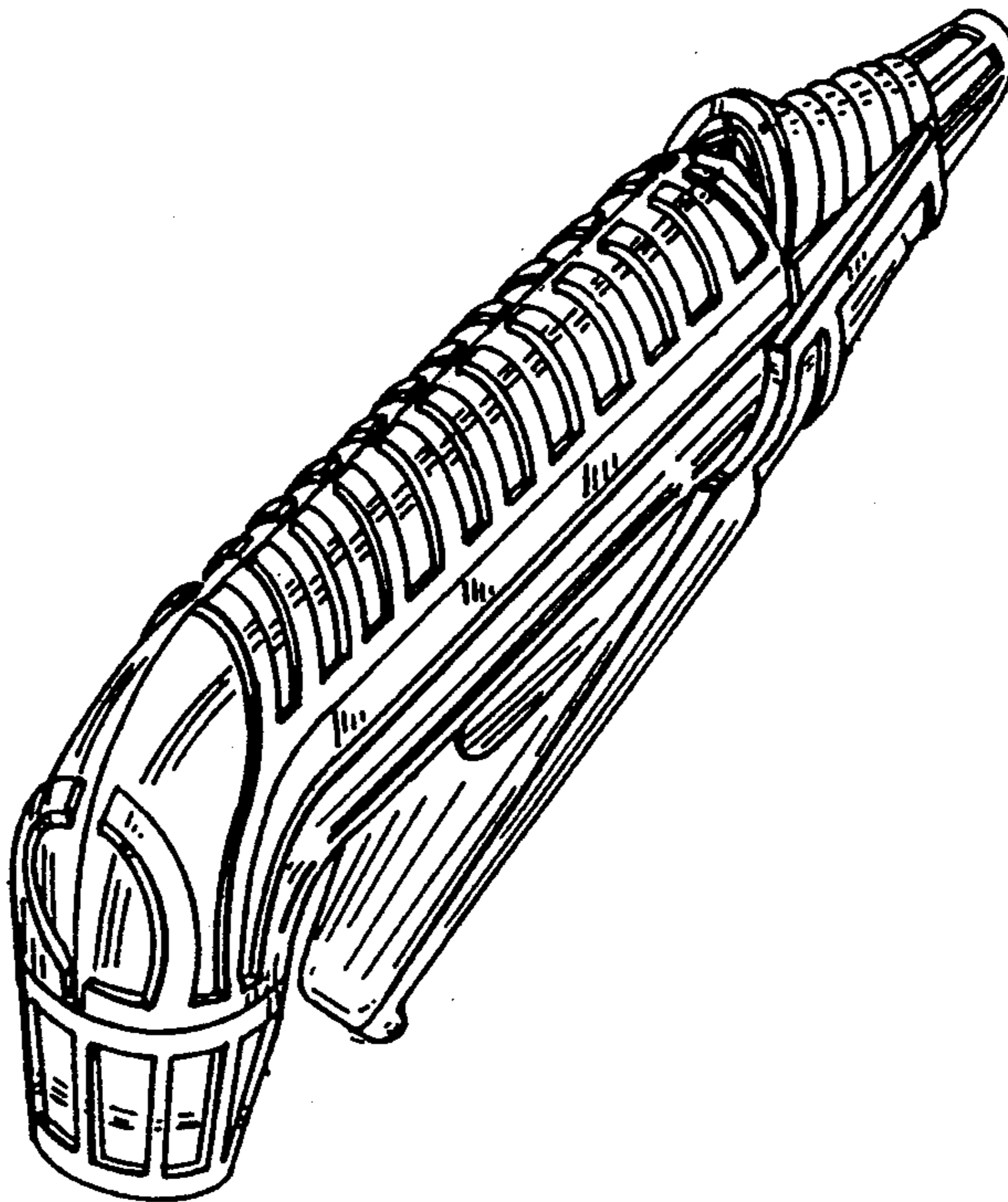
FIG. 2 is a front elevational view thereof;

FIG. 3 is a rear elevational view thereof;

FIG. 4 is a top plan view thereof;

FIG. 5 is a bottom plan view thereof; and,

FIG. 6 is a side elevational view thereof, the opposite side being a mirror image thereof.



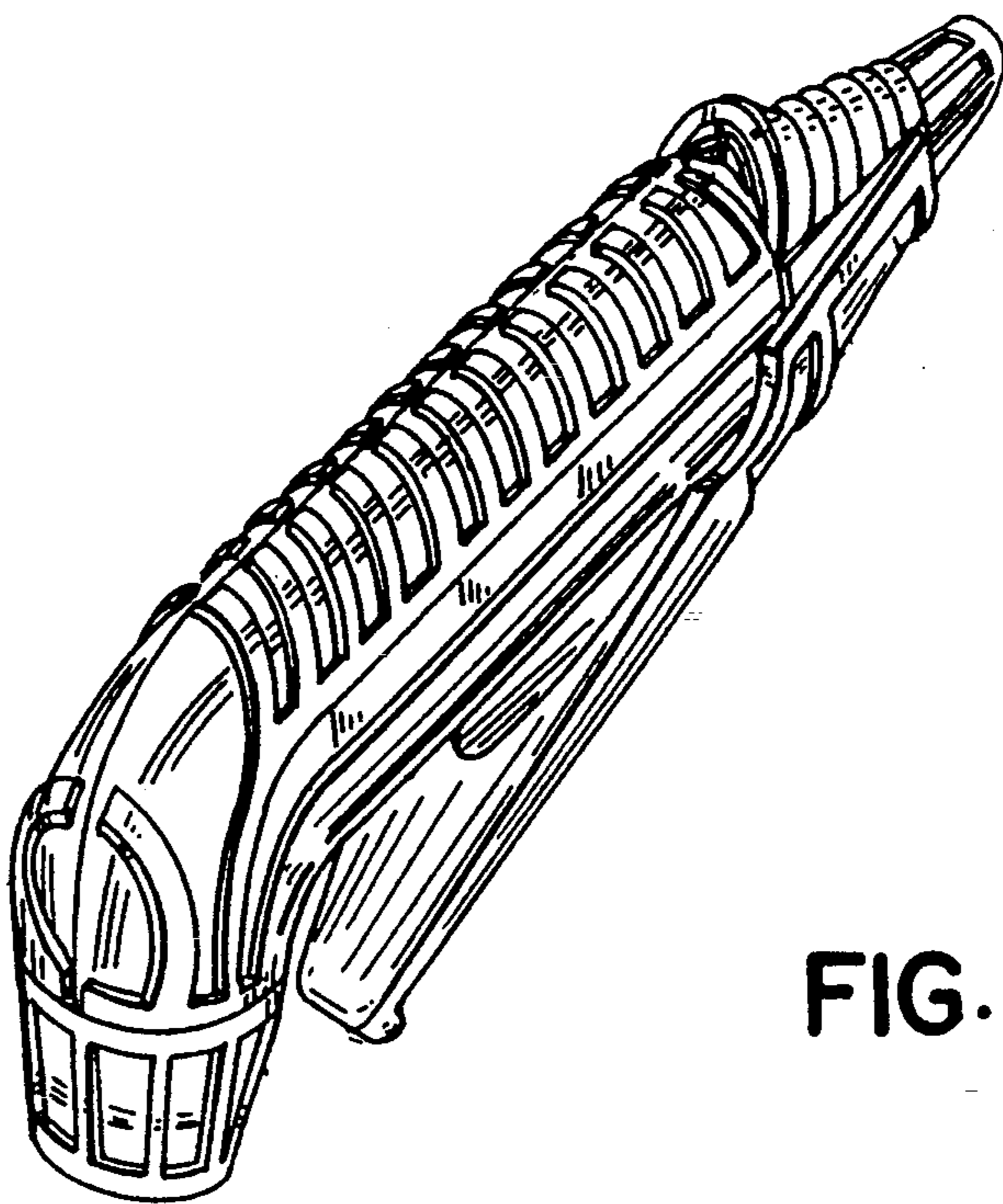


FIG. 1




FIG. 2

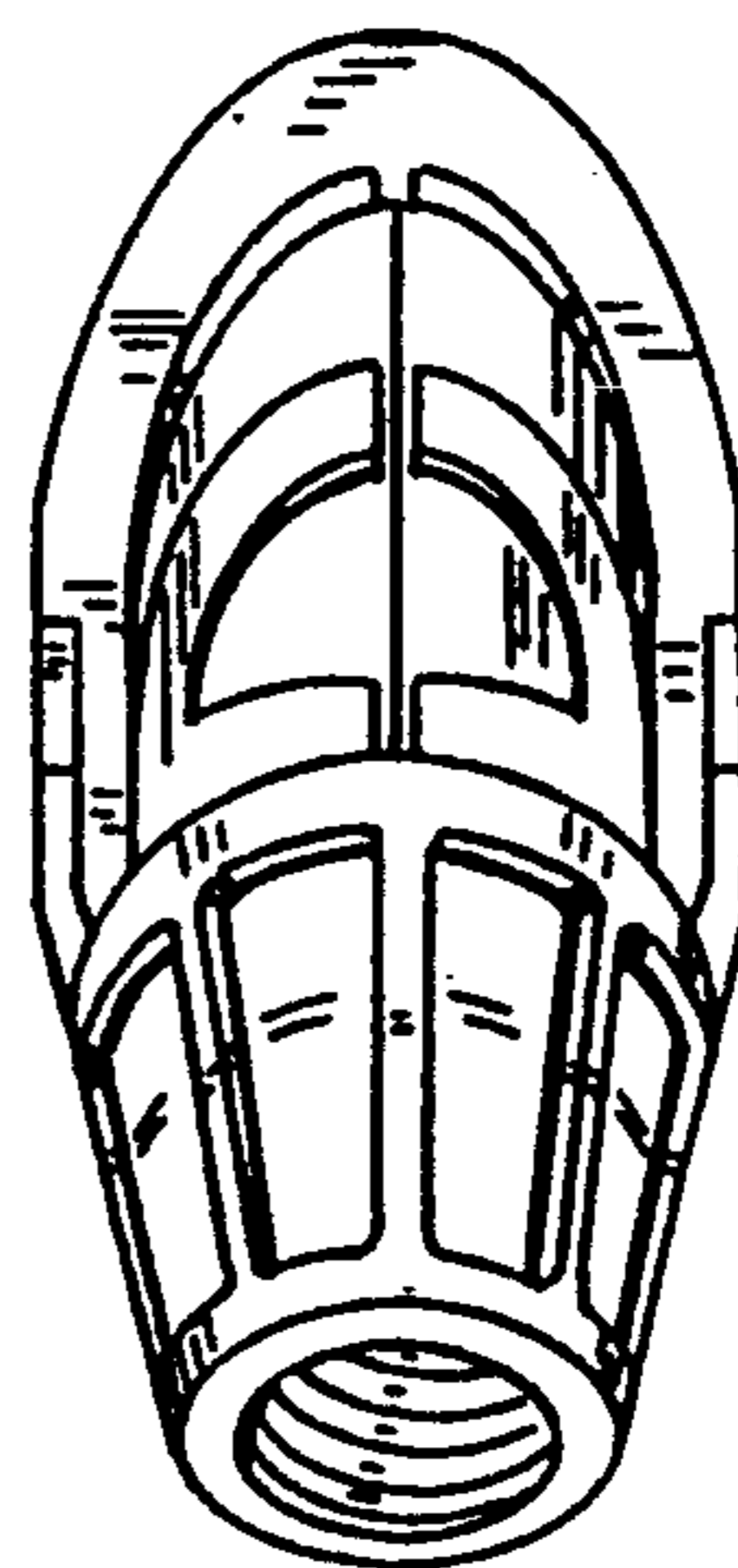


FIG. 3

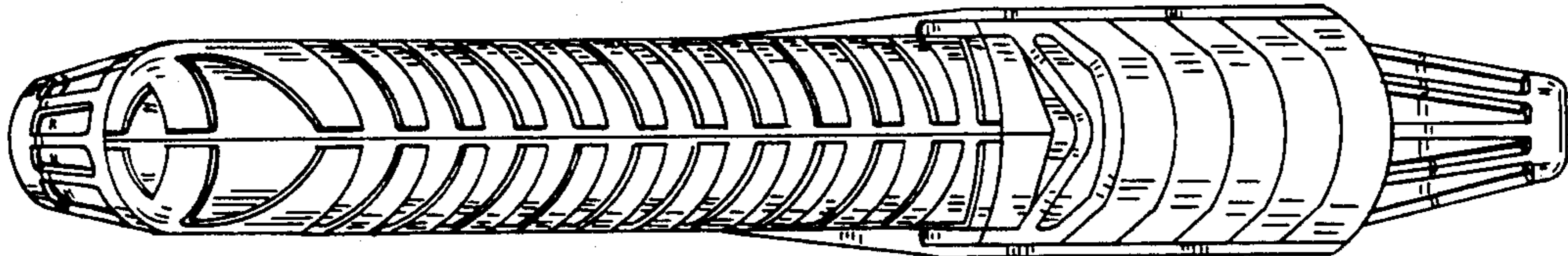


FIG. 4




FIG. 5

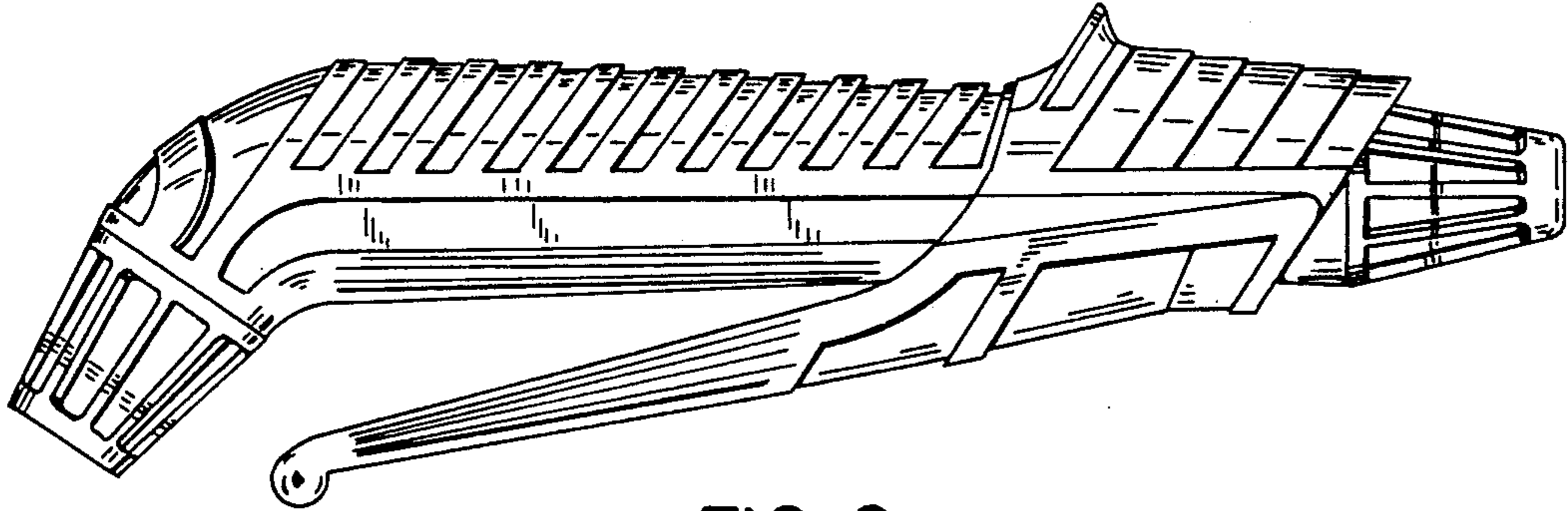


FIG. 6