



US00D330065S

United States Patent [19]

[11] Patent Number: **Des. 330,065**

Debreczeni

[45] Date of Patent: **** Oct. 6, 1992**

[54] **COMBINED FISHING ROD AND REEL**

3,034,246	5/1962	Davidson	43/20
3,447,254	6/1969	Sobel et al.	43/23
3,618,253	11/1971	Edwards et al.	43/23 X
3,927,486	12/1975	Yuen	43/20

[76] Inventor: **Joe Debreczeni**, 695 Victor Hugo, Brossard, Québec, Canada

[**] Term: **14 Years**

Primary Examiner—A. Hugo Word
Assistant Examiner—Doris V. Coles
Attorney, Agent, or Firm—Jean H. Dubuc

[21] Appl. No.: **559,891**

[22] Filed: **Jul. 30, 1990**

[52] U.S. Cl. **D22/138**

[57] **CLAIM**

[58] Field of Search D22/137, 138, 140, 142;
43/15-17, 18.1, 20, 23, 25

The ornamental design for a combined fishing rod and reel, as shown and described.

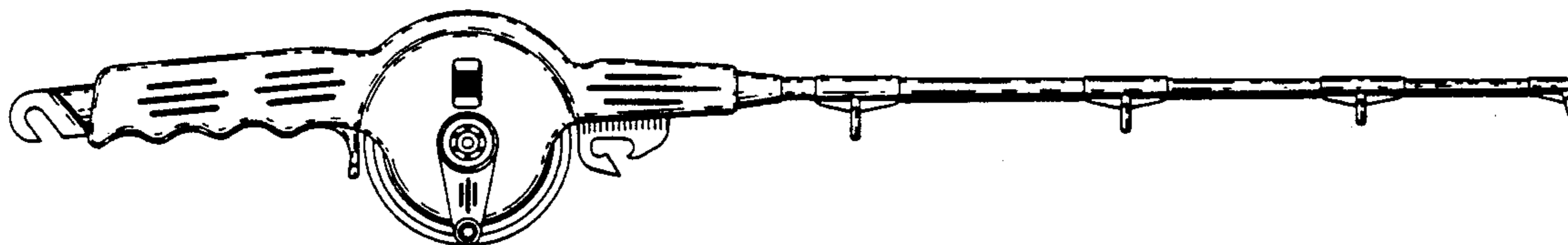
[56] **References Cited**

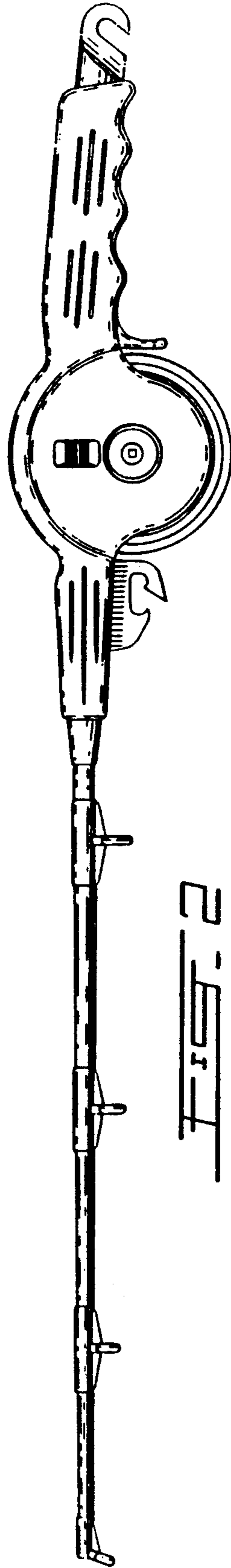
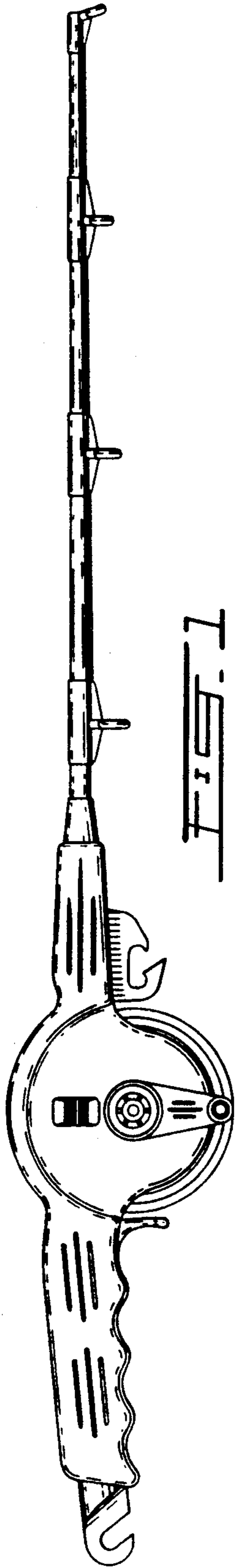
DESCRIPTION

U.S. PATENT DOCUMENTS

D. 150,951	9/1948	Hill	D22/138
D. 196,518	10/1963	Aschburner	D22/138
D. 228,550	10/1973	Kasper	D22/138
D. 241,435	9/1976	Yuen	D22/138
2,152,385	3/1939	Mayer et al.	43/23
2,970,400	2/1961	Nolin	43/20

FIG. 1 is a left side elevational view of a combined fishing rod and reel, showing my new design;
FIG. 2 is a right side elevational view thereof;
FIG. 3 is a top plan view thereof;
FIG. 4 is a bottom plan view thereof;
FIG. 5 is a rear elevational view thereof; and,
FIG. 6 is a front elevational view thereof.






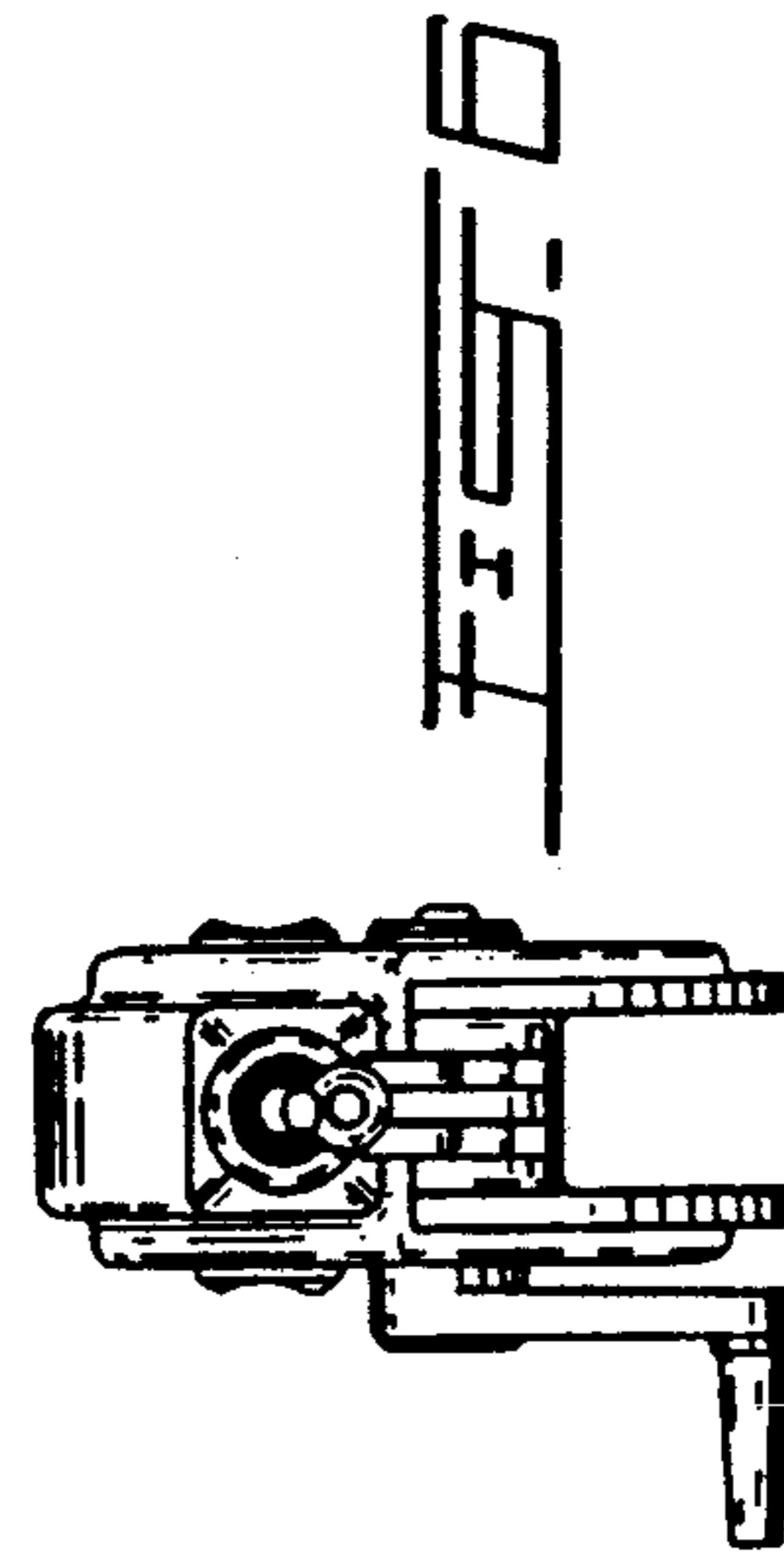
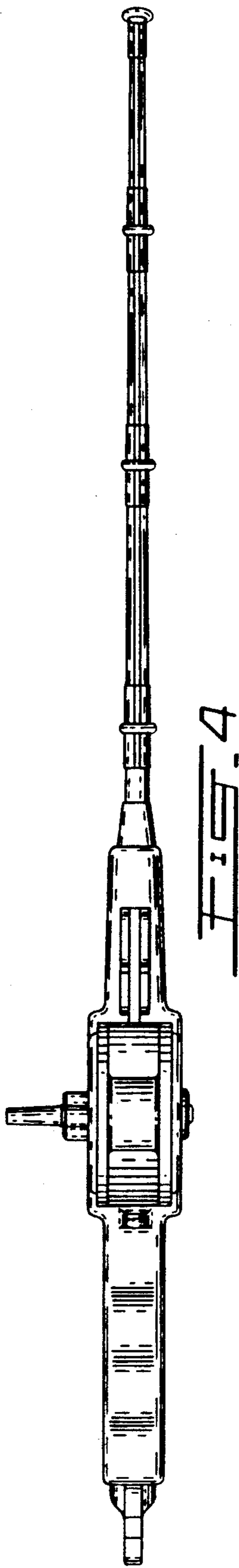
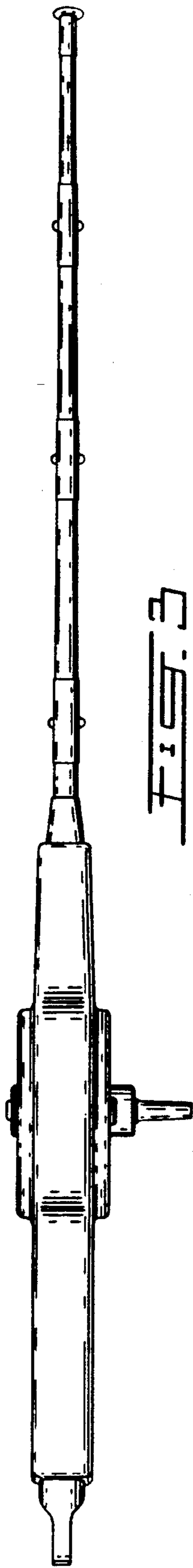


Fig. 5