



US00D330064S

# United States Patent [19]

[11] Patent Number: **Des. 330,064**

Medina

[45] Date of Patent: **\*\* Oct. 6, 1992**

## [54] SWORD HILT

[75] Inventor: **Justo S. J. Medina**, Toledo, Spain

[73] Assignee: **Manufacturas y Artes de Toledo S.L.**,  
Olias del Rey-Toledo, Spain

[\*\*] Term: **14 Years**

[21] Appl. No.: **435,010**

[22] Filed: **Nov. 13, 1989**

### [30] Foreign Application Priority Data

May 10, 1989 [ES] Spain ..... 118923

[52] U.S. Cl. .... **D22/118**

[58] Field of Search ..... **D22/118; D3/102;**  
**30/165, 295, 340, 164.8, 346, 353, 366; 272/98;**  
**273/57.3**

### [56] References Cited

#### U.S. PATENT DOCUMENTS

D. 6,338	1/1873	Price	.....	D22/118
D. 221,335	8/1971	Clayton	.....	D22/118
D. 222,938	2/1972	Cole	.....	D22/118
D. 225,527	12/1972	Cole	.....	D22/118

## OTHER PUBLICATIONS

Gun World, Oct. 1988, p. 11.

Gun World, Jan. 1989, p. 11.

*Primary Examiner*—A. Hugo Word

*Assistant Examiner*—Doris V. Coles

*Attorney, Agent, or Firm*—Fleit, Jacobson, Cohn, Price,  
Holman & Stern

## [57] CLAIM

The ornamental design for a sword hilt, as shown and described.

## DESCRIPTION


FIG. 1 is a front elevational view of a sword hilt, showing my new design; the rear being a mirror image thereof;

FIG. 2 is a right side elevational view, the left side being a mirror image thereof;

FIG. 3 is a top plan view thereof; and,

FIG. 4 is a bottom plan view thereof.

The broken line showing of part of a sword blade in FIGS. 1 and 2 is for illustrative purposes only and forms no part of the claimed design.



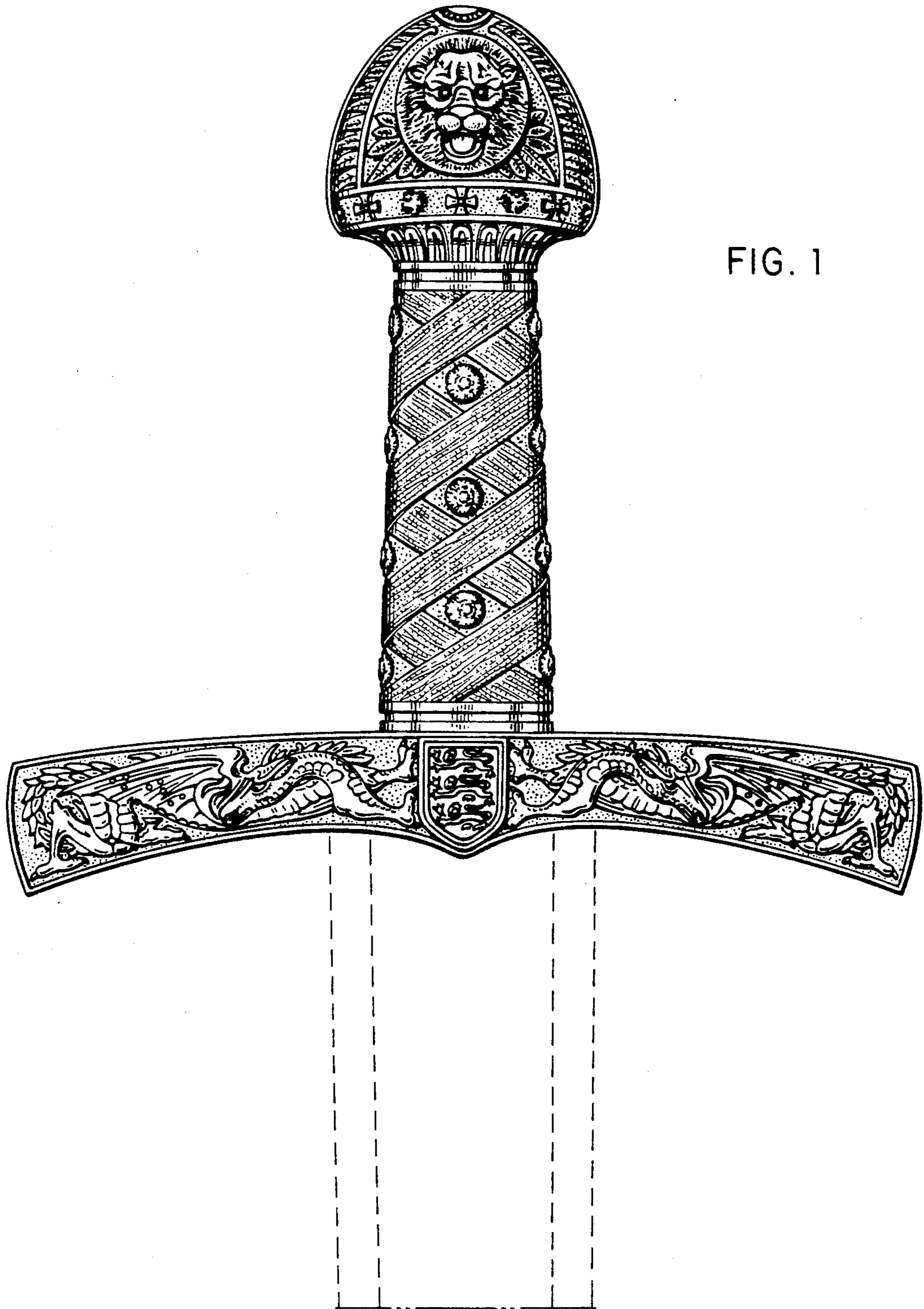


FIG. 1

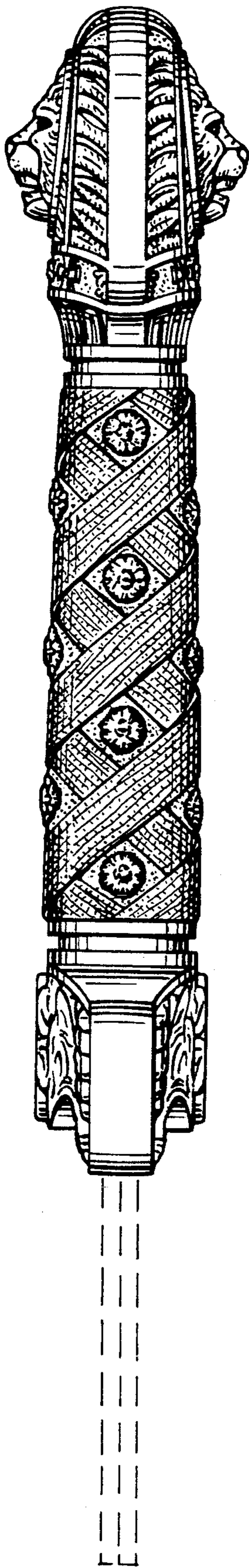


FIG. 2

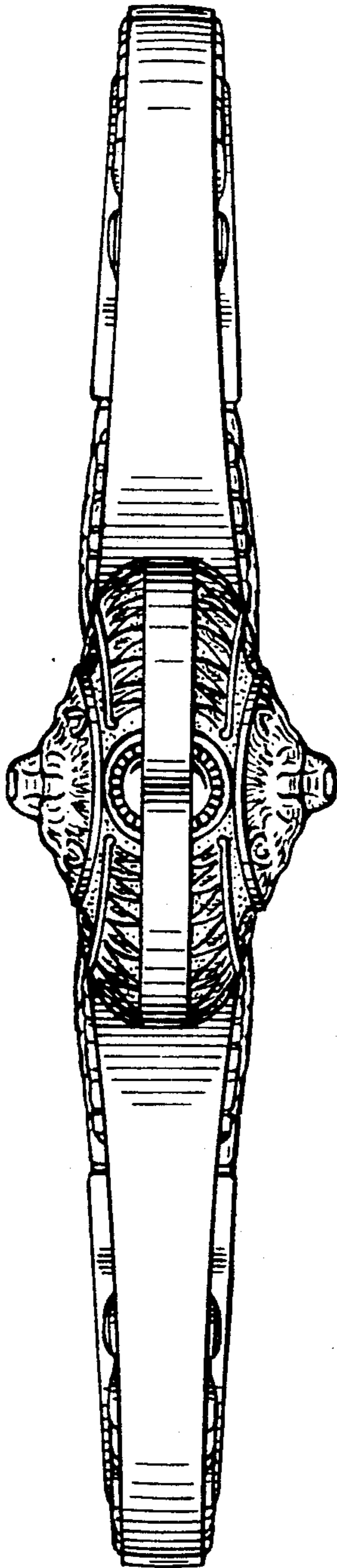


FIG. 3

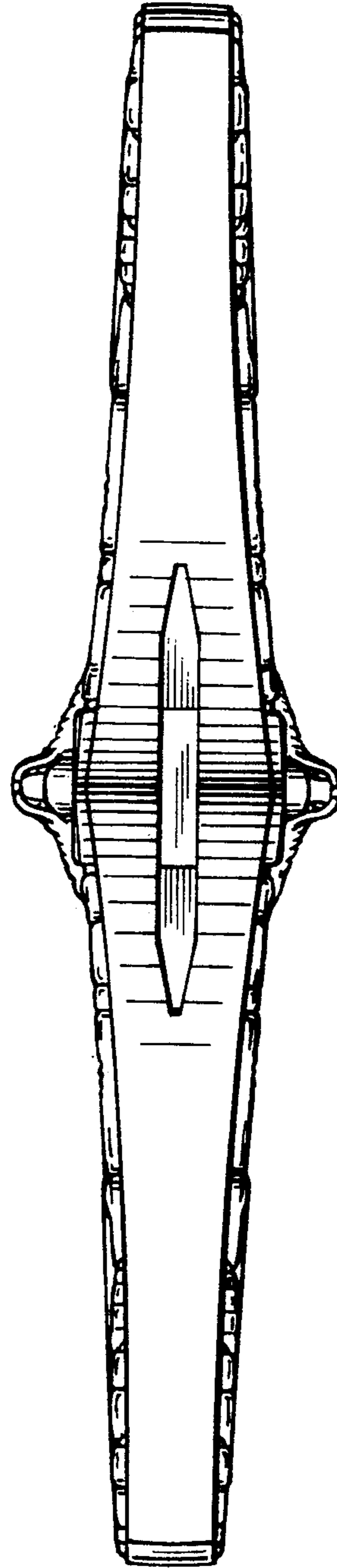


FIG. 4