



US00D330060S

United States Patent [19]

[11] Patent Number: **Des. 330,060**

Fagen

[45] Date of Patent: **** Oct. 6, 1992**

[54] **RACKET GRIP ATTACHMENT**

[76] Inventor: **Edward S. Fagen, Lake Park Dr., Apt. 2005-B, Smyrna, Ga. 30080**

[**] Term: **14 Years**

[21] Appl. No.: **617,675**

[22] Filed: **Nov. 26, 1990**

[52] U.S. Cl. **D21/222; D21/212**

[58] Field of Search **D21/212, 213, 222; 273/73 R, 75, 73 F, 73 J, 73 K, 73 L**

[56] **References Cited**

U.S. PATENT DOCUMENTS

853,756 5/1907 Betis D21/108 X
4,961,572 10/1990 Badillo et al. D21/222 X

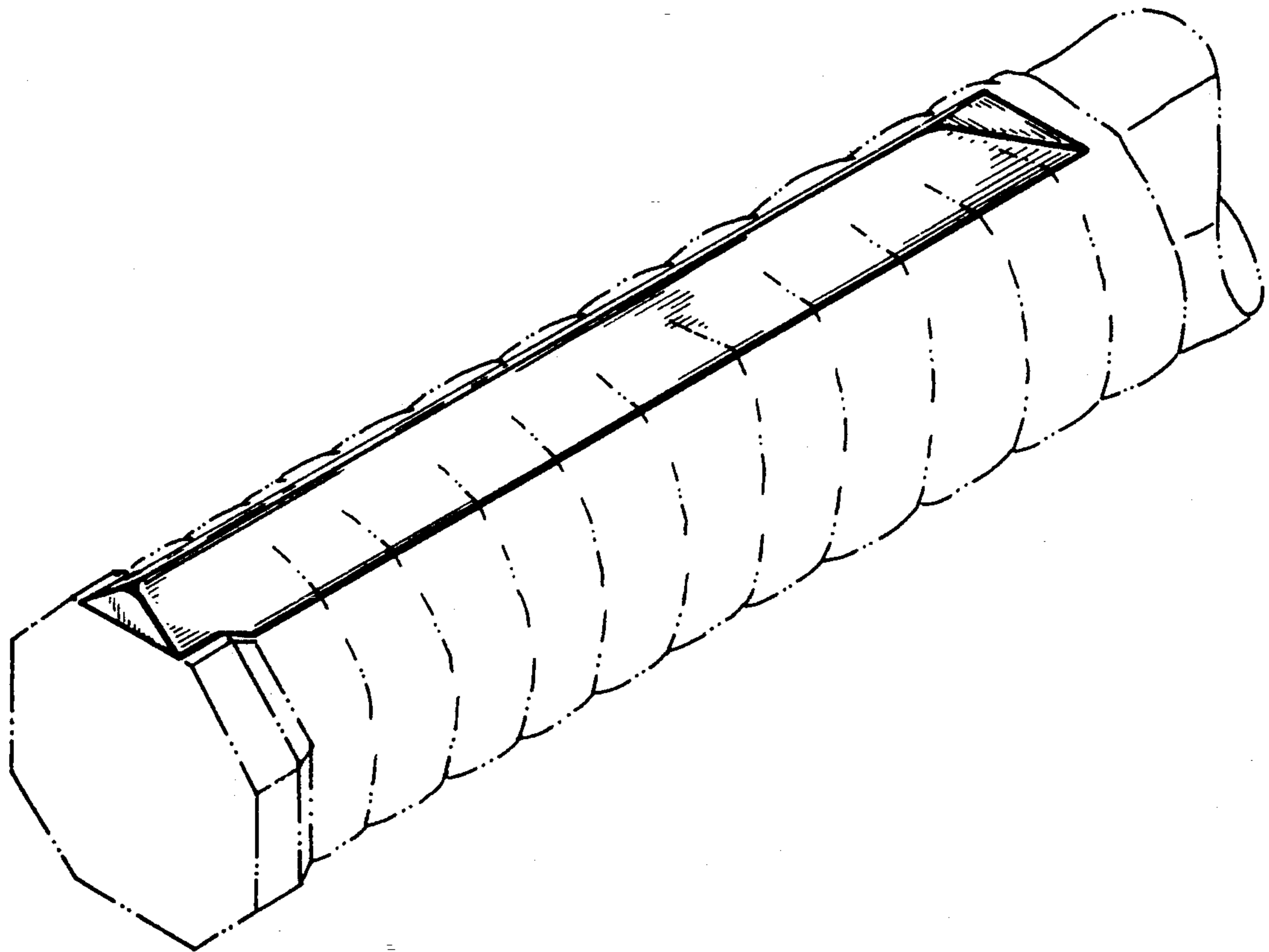
Primary Examiner—Terry A. Pfeffer
Attorney, Agent, or Firm—Hopkins & Thomas

[57] **CLAIM**

The ornamental design entitled racket grip attachment, as shown and described.

DESCRIPTION

FIG. 1 is a perspective view of the racket grip attachment showing my new design, the racket grip is shown in broken lines for illustrative purposes only; FIG. 2 is a front elevational view thereof; FIG. 3 is a right side elevational view thereof; FIG. 4 is a left side elevational view thereof; FIG. 5 is a rear elevational view thereof; FIG. 6 is a top plan view thereof; and, FIG. 7 is a bottom plan view thereof.



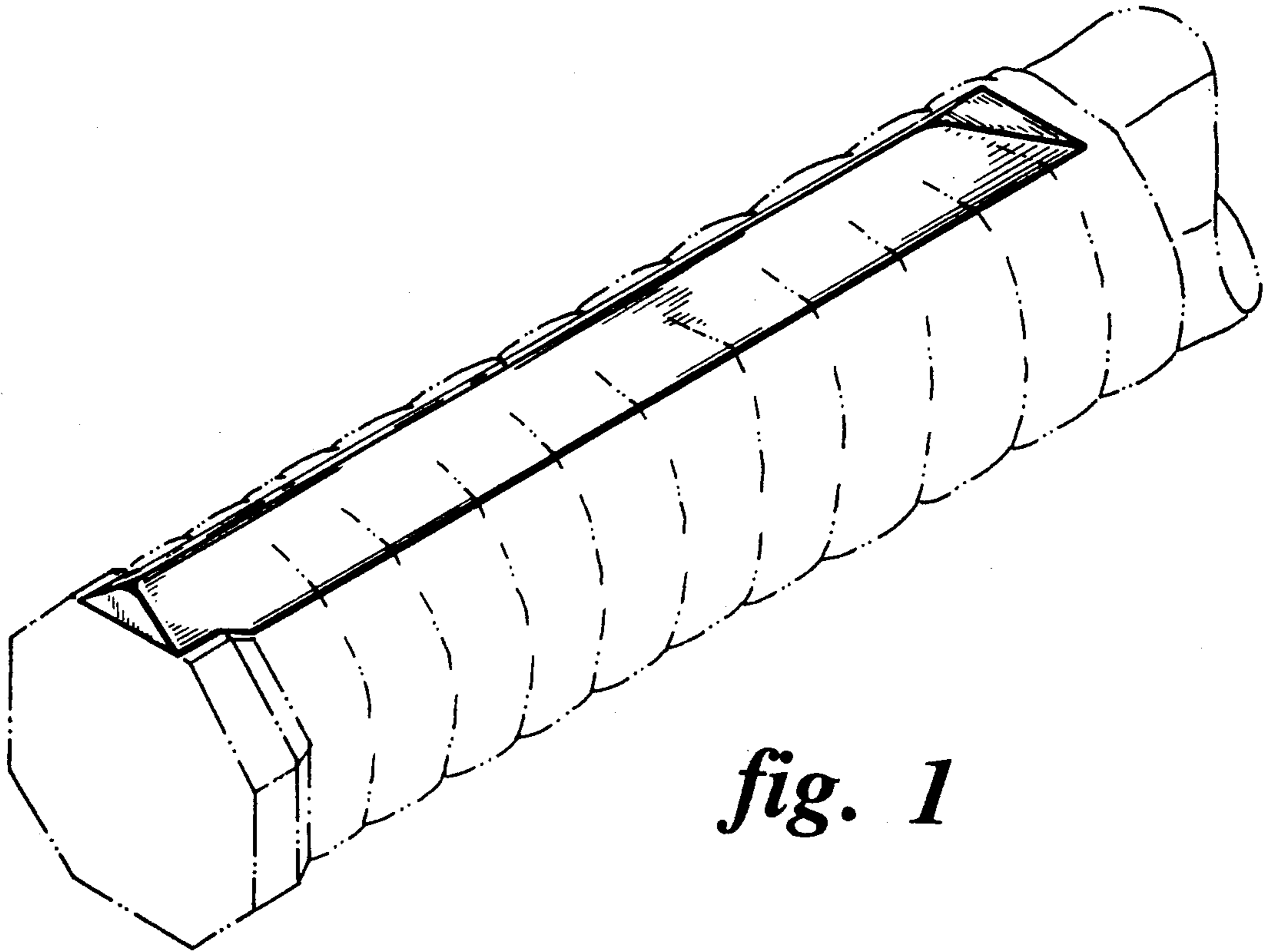


fig. 1



fig. 2




fig. 3




fig. 4



fig. 5



fig. 6



fig. 7