



US00D330046S

# United States Patent [19]

[11] Patent Number: **Des. 330,046**

**Cuadrado**

[45] Date of Patent: **\*\* Oct. 6, 1992**

[54] PEN

[76] Inventor: **Manuel Cuadrado, C/Sagrera, 53-57, 08027 Barcelona, Spain**

[\*\*] Term: **14 Years**

[21] Appl. No.: **622,088**

[22] Filed: **Dec. 4, 1990**

[52] U.S. Cl. .... **D19/48; D19/49; D19/47; D19/51; D19/56**

[58] Field of Search ..... **D19/35, 36, 41-51, D19/54-58, 81-85; 401/209, 99, 100, 102, 103, 104**

|            |         |                |       |           |
|------------|---------|----------------|-------|-----------|
| D. 303,549 | 9/1989  | Horntrich      | ..... | D19/48    |
| D. 307,920 | 5/1990  | Sekiguchi      | ..... | D19/41 X  |
| D. 312,096 | 11/1990 | Vitrac         | ..... | D19/51    |
| D. 319,844 | 9/1991  | Grötsch et al. | ..... | D19/48    |
| 5,007,756  | 4/1991  | Wey            | ..... | 401/209 X |

*Primary Examiner*—Nelson C. Holtje  
*Assistant Examiner*—Martha Thompson  
*Attorney, Agent, or Firm*—Cushman, Darby & Cushman

[57] **CLAIM**

The ornamental design for a pen as shown and described.

**DESCRIPTION**

FIG. 1 is a top, right front perspective view of a pen showing my new design;  
FIG. 2 is a left side elevational view thereof;  
FIG. 3 is a right side elevational view thereof;  
FIG. 4 is a rear elevational view thereof;  
FIG. 5 is a bottom plan view thereof; and,  
FIG. 6 is a top plan view thereof.  
FIGS. 5 and 6 have been drawn to an enlarged scale with respect to FIGS. 1 through 4.

[56] **References Cited**  
**U.S. PATENT DOCUMENTS**

|            |         |           |       |          |
|------------|---------|-----------|-------|----------|
| D. 39,906  | 4/1909  | Boman     | ..... | D19/48   |
| D. 84,812  | 8/1931  | Ionno     | ..... | D19/47   |
| D. 166,254 | 3/1952  | Gazda     | ..... | D19/46 X |
| D. 171,675 | 3/1954  | Wisotsky  | ..... | D19/47 X |
| D. 233,613 | 11/1974 | Hand, III | ..... | D19/56 X |
| D. 265,212 | 6/1982  | Spiegel   | ..... | D19/47   |




FIG. 1

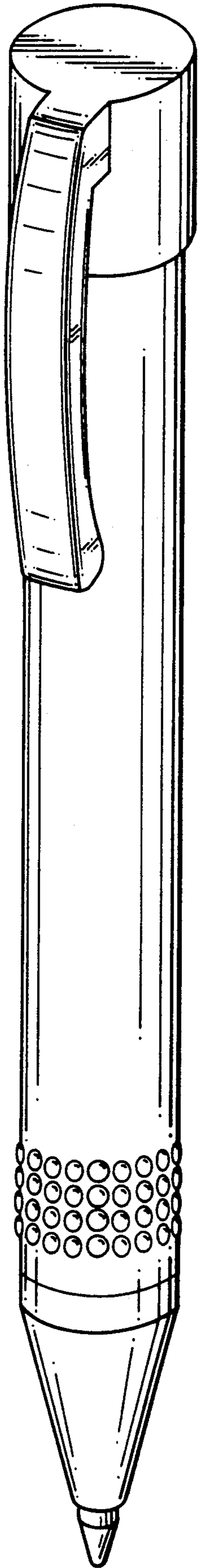


FIG. 2

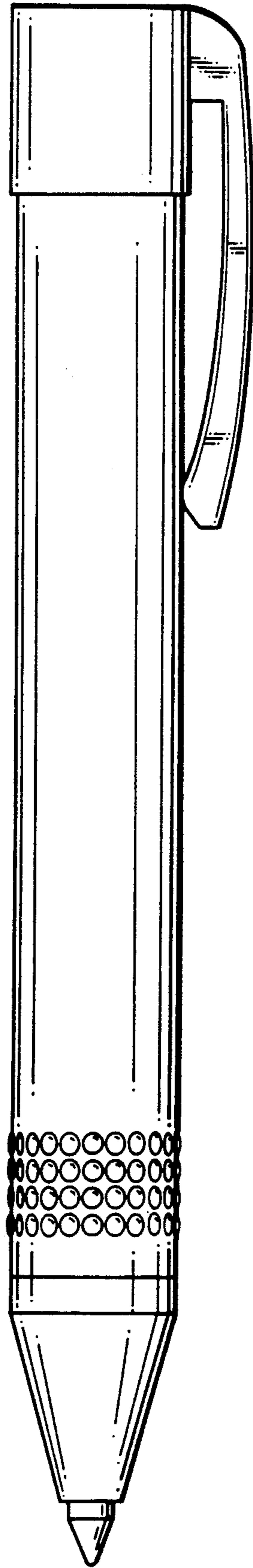


FIG. 3

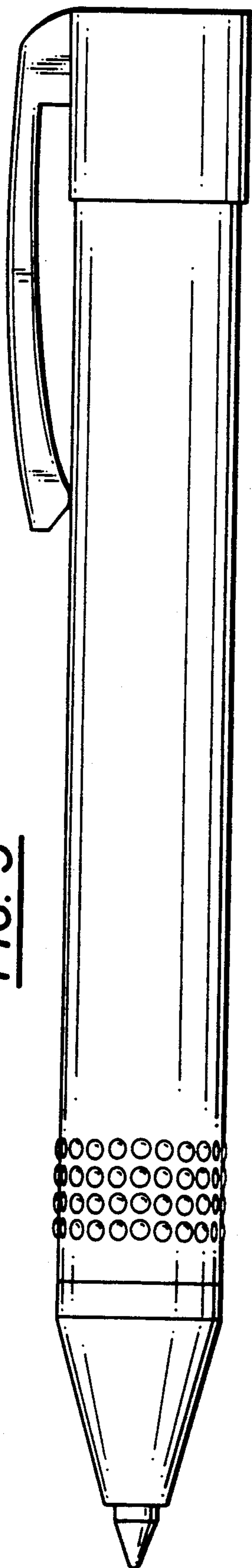


FIG. 4

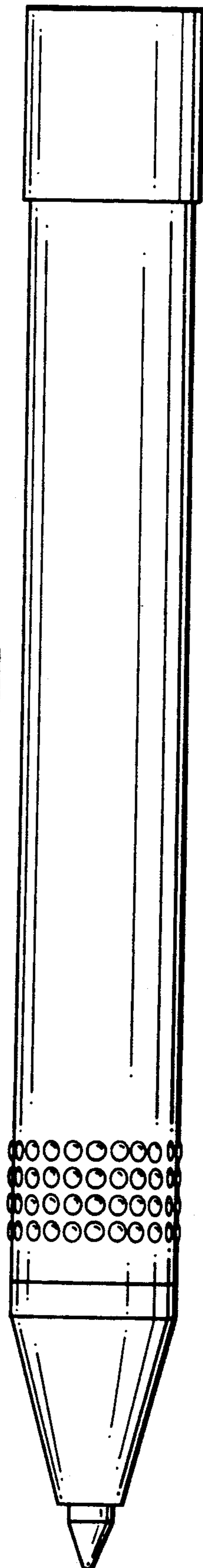


FIG. 6




FIG. 5

