



US00D330014S

# United States Patent [19] Yun

[11] Patent Number: **Des. 330,014**  
[45] Date of Patent: **\*\* Oct. 6, 1992**

- [54] **COMPUTER HOUSING**
- [75] Inventor: **Jung S. Yun, Kyunggi-do, Rep. of Korea**
- [73] Assignee: **Samsung Electronics Co., Ltd., Suwon, Rep. of Korea**
- [\*\*] Term: **14 Years**
- [21] Appl. No.: **554,594**
- [22] Filed: **Jul. 19, 1990**
- [30] **Foreign Application Priority Data**  
Apr. 25, 1990 [KR] Rep. of Korea ..... 90-5622
- [52] U.S. Cl. .... **D14/100**
- [58] Field of Search ..... D14/100, 102, 104, 107, D14/109; D13/162, 163, 184, 199; 360/97.01-99.12; 361/390-395
- [56] **References Cited**  
**U.S. PATENT DOCUMENTS**  
D. 279,374 6/1985 Benigni et al. .... D14/109 X

- D. 295,043 4/1988 Hara et al. .... D14/109 X
- D. 301,472 6/1989 Kurihara ..... D14/109 X
- D. 302,006 7/1989 Kawaguchi ..... D14/100
- D. 303,110 8/1989 Ji ..... D14/100
- D. 304,931 12/1989 Hara et al. .... D14/109 X
- D. 311,729 10/1990 Uchihori ..... D14/109 X

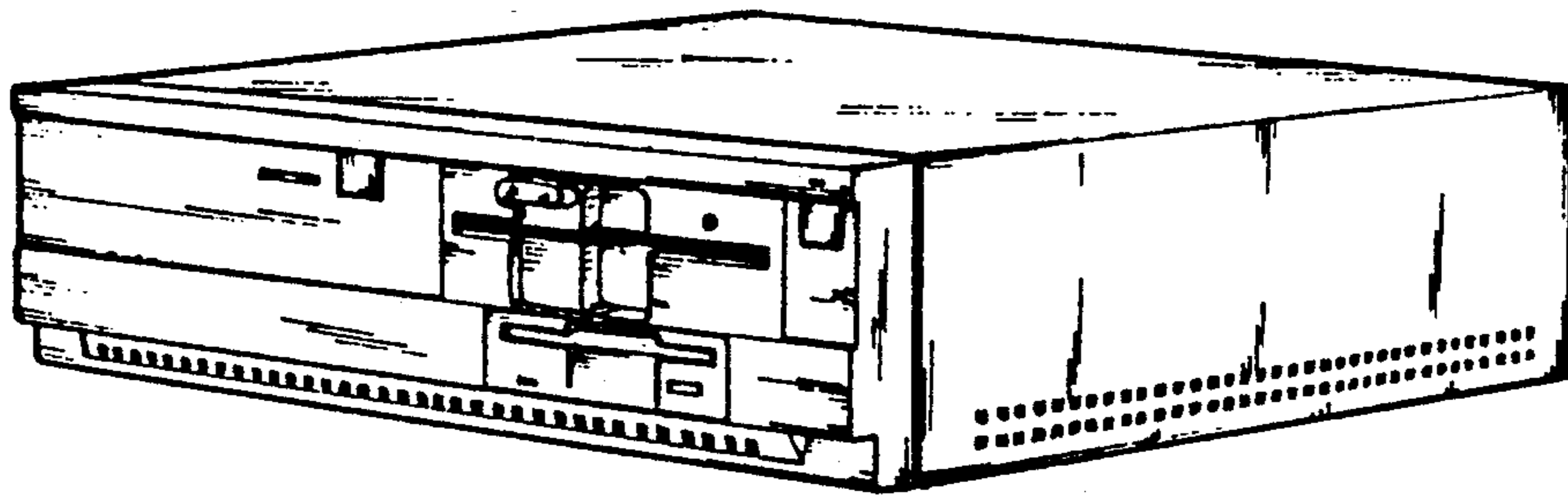
*Primary Examiner*—Wallace R. Burke  
*Assistant Examiner*—Freda S. Nunn  
*Attorney, Agent, or Firm*—Cushman, Darby & Cushman

### [57] CLAIM

The ornamental design for a computer housing, as shown and described.

### DESCRIPTION

FIG. 1 is a top front and right side perspective view of a computer housing showing my new design; FIG. 2 is a top plan view thereof; FIG. 3 is a front elevational view thereof; FIG. 4 is a bottom plan view thereof; FIG. 5 is a rear elevational view thereof; and, FIG. 6 is a left side elevational view thereof, the right side elevational view being a mirror image.



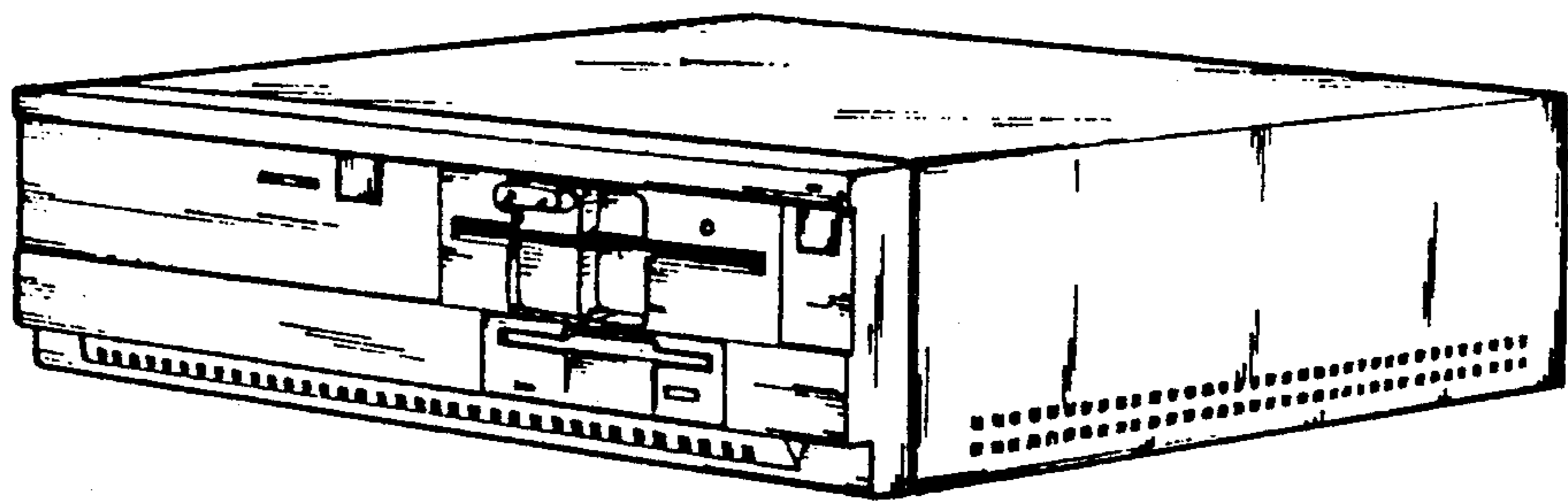


Fig. 1




Fig. 2

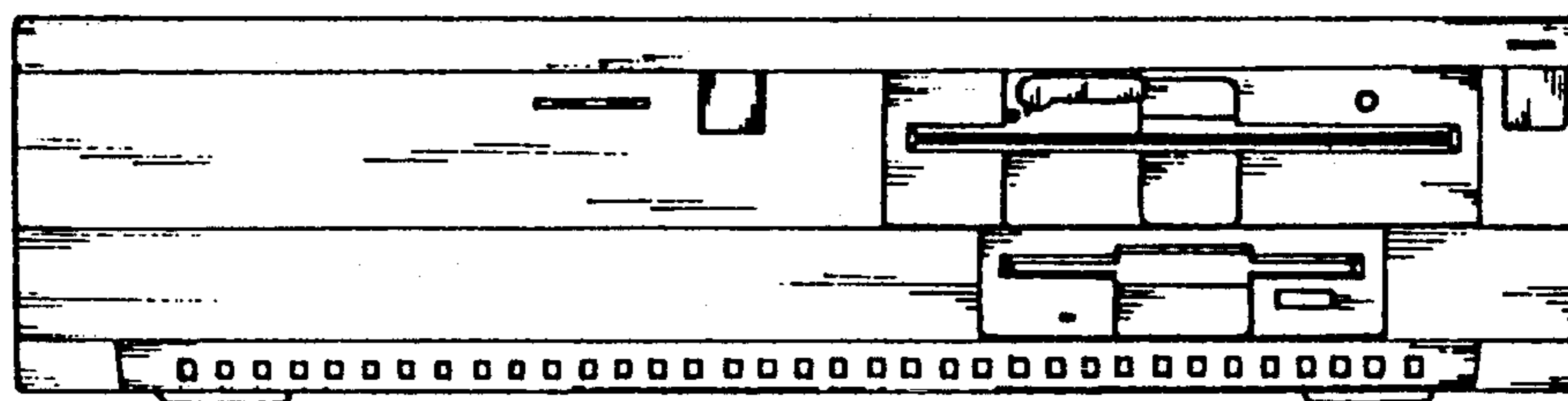


Fig. 3




Fig. 4

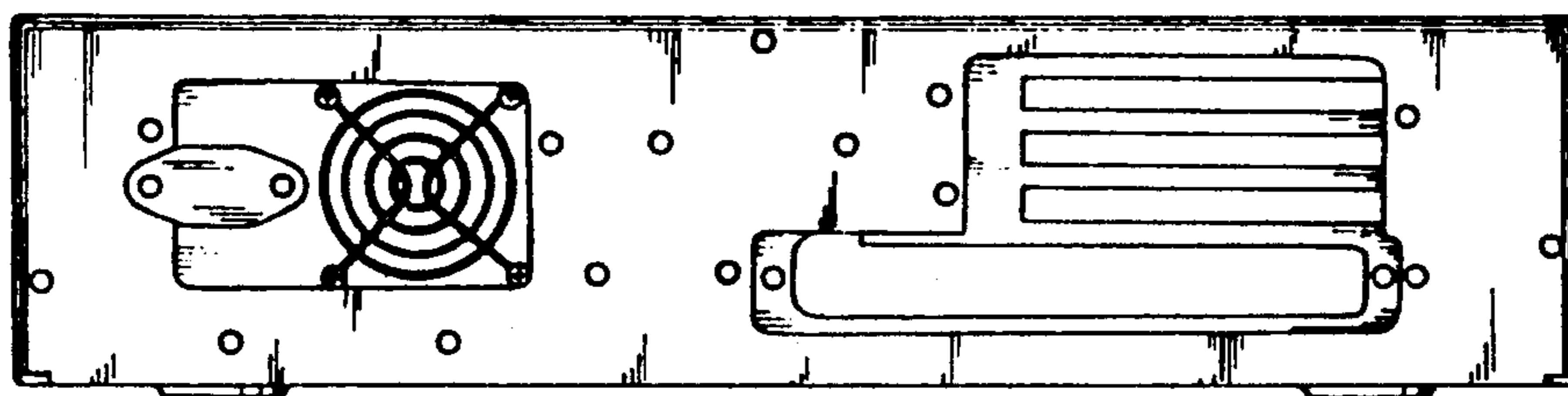


Fig. 5

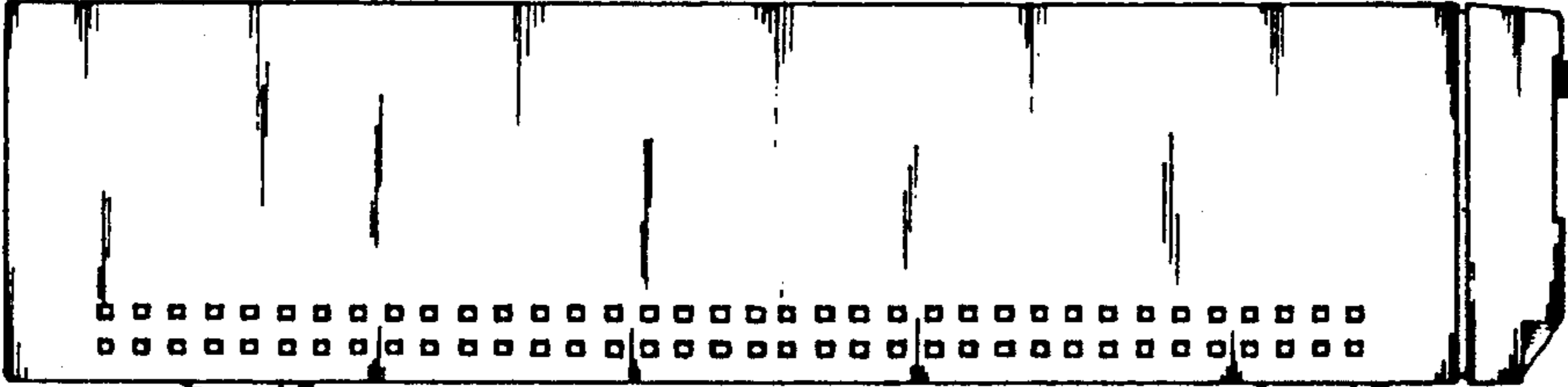


Fig. 6