



US00D329960S

United States Patent [19]

[11] Patent Number: **Des. 329,960**

Reynolds

[45] Date of Patent: **** Oct. 6, 1992**

[54] **BARBECUE COOKER**

[75] Inventor: **Michael E. Reynolds, McCrory, Ark.**

[73] Assignee: **Fair Oaks Mfg. Co., Inc., McCrory, Ark.**

[**] Term: **14 Years**

[21] Appl. No.: **611,002**

[22] Filed: **Nov. 7, 1990**

[52] U.S. Cl. **D7/334**

[58] Field of Search 126/25 R, 25 A, 25 AAA,
126/9 B, 9 R, 38, 40, 50, 214 C; D7/331, 332,
334, 335, 336, 338, 339, 347

D. 284,256 6/1986 Moncrief D7/334
2,927,524 3/1960 Luff 126/25 A
3,722,498 3/1973 Kimbrough D7/339
4,616,625 10/1986 Froome 126/38

Primary Examiner—A. Hugo Word
Assistant Examiner—Ruth McInroy
Attorney, Agent, or Firm—Stephen D. Carver

[57] **CLAIM**

The ornamental design for a barbecue cooker, as shown and described.

DESCRIPTION

FIG. 1 is a front perspective view of a barbecue cooker showing my new design;
FIG. 2 is a right side perspective view thereof;
FIG. 3 is a rear perspective view thereof;
FIG. 4 is a top, rear and left side perspective view thereof;
FIG. 5 is a top plan view thereof; and,
FIG. 6 is a left side perspective view thereof.

[56] **References Cited**

U.S. PATENT DOCUMENTS

D. 186,704 11/1959 Schwieso D7/334
D. 208,179 7/1967 King et al. D7/334
D. 259,386 6/1981 Mulder D7/334

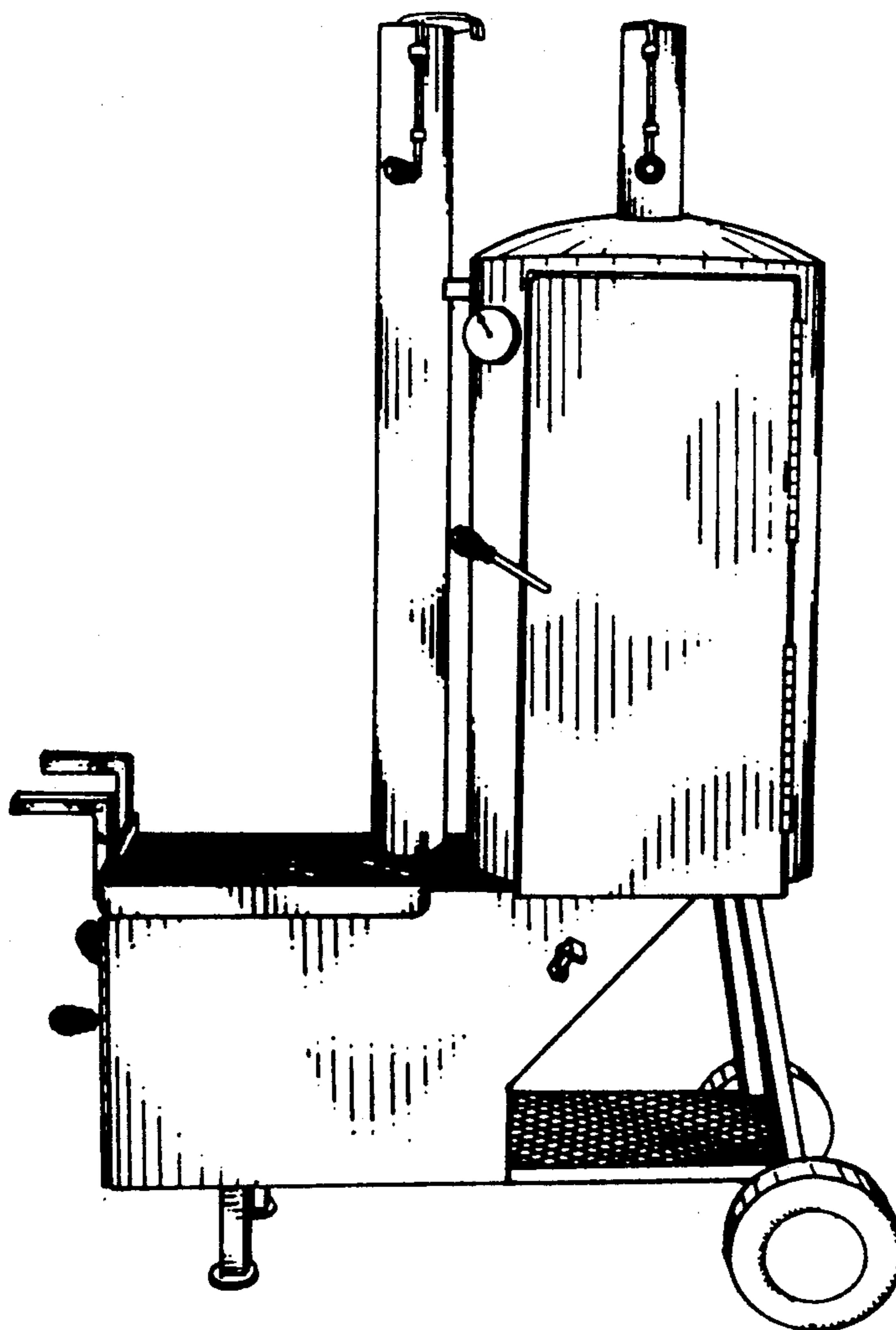


FIG. 2

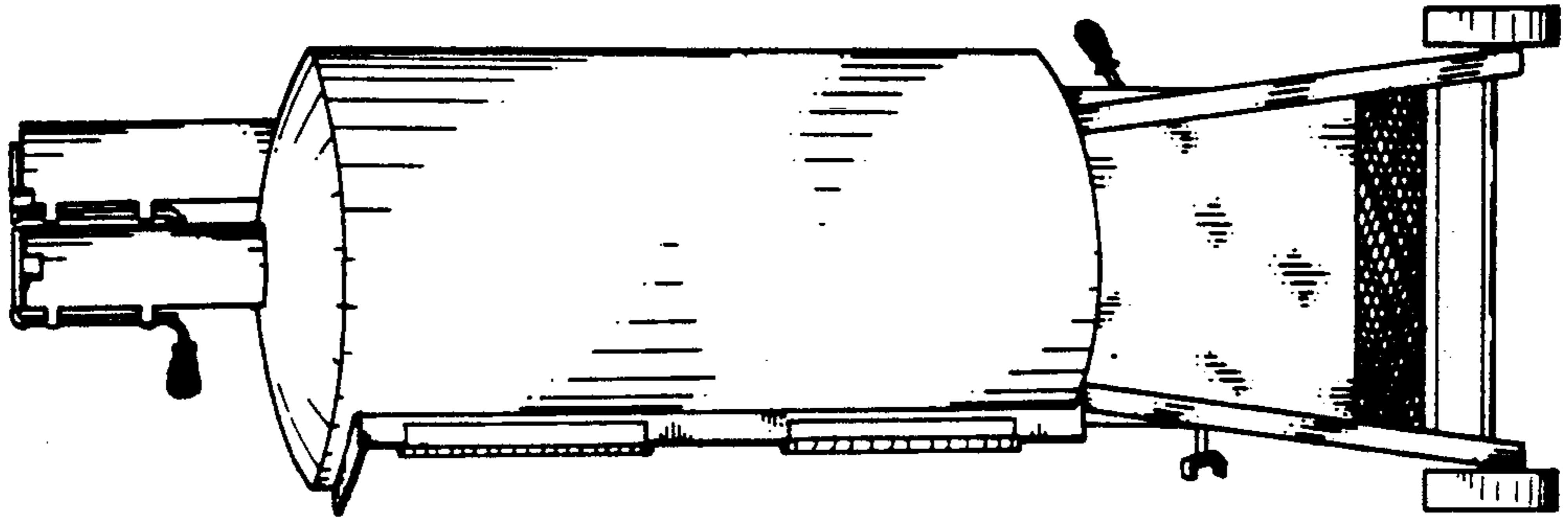


FIG. 1




FIG. 4




FIG. 3

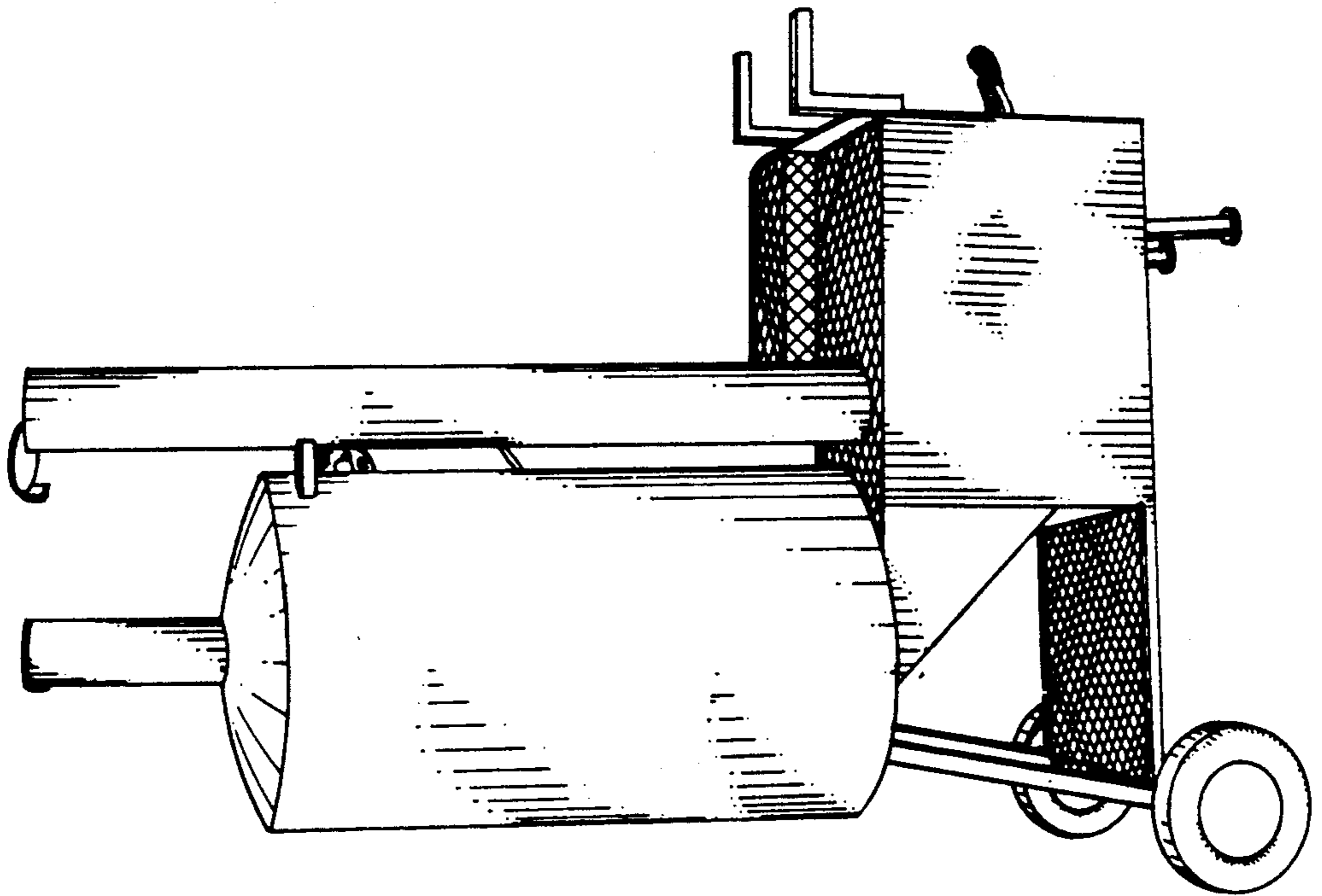


FIG. 6

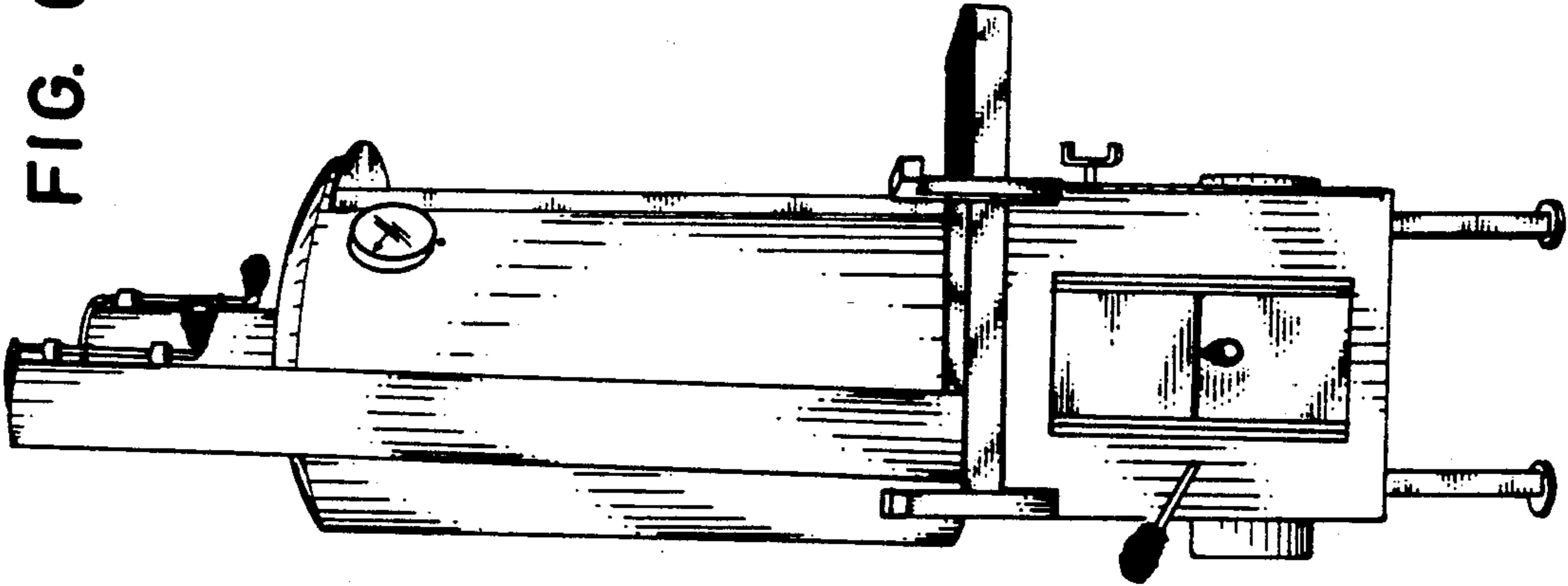


FIG. 5

