



US00D329945S

United States Patent [19]

[11] Patent Number: **Des. 329,945**

Benskin

[45] Date of Patent: **** Oct. 6, 1992**

[54] **PAGER POUCH**

5,081,709 1/1992 Benyo et al. 224/252 X

[76] Inventor: **Ron J. Benskin**, 1635 Pescadero Point Ct., Chula Vista, Calif. 92011

Primary Examiner—A. Hugo Word
Assistant Examiner—Doris V. Coles
Attorney, Agent, or Firm—Charles C. Logan, II

[**] Term: **14 Years**

[57] **CLAIM**

[21] Appl. No.: **565,756**

The ornamental design for a pager pouch, as shown and described.

[22] Filed: **Aug. 13, 1990**

[52] U.S. Cl. **D3/106; D3/100**

[58] Field of Search **D3/100, 106, 30.1, 33; 206/305, 387, 316.1, 316.2; 224/236, 242, 240, 252, 253, 250, 255, 901, 904, 268**

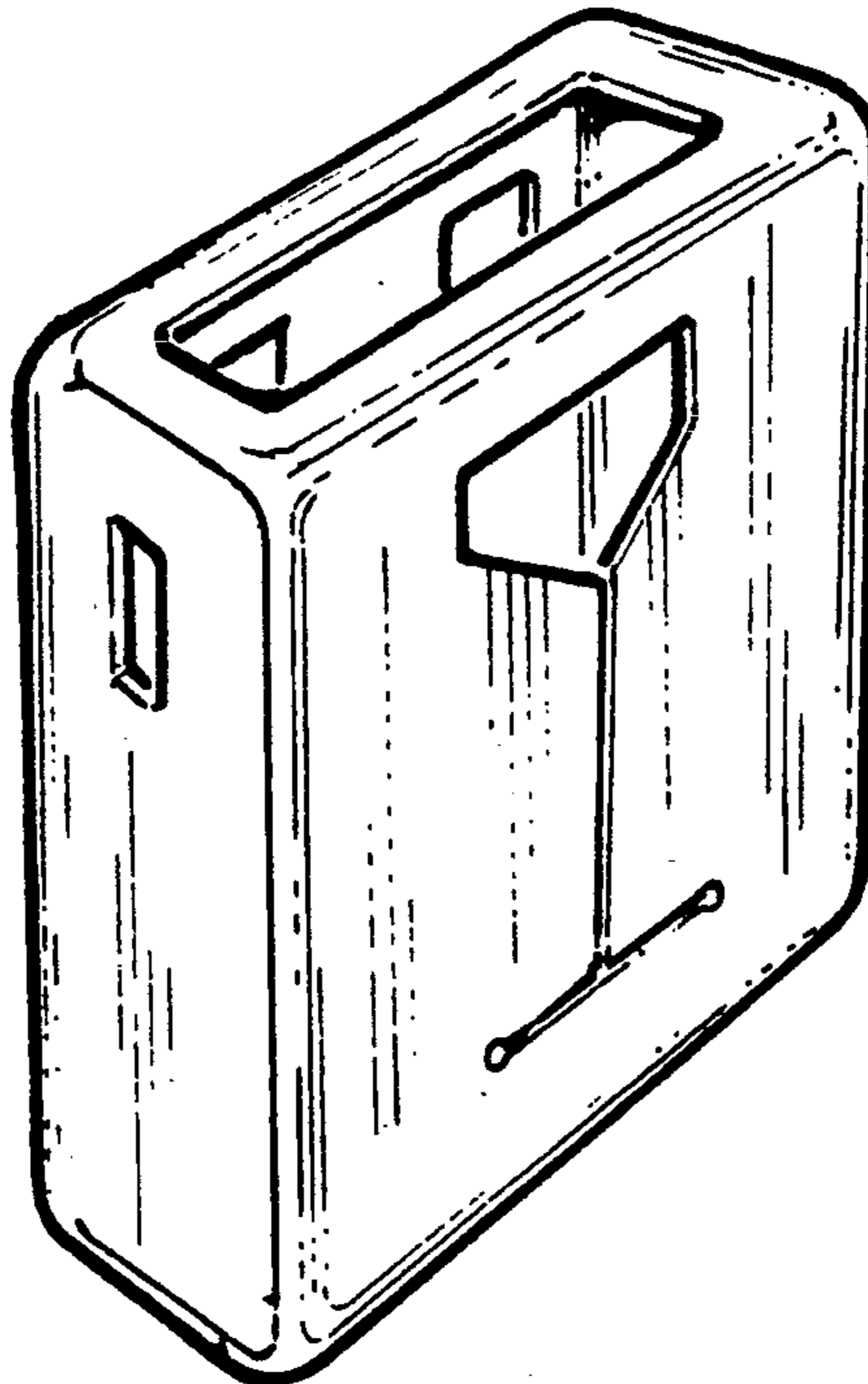
DESCRIPTION

[56] **References Cited**

U.S. PATENT DOCUMENTS

- 4,420,078 12/1983 Belt et al. 224/253 X
- 4,828,153 5/1989 Guzik et al. 224/268 X
- 4,896,805 1/1990 Klaczak et al. 224/252 X
- 4,956,895 9/1990 Hayasaka 224/252 X

FIG. 1 is a rear perspective view of a pager pouch, showing my new design;
FIG. 2 is a front perspective view thereof;
FIG. 3 is a rear elevational view thereof;
FIG. 4 is a right side elevational view thereof;
FIG. 5 is a front elevational view thereof;
FIG. 6 is a top plan view thereof;
FIG. 7 is a bottom plan view thereof; and,
FIG. 8 is a left side elevational view thereof.



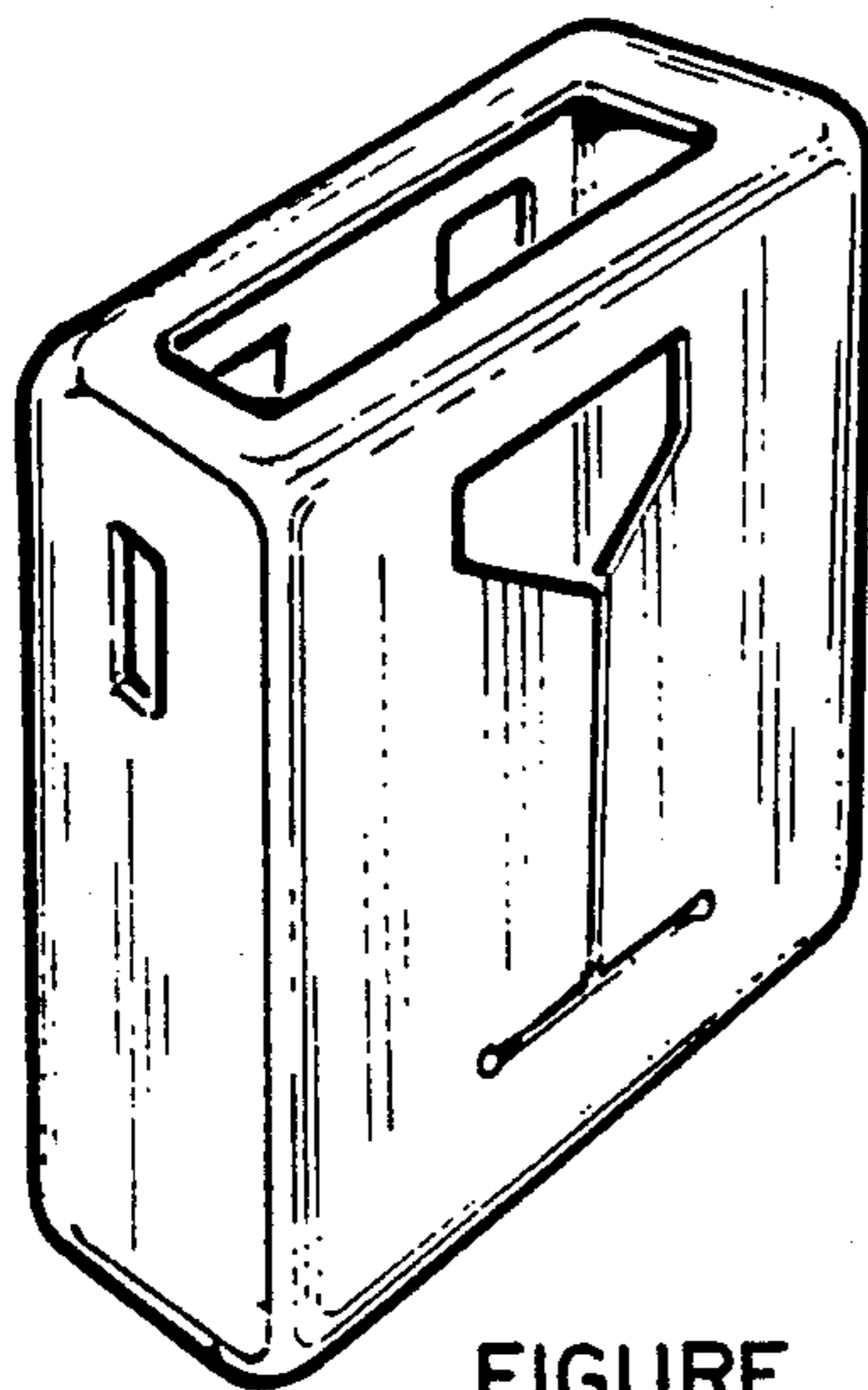


FIGURE 1

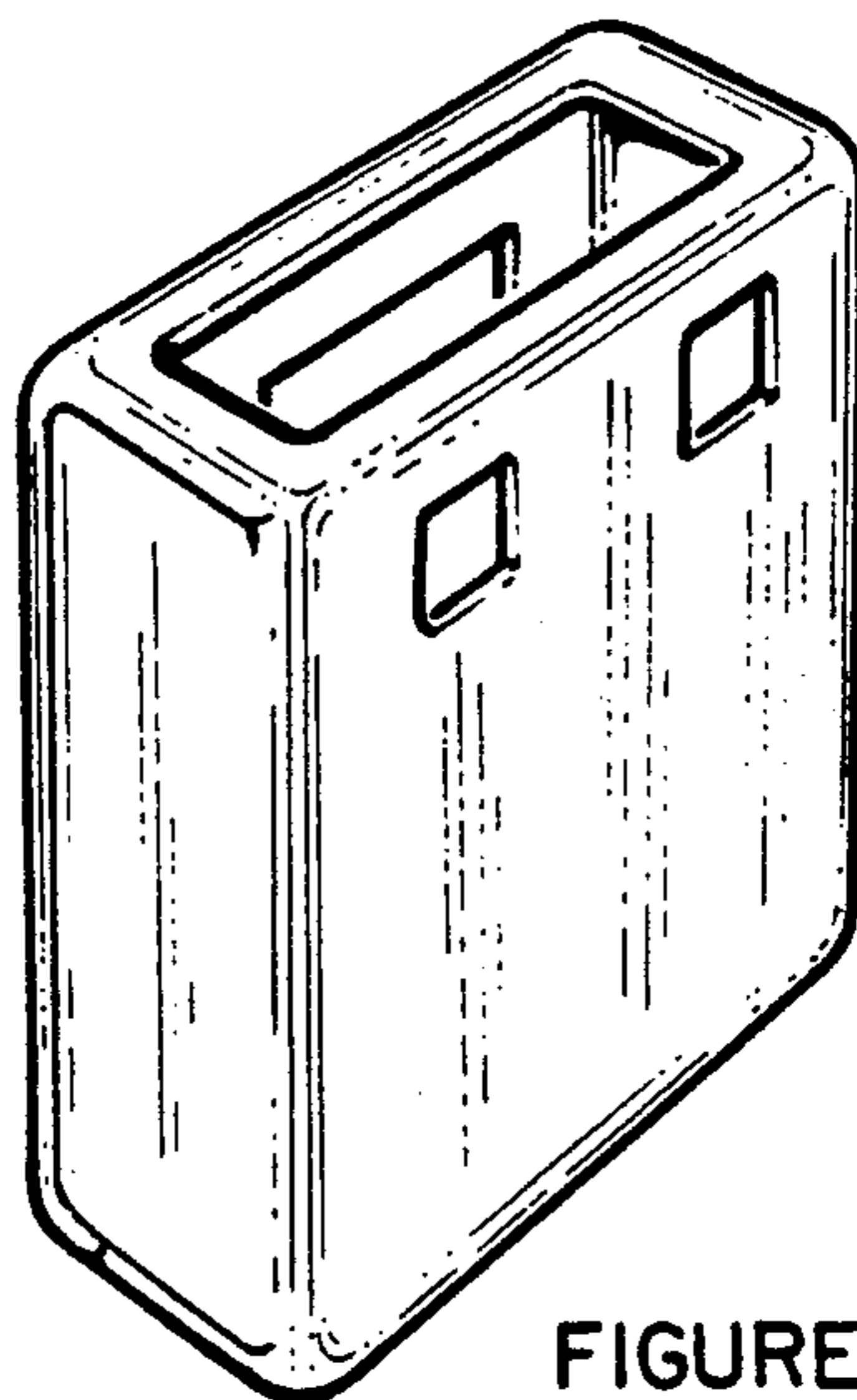


FIGURE 2

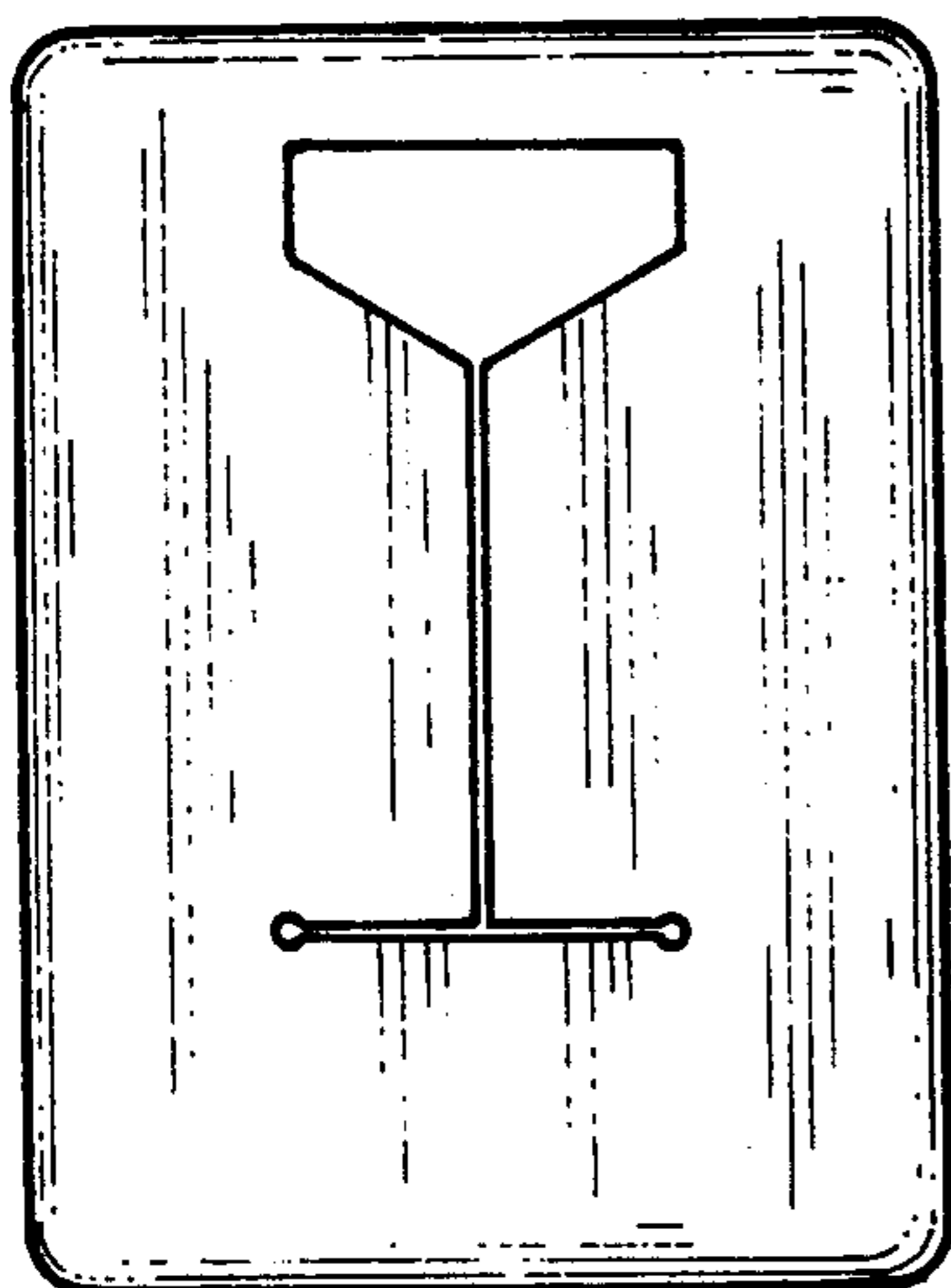


FIGURE 3




FIGURE 4




FIGURE 5




FIGURE 6




FIGURE 7




FIGURE 8