



US00D329942S

United States Patent [19]

[11] Patent Number: **Des. 329,942**

Carr

[45] Date of Patent: **** Oct. 6, 1992**

[54] **FRAMING BLOCK**

[75] Inventor: **Glenda Carr, Liberty, Mo.**

[73] Assignee: **Blue Whale Design, Liberty, Mo.**

[**] Term: **14 Years**

[21] Appl. No.: **249,166**

[22] Filed: **Sep. 26, 1988**

[52] U.S. Cl. **D3/20; D6/300**

[58] Field of Search **D3/40, 30.1, 75, 18, D3/20; 493/901, 916; 248/187; D21/108; D25/113; D9/432, 418; D6/300, 301, 302, 310; D26/6; D28/8.1; D20/10, 19, 20; D11/131, 140, 132, 157; 40/152, 152.1, 156, 124.1, 618**

[56] **References Cited**

U.S. PATENT DOCUMENTS

D. 25,044	1/1896	Bodine	D21/108
D. 185,509	6/1959	Pedersen	D6/301
D. 227,001	5/1973	Dembar	D6/301
D. 227,848	7/1973	Schneider	D11/157 X

D. 260,301	8/1981	O'Connor	D28/8.1
2,810,474	10/1957	Essick	40/124.1
3,787,992	1/1974	Leonhardt	40/152
3,866,815	2/1975	Desmond	40/124.1 X

FOREIGN PATENT DOCUMENTS

492758	5/1953	Canada	40/152.1
--------	--------	--------	-------	----------

Primary Examiner—Donald P. Walsh

Assistant Examiner—M. N. Pandozzi

Attorney, Agent, or Firm—Litman, McMahon & Brown

[57] CLAIM

The ornamental design for a framing block, as shown and described.

DESCRIPTION

FIG. 1 is a perspective view of a framing block showing my new design;

FIG. 2 is a top plan view thereof;

FIG. 3 is a bottom plan view thereof; and,

FIG. 4 is a front elevational view, the rear, left and right side elevational views being mirror images thereof.

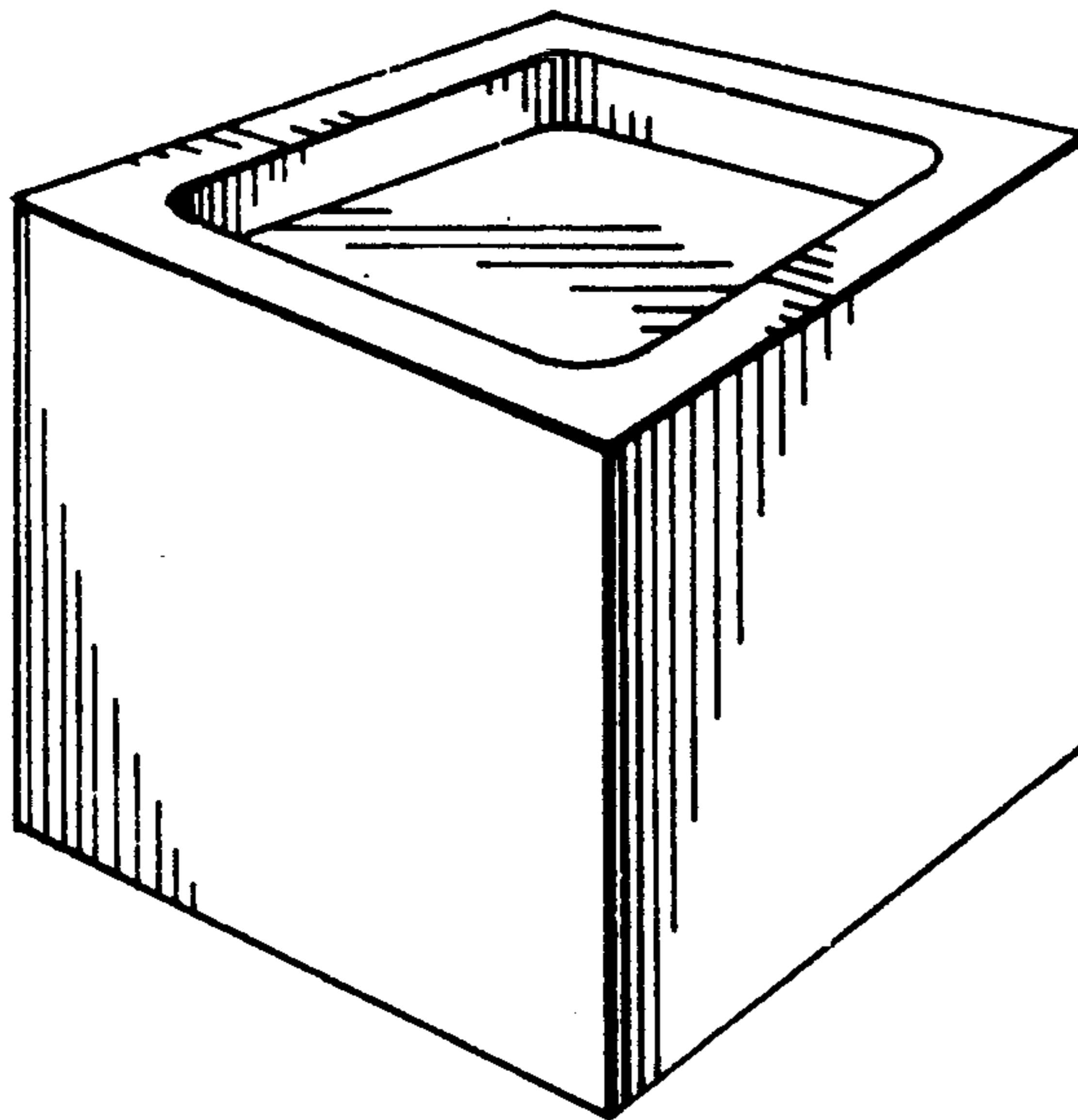


Fig. 1.

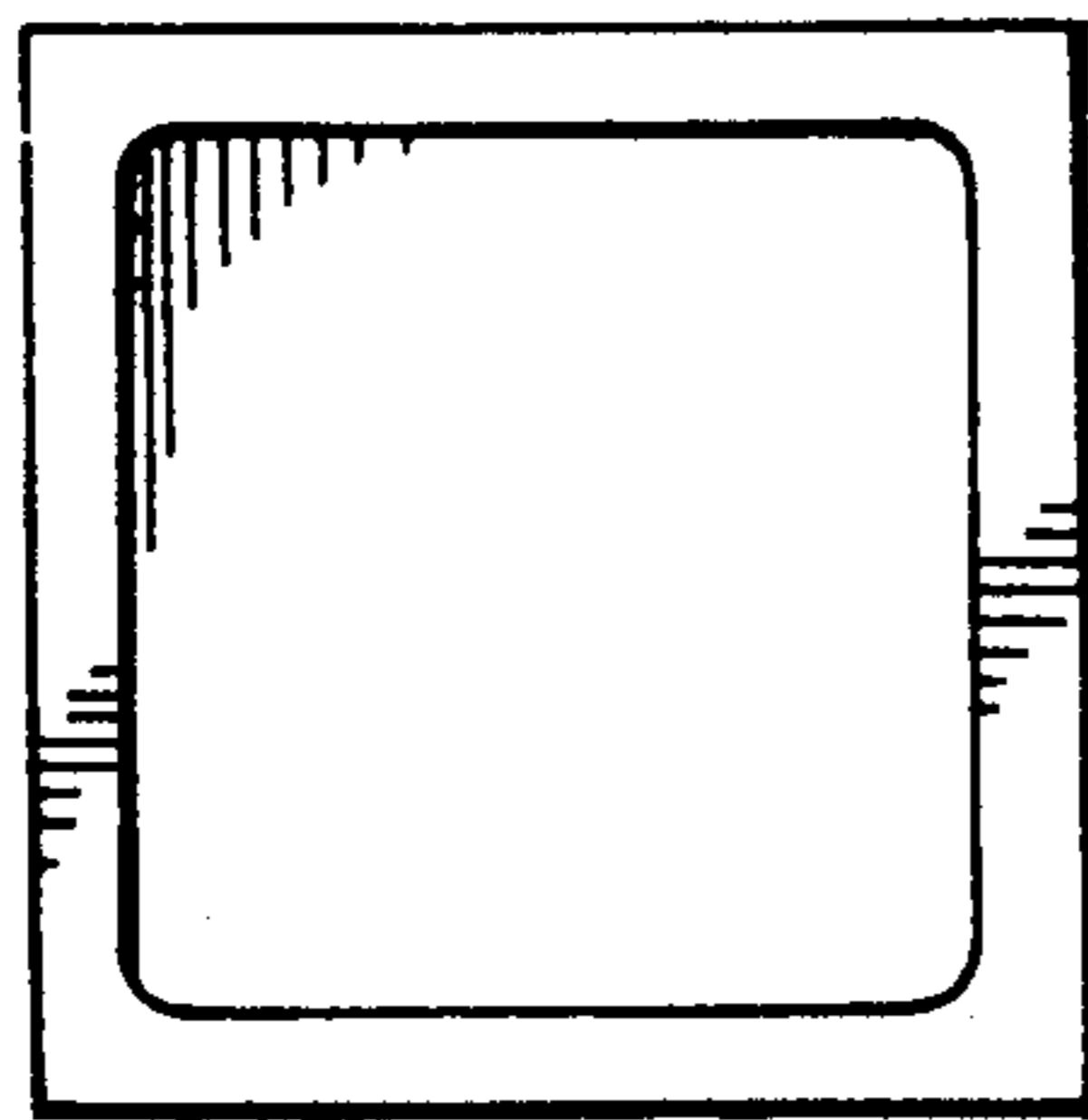
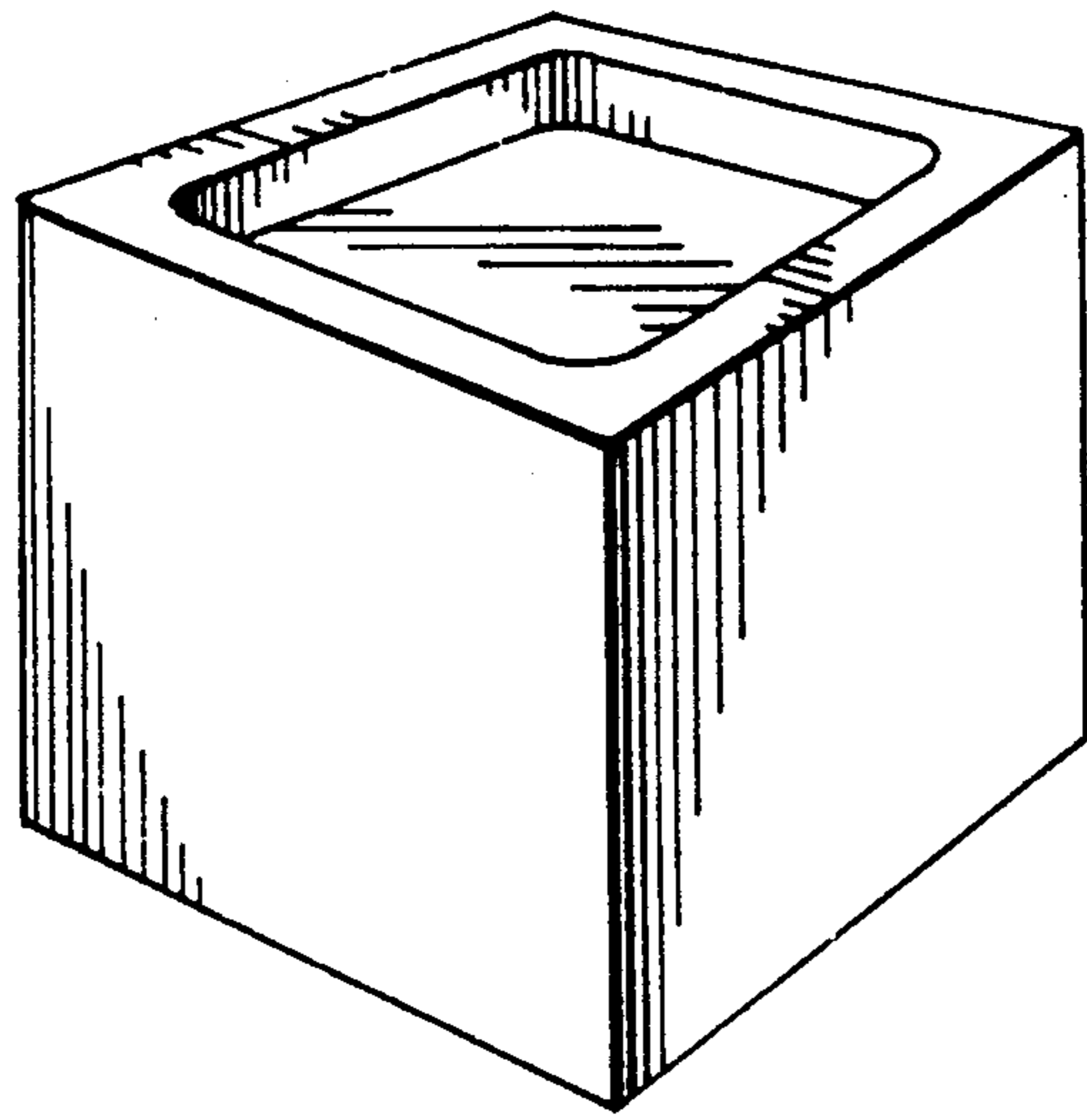


Fig. 2.

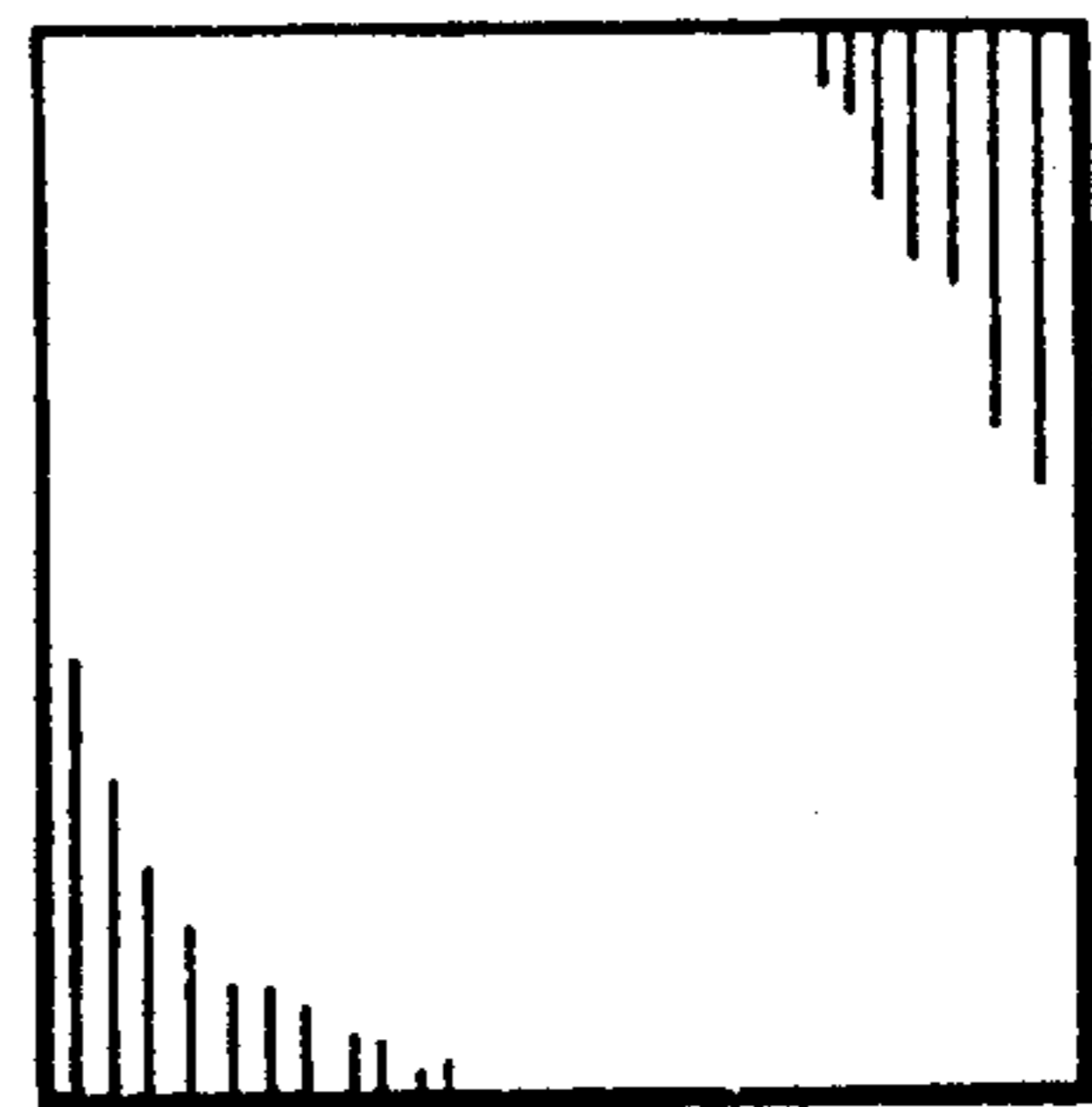


Fig. 3.




Fig. 4.