



US00D329937S

United States Patent [19]

[11] Patent Number: **Des. 329,937**

Hatfield et al.

[45] Date of Patent: **** Oct. 6, 1992**

[54] **SHOE UPPER**

[75] Inventors: **Tinker L. Hatfield; William J. Worthington**, both of Portland, Oreg.

[73] Assignees: **Nike, Inc.**, Beaverton, Oreg.; **Nike International, Ltd.**, Bermuda

[**] Term: **14 Years**

[21] Appl. No.: **806,544**

[22] Filed: **Dec. 13, 1991**

[52] U.S. Cl. **D2/314; D2/310**

[58] Field of Search **D2/264, 265, 272, 308-314; 36/45, 83, 84, 89, 102-106, 112-114, 132, 136**

The Fall 1990 Nike Footwear Catalog, published Jan., 1990, pp. 56-57.

The Fall 1991 Nike Footwear Catalog, published Jan., 1991, pp. 52-53, and 60-61.

The Spring 1992 Nike Footwear Catalog, published Jun. 1991, pp. 30-31, 62-63.

The Fall 1992 Nike Footwear Catalog, published Jan. 1992, pp. 30-31, 38-39 and 40-41.

Primary Examiner—Louis S. Zarfes

Attorney, Agent, or Firm—Banner, Birch, McKie & Beckett

[56] **References Cited**

U.S. PATENT DOCUMENTS

D. 296,381	6/1988	Selbiger	D2/314
D. 304,389	11/1989	Miller	D2/314
D. 312,916	12/1990	Hatfield	D2/314
D. 317,825	7/1991	Rogers	D2/314
D. 318,945	8/1991	Hatfield	D2/314
D. 319,918	9/1991	Hatfield	D2/314
D. 320,498	10/1991	Hatfield	D2/314
D. 320,883	10/1991	Aveni	D2/314
D. 325,119	4/1992	Smith	D2/314
D. 325,991	4/1992	Hatfield	D2/314

OTHER PUBLICATIONS

The Fall 1989 Nike Footwear Catalog, published Jan., 1989, pp. 24-25.

[57] **CLAIM**

The ornamental design for a shoe upper, as shown and described.

DESCRIPTION

FIG. 1 is a side elevational view of one side of a shoe upper showing my new design;

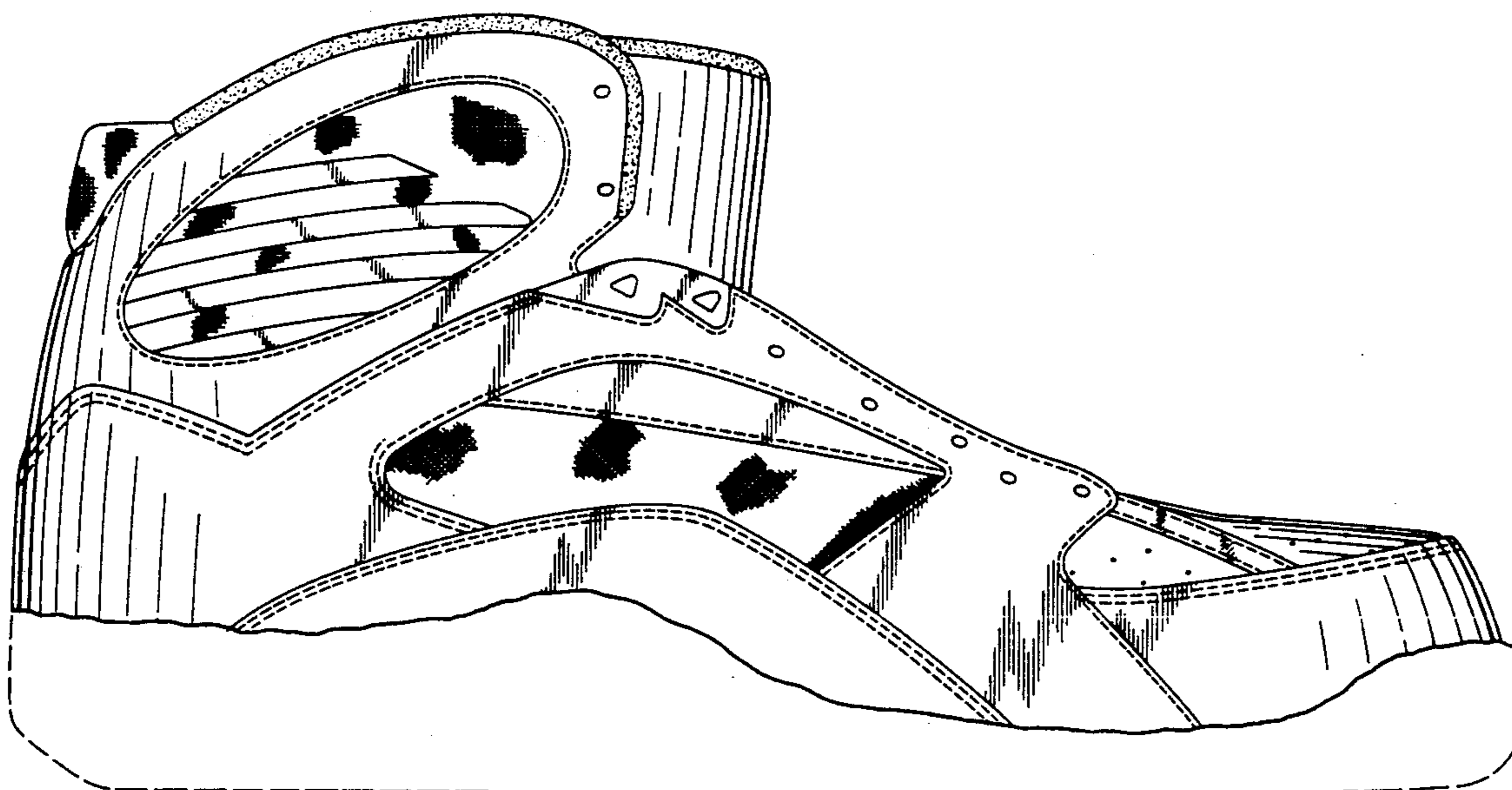
FIG. 2 is a side elevational view of the other side of the shoe upper shown in FIG. 1;

FIG. 3 is a front elevational view of the shoe upper shown in FIG. 1;

FIG. 4 is a rear elevational view of the shoe upper shown in FIG. 1; and,

FIG. 5 is a top plan view of the shoe upper shown in FIG. 1.

The broken line showing of a shoe sole in FIGS. 1-4, including the upper cupped vertical sides of the sole, is for illustrative purposes only and forms no part of the claimed design.



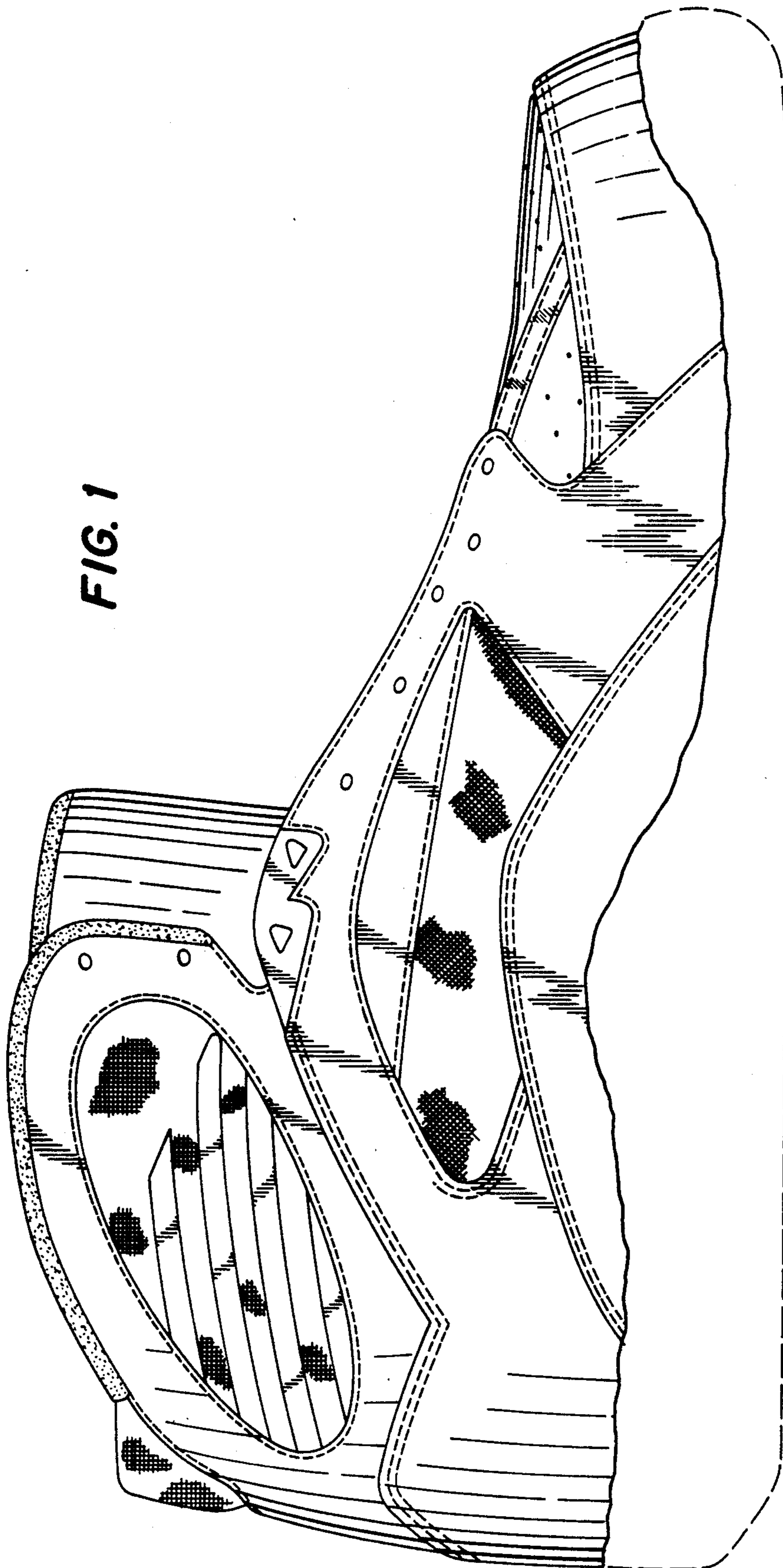


FIG. 1

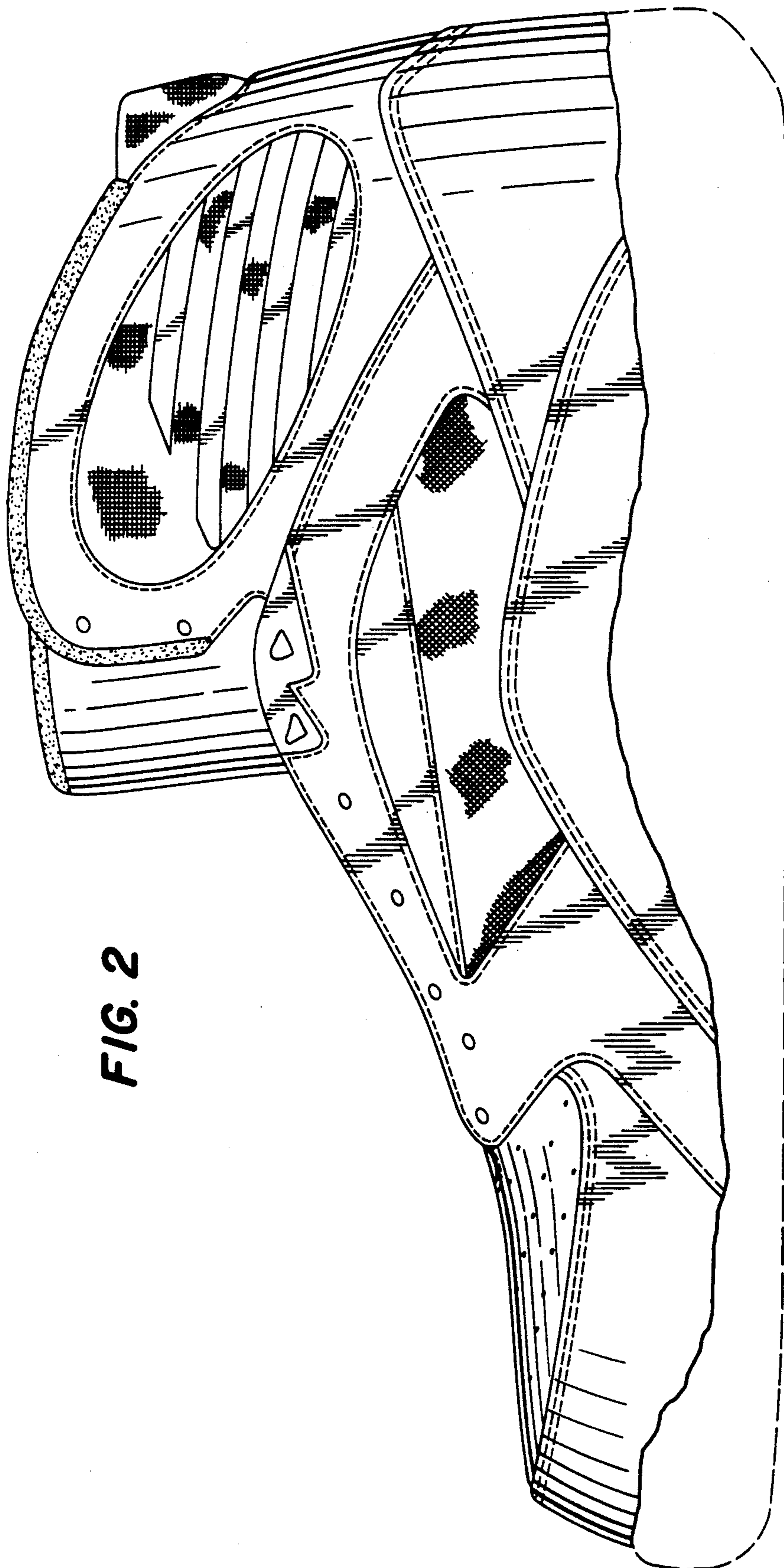


FIG. 2

FIG. 4

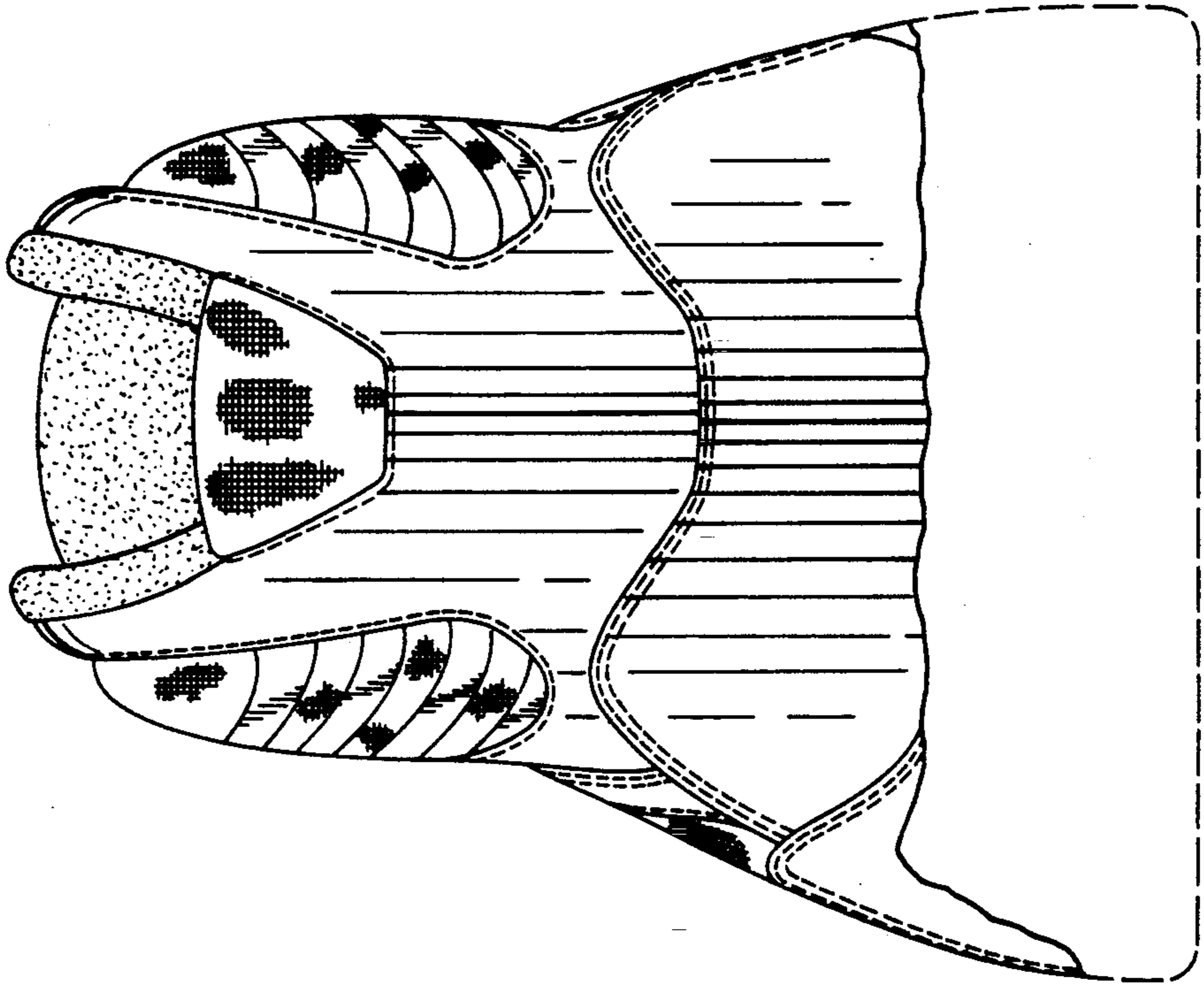


FIG. 3

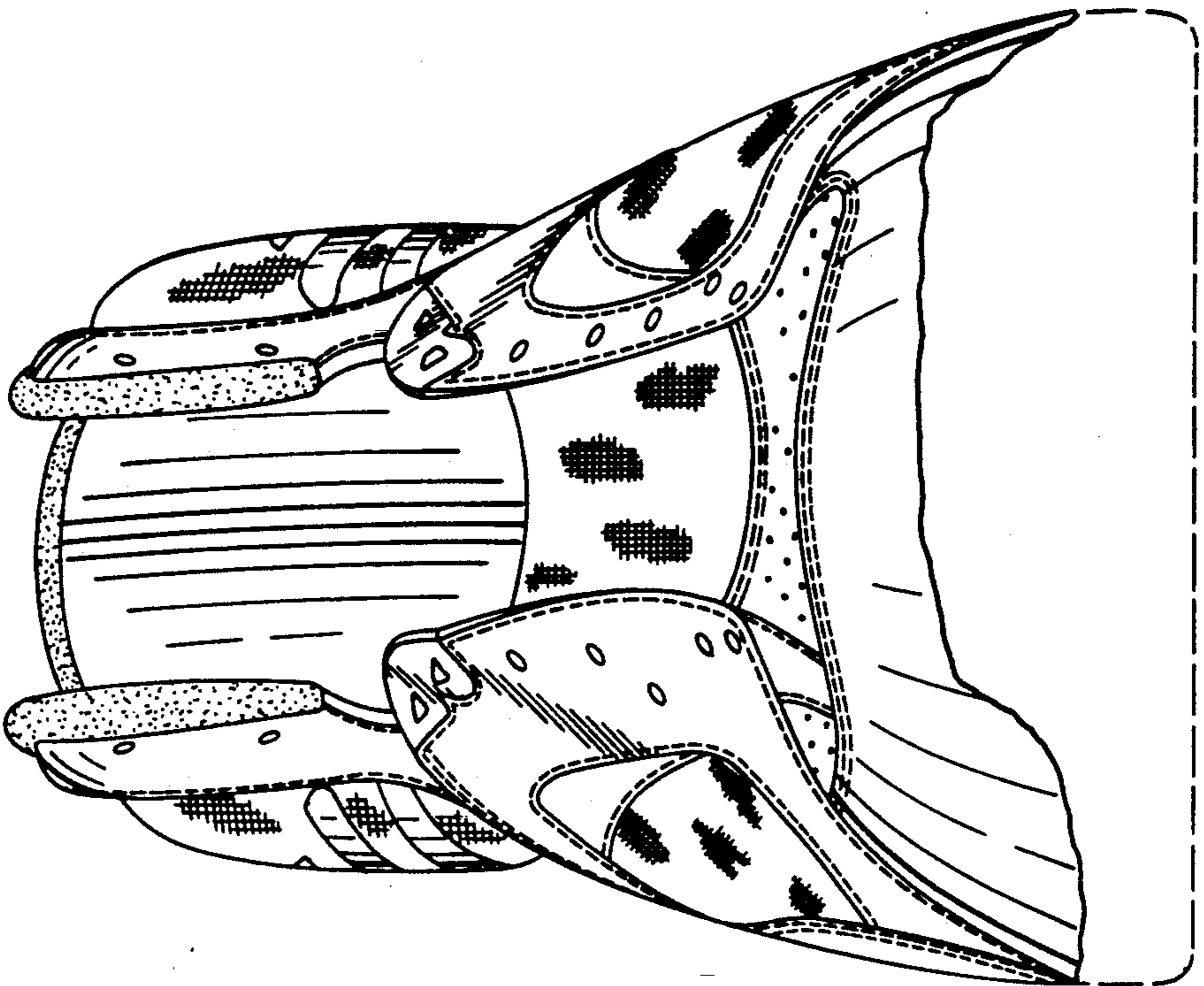


FIG. 5

