



US00D329931S

United States Patent [19]

[11] Patent Number: **Des. 329,931**

Apps

[45] Date of Patent: **** Sep. 29, 1992**

[54] **OUTER WALL STRUCTURE FOR A NESTABLE TRAY**

[75] Inventor: **William P. Apps, Anaheim, Calif.**

[73] Assignee: **Rehrig-Pacific Company, Inc., Los Angeles, Calif.**

[**] Term: **14 Years**

[21] Appl. No.: **501,102**

[22] Filed: **Mar. 29, 1990**

Related U.S. Application Data

[60] Division of Ser. No. 724,433, Apr. 7, 1992, Pat. No. Des. 325,279, which is a continuation of Ser. No. 425,972, Oct. 20, 1989, abandoned.

[52] U.S. Cl. **D34/40**

[58] Field of Search **D34/40-46; D9/424, 341; 206/203, 499, 503, 509, 511, 512, 515, 516, 518, 821; 220/509, 516, 519, 514, 512**

[56] References Cited

U.S. PATENT DOCUMENTS

- D. 98.200 1/1936 Worthington .
- D. 224.366 7/1972 Rehrig .
- D. 244.486 5/1977 Johnson et al. .
- D. 247.648 3/1978 Carroll et al. .
- D. 275.142 8/1984 Torokuei D34/40
- D. 284.841 7/1986 Rowland et al. D34/40
- D. 313.493 1/1991 Apps et al. .
- D. 317.670 6/1991 Apps .
- D. 318.552 7/1991 Apps .
- D. 319.129 8/1991 Apps et al. D34/40
- D. 325.279 4/1992 Apps .
- 2,146.925 2/1939 Ahrbecker et al. .
- 2,777.597 1/1957 Ruff .
- 2,979,222 4/1961 Levine .
- 3,009,579 11/1961 Ettlinger, Jr. .
- 3,052.373 9/1962 Frater .
- 3,265,237 8/1966 Pache et al. .
- 3,270.913 9/1966 Bridenstine et al. .
- 3,332,574 7/1967 Earp .
- 3,349,943 10/1967 Bok 206/509 X
- 3,420,402 1/1969 Frater et al. .
- 3,481,502 12/1969 Slayman .
- 3,616,943 11/1971 Brink .
- 3,744,707 7/1973 Ross .
- 3,756,429 9/1973 Fleischer et al. .

- 3,791,549 2/1974 Delbrouck et al. .
- 3,794,208 2/1974 Roush et al. .
- 3,902,599 9/1975 Stromberg et al. .
- 3,907,111 9/1975 Levenhagen 206/511
- 4,011,948 3/1977 Rehrig et al. .
- 4,095,720 6/1978 Delbrouck et al. .
- 4,098,403 7/1978 Davis .
- 4,105,117 8/1978 Atkin et al. .
- 4,256,224 3/1981 Hirota .
- 4,316,540 2/1982 Lapham .
- 4,319,685 3/1982 David .
- 4,342,388 8/1982 Torokvei .
- 4,364,477 12/1982 Stromberg .
- 4,410,099 10/1983 de Larosieve .
- 4,440,303 4/1984 Seager .
- 4,655,360 4/1987 Juhanson .
- 4,711,355 12/1987 Veenman .
- 4,773,554 9/1988 Warwick .
- 4,834,243 5/1989 Langenbeck .
- 4,838,419 6/1989 Weits et al. .
- 4,899,874 2/1990 Apps et al. .
- 4,932,532 6/1990 Apps et al. .
- 4,944,400 7/1990 Van Onstein et al. .
- 5,031,761 7/1991 de Larosiere .
- 5,031,774 7/1991 Morris et al. .
- 5,060,819 10/1991 Apps .

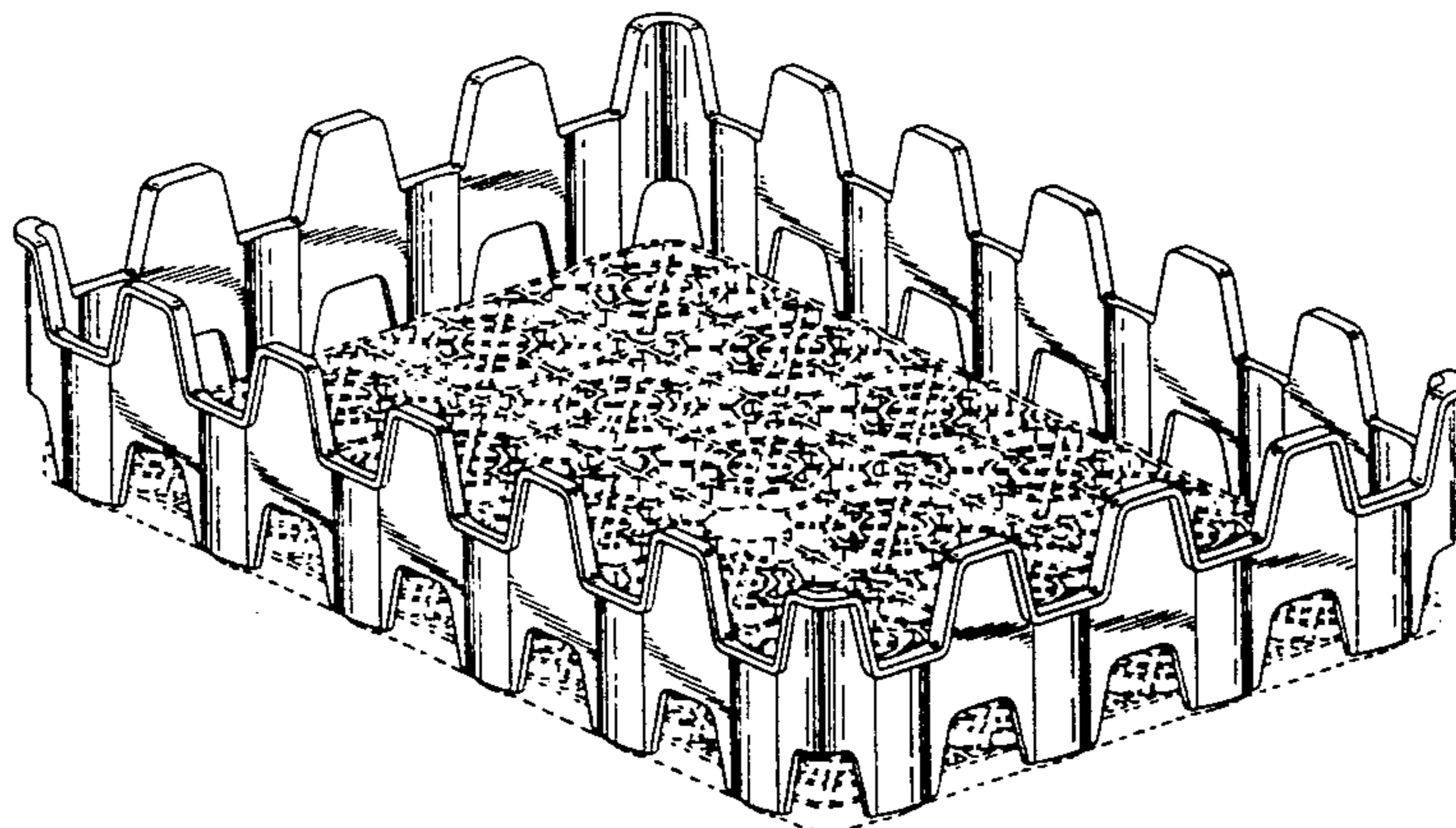
FOREIGN PATENT DOCUMENTS

- 2712748 3/1977 Fed. Rep. of Germany .
- 2801077 7/1978 Fed. Rep. of Germany .
- 1351218 6/1964 France 206/503
- 1474782 12/1965 France .
- 2491035 5/1981 France .
- 725683 11/1966 Italy 206/507
- 82/01536 5/1982 PCT Int'l Appl. .
- 90/05679 5/1990 PCT Int'l Appl. .
- 90/15758 12/1990 PCT Int'l Appl. .
- 90/17097 11/1991 PCT Int'l Appl. .
- 568191 10/1975 Switzerland .
- 1330778 9/1973 United Kingdom .
- 2032886A 5/1980 United Kingdom .

OTHER PUBLICATIONS

Lewisystems, Jan.-1983, p. 28, Item #5100-5101, bottom of the page.

Primary Examiner—Bernard Ansher
Assistant Examiner—Prabhakar Deshmukh
Attorney, Agent, or Firm—Banner, Birch, McKie & Beckett



[57]

CLAIM

The ornamental design for an outer wall structure for a nestable tray, as shown and described.

DESCRIPTION

FIG. 1 is a perspective view of an outer wall structure for a nestable tray showing my new design;
FIG. 2 is a top plan view thereof;
FIG. 3 is a bottom plan view thereof;
FIG. 4 is a front elevational view thereof; the rear elevational view being a mirror image thereof;

FIG. 5 is a left side elevational view thereof; the right side elevational view being a mirror image thereof;
FIG. 6 is a perspective view of a second embodiment of FIG. 1;
FIG. 7 is a top plan view of FIG. 6;
FIG. 8 is a bottom plan view of FIG. 6;
FIG. 9 is a front elevational view of FIG. 6; the rear elevational view being a mirror image thereof; and
FIG. 10 is a left side elevational view of FIG. 6; the right side elevational view being a mirror image thereof.
The broken line showing of tray floor structure is for illustrative purposes only and forms no part of the claim.

FIG. 1

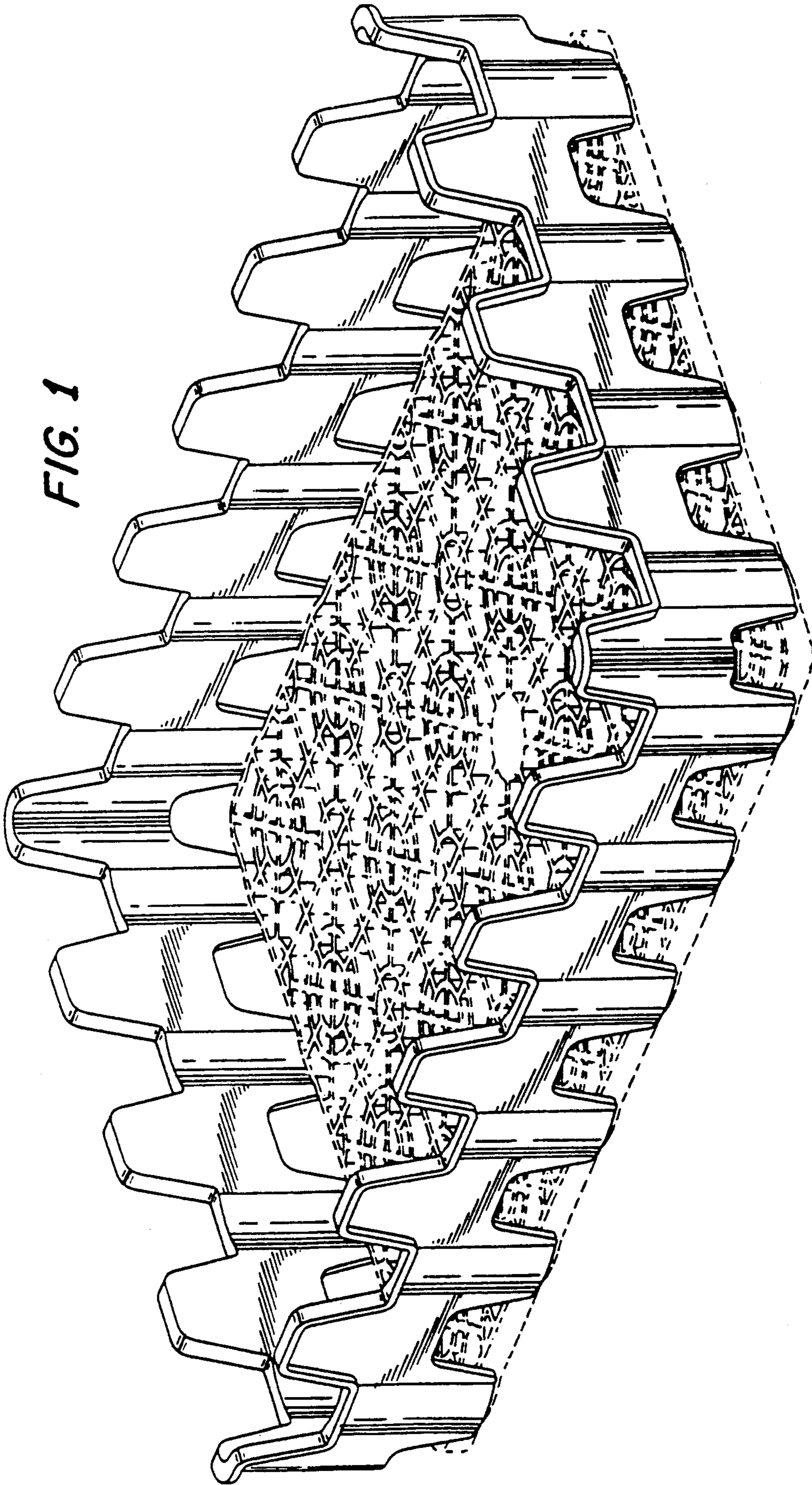


FIG. 2




FIG. 3




FIG. 4

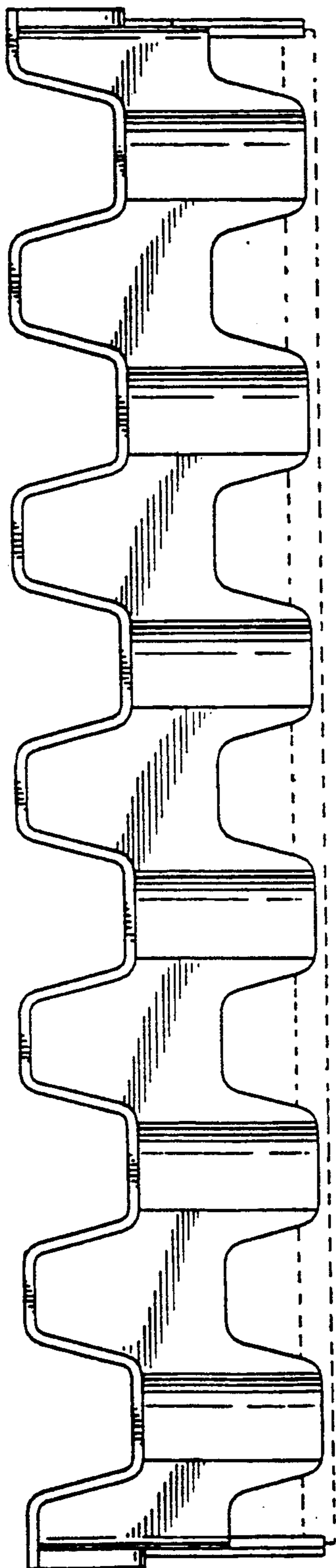
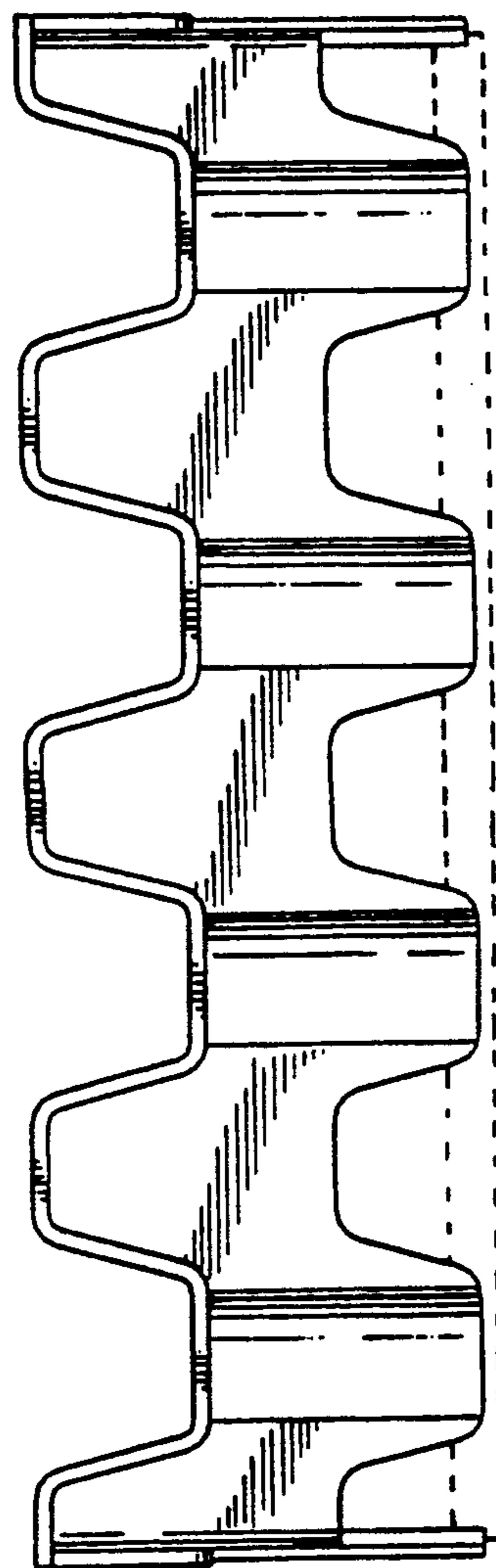


FIG. 5



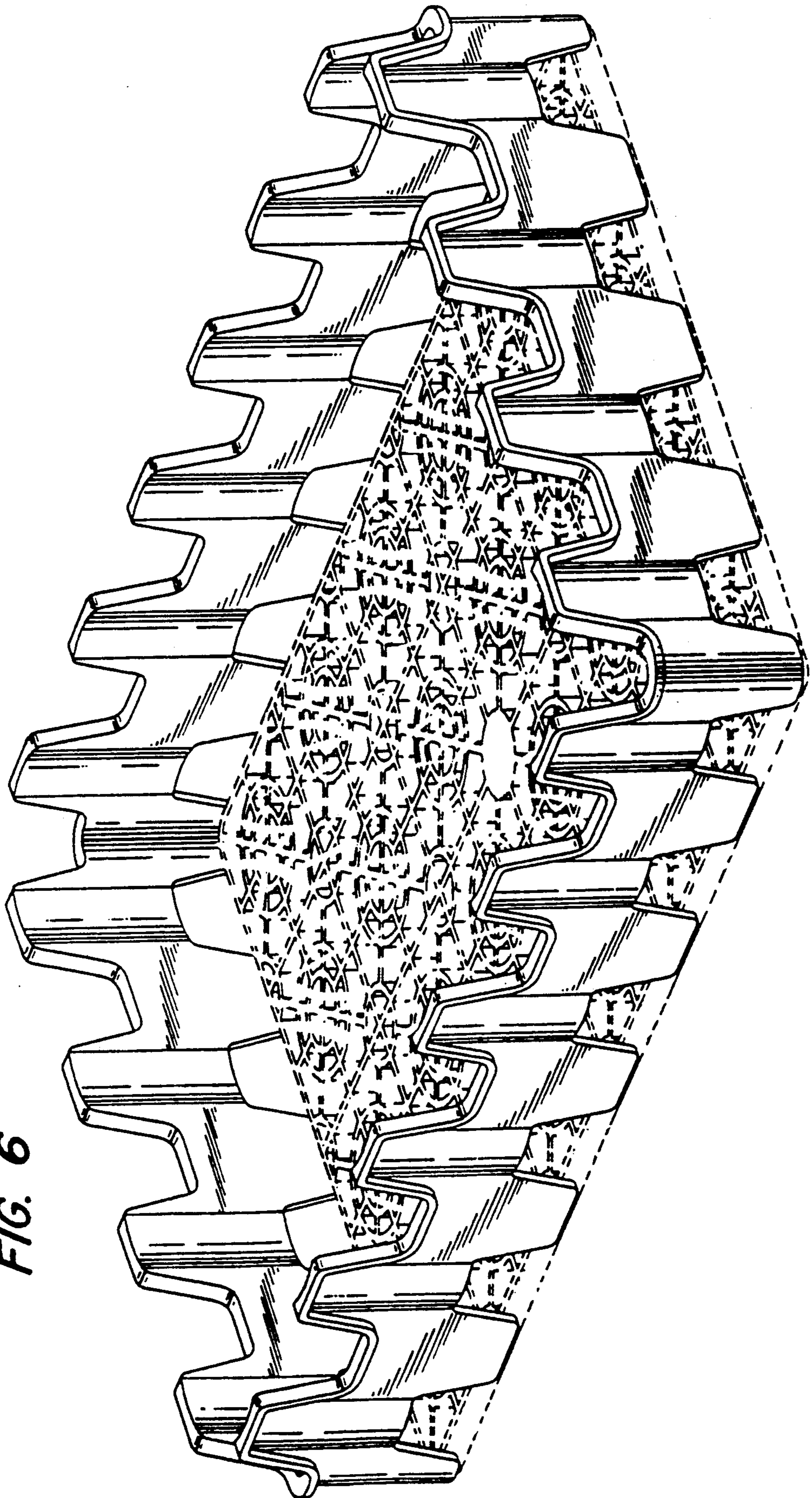


FIG. 6

FIG. 7




FIG. 8




FIG. 9

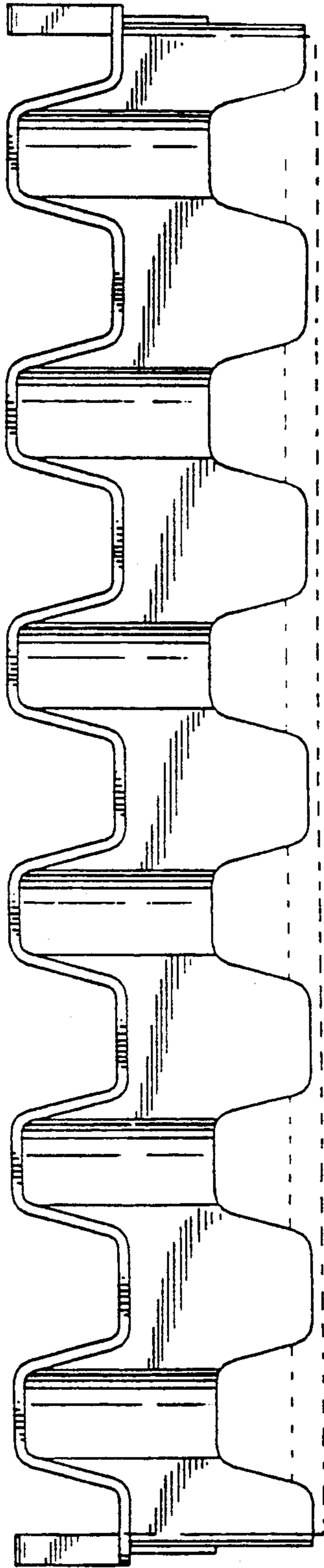


FIG. 10

