



US00D329928S

United States Patent [19]
Wexler

[11] **Patent Number: Des. 329,928**
[45] **Date of Patent: ** Sep. 29, 1992**

[54] **CLAW PROTECTOR FOR CATS**

[76] **Inventor: Toby Wexler, 458 "D" Heymann Blvd., Lafayette, La. 70503**

[**] **Term: 14 Years**

[21] **Appl. No.: 748,387**

[22] **Filed: Aug. 22, 1991**

[52] **U.S. Cl. D30/146**

[58] **Field of Search 224/191; 2/21, 17, 161 R; 119/143, 144, 97.3; D30/144-145, 158; 54/79, 82**

[56] **References Cited**

U.S. PATENT DOCUMENTS

333,982	1/1886	Tyson	54/82
1,220,007	3/1917	Rowley	2/21
2,123,603	7/1938	Henderson	119/144
4,733,410	3/1988	Glarkin	2/21
4,825,470	5/1989	Horio	2/21
4,908,881	3/1990	Field	2/21
4,962,731	10/1990	Wexler	119/143
5,014,792	5/1991	Giedoff	2/161 R

FOREIGN PATENT DOCUMENTS

1529501	6/1968	France	2/21
275408	5/1951	Switzerland	2/21
18936	of 1903	United Kingdom	2/21
22069	of 1906	United Kingdom	2/21

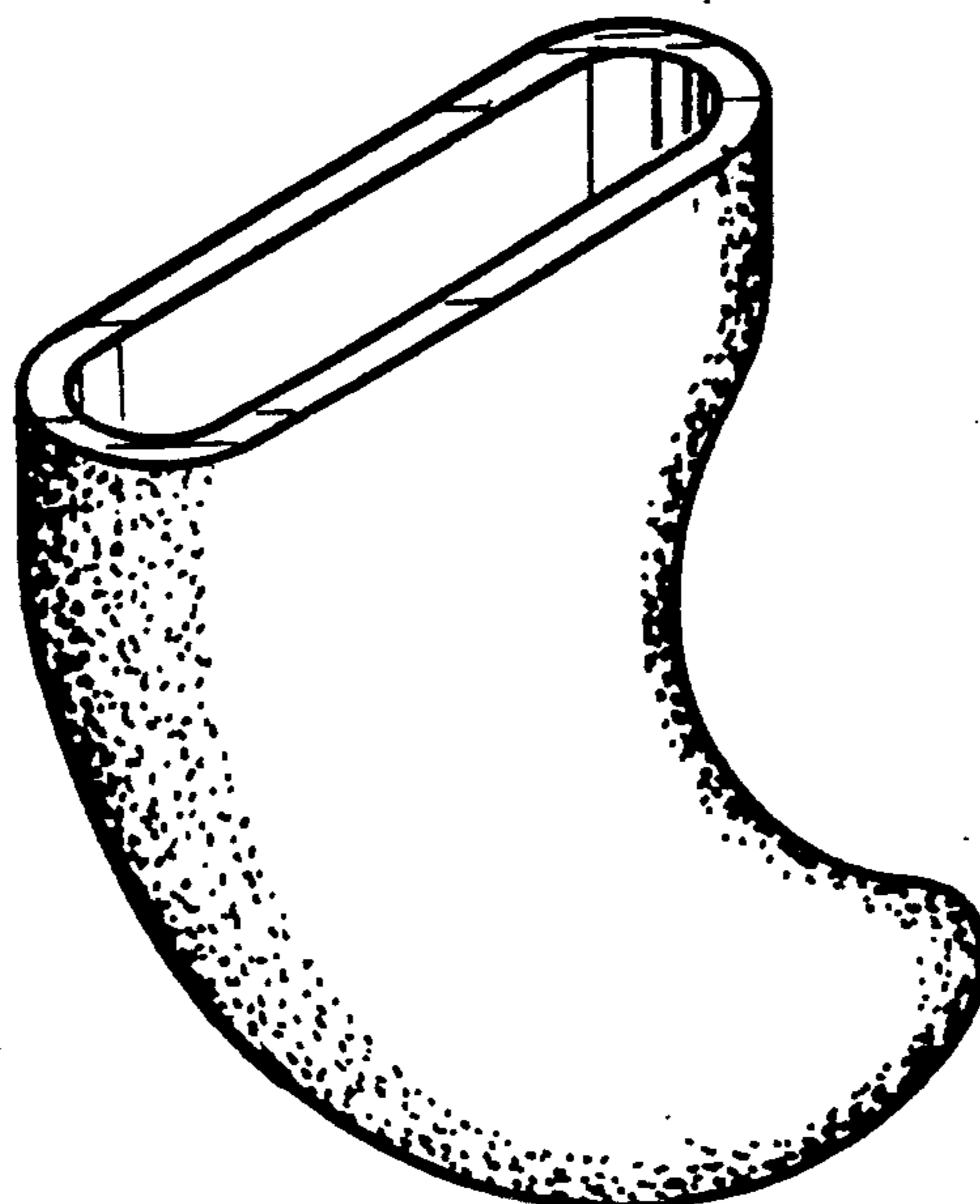
Primary Examiner—A. Hugo Word
Assistant Examiner—CathyAnne MacCormac
Attorney, Agent, or Firm—Pravel, Gambrell, Hewitt, Kimball & Krieger

[57] **CLAIM**

The ornamental design of a claw protector for cats, as shown and described.

DESCRIPTION

FIG. 1 is a perspective view of a claw protector for cats showing my new design;
FIG. 2 is a top plan view thereof;
FIG. 3 is a side elevational view thereof the opposite side being a mirror image of the side shown;
FIG. 4 is a rear elevational view thereof;
FIG. 5 is a front elevational view thereof; and,
FIG. 6 is a bottom plan view thereof.



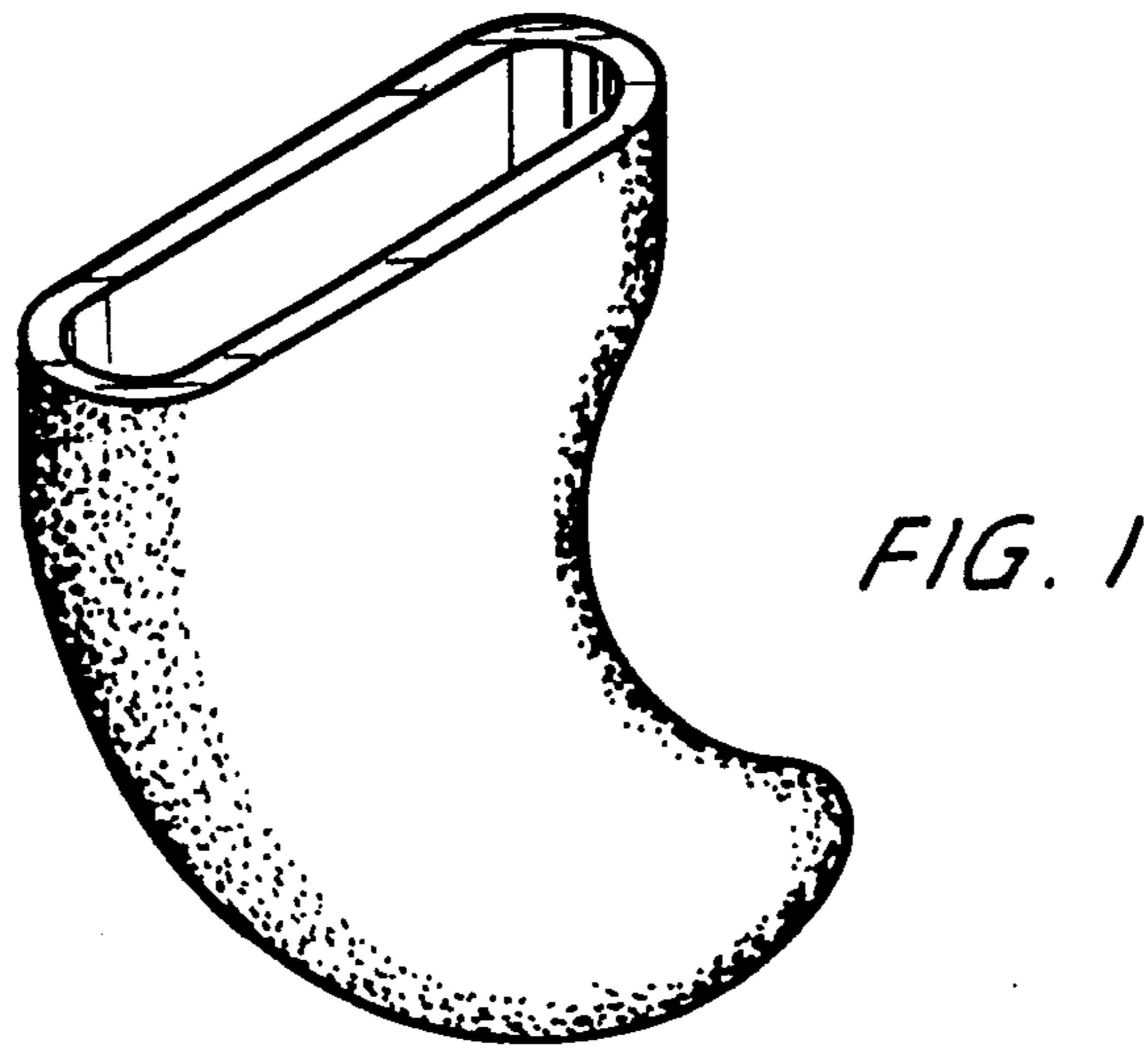


FIG. 1

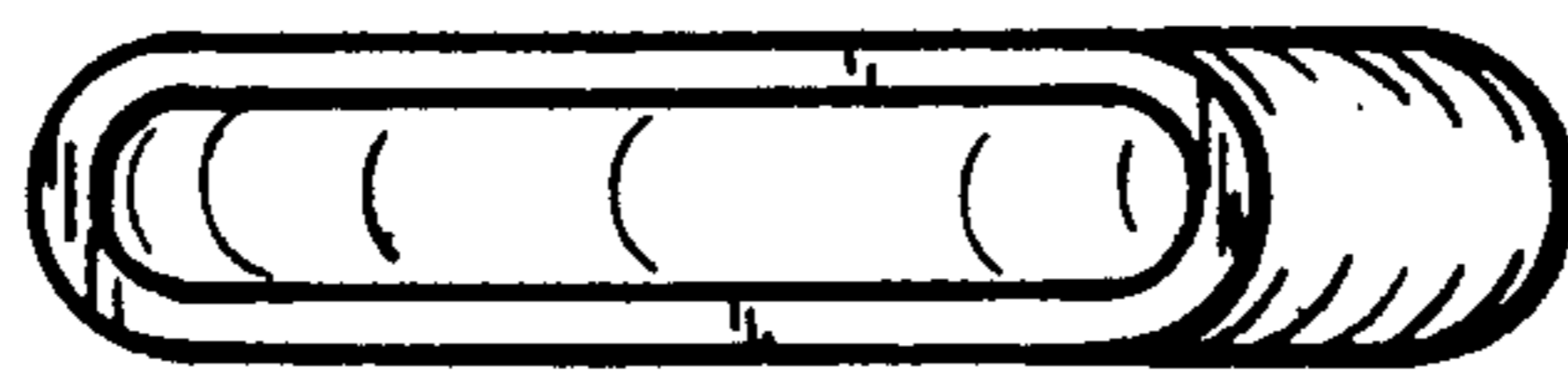


FIG. 2

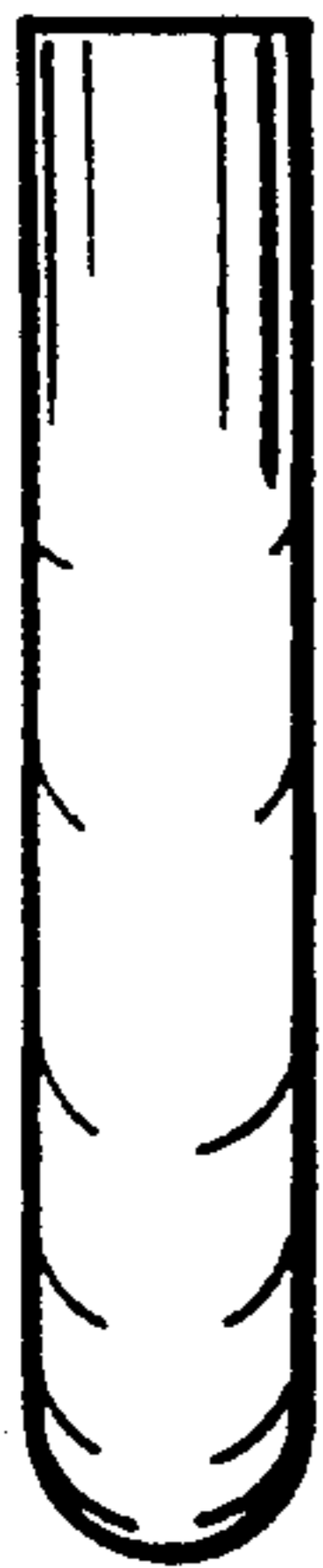


FIG. 4

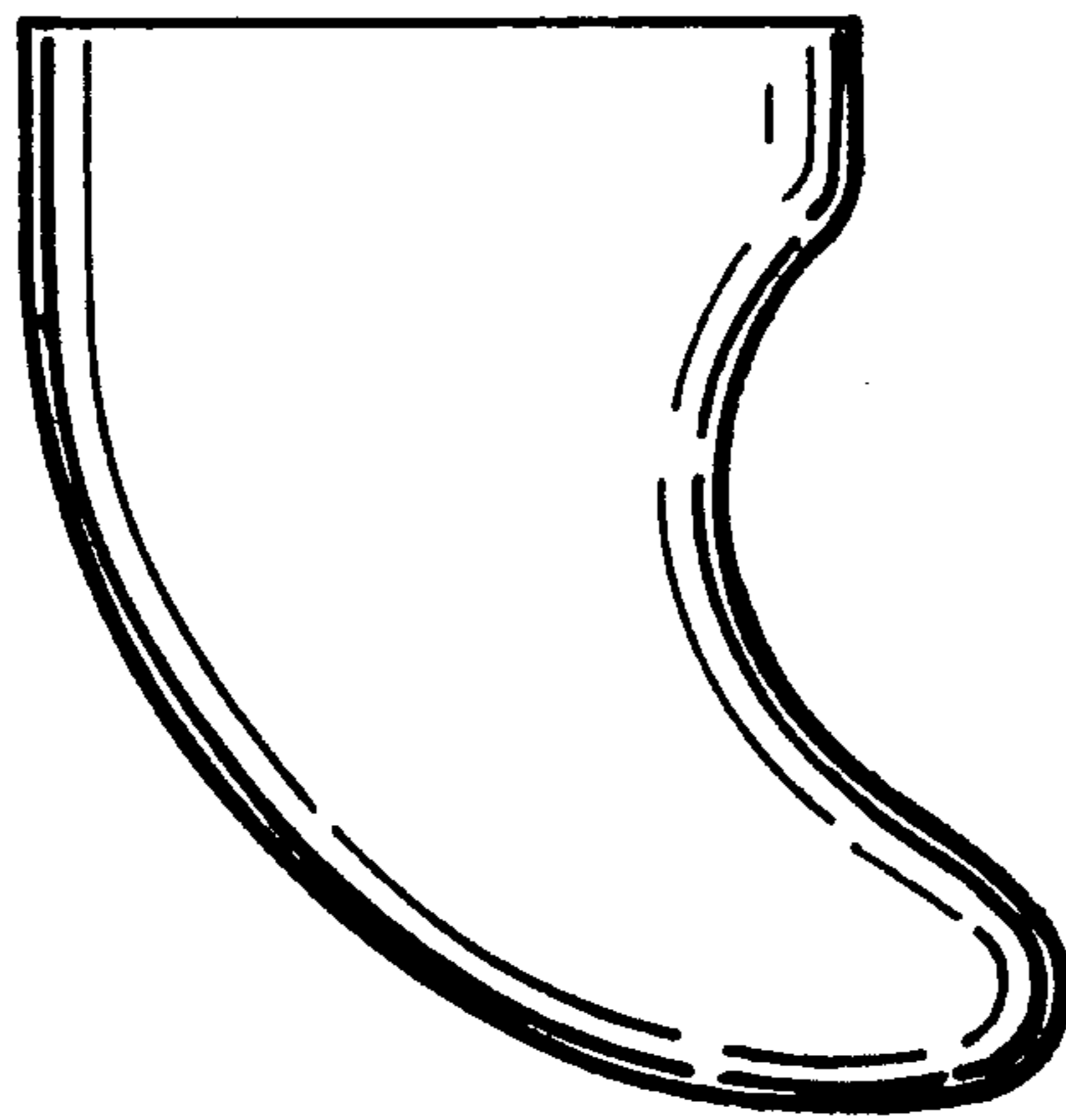


FIG. 3

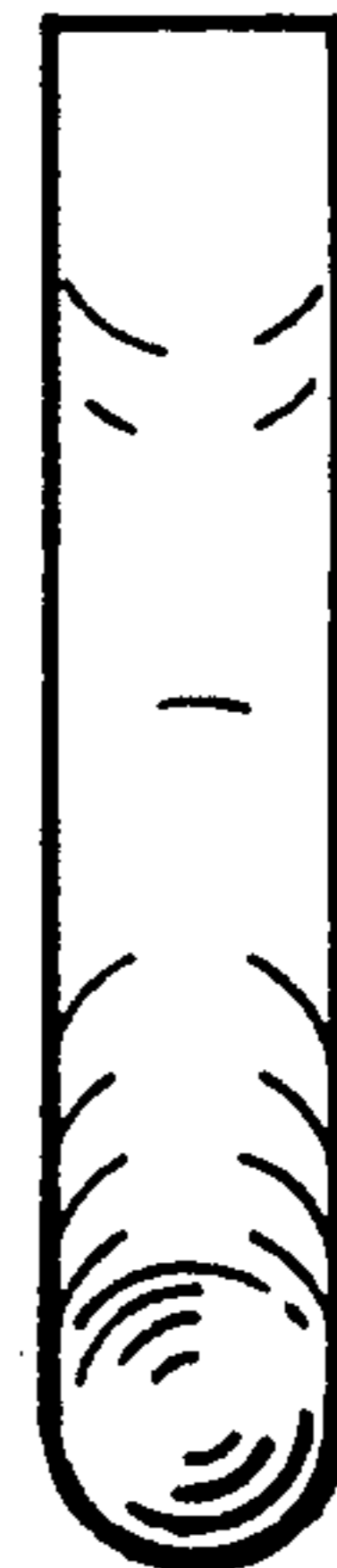


FIG. 5



FIG. 6