



US00D32911S

United States Patent [19]

[11] Patent Number: **Des. 329,911**

Yost

[45] Date of Patent: **** Sep. 29, 1992**

[54] FAUCET KNOB

[75] Inventor: **Holly K. Yost**, Sherman Oaks, Calif.

[73] Assignee: **Emhart Inc.**, Newark, Del.

[**] Term: **14 Years**

[21] Appl. No.: **521,002**

[22] Filed: **May 11, 1990**

D. 290,495	6/1987	Ryan	D23/250
D. 291,237	8/1987	Delepine	D23/254
D. 291,477	8/1987	Lathrop	D23/254
D. 291,824	9/1987	Lathrop	D23/254
403,340	5/1889	Foy	16/121

Related U.S. Application Data

[63] Continuation of Ser. No. 9,380, Jan. 30, 1987, abandoned.

[52] U.S. Cl. **D23/250; D8/310**

[58] Field of Search **D23/233-254; D8/300-322; 16/110-127**

References Cited

U.S. PATENT DOCUMENTS

D. 93,009	8/1934	Francis	D23/251
D. 176,713	1/1956	Ellis	D8/310
D. 179,220	11/1956	Russell	D8/310
D. 238,241	2/1975	Ziskin et al.	D8/310 X

OTHER PUBLICATIONS

Paul Associates Catalog, p. 53, item 150.

Primary Examiner—James R. Largen

Attorney, Agent, or Firm—J. Bruce Hoofnagle

[57] CLAIM

The ornamental design for faucet knob, as shown and described.

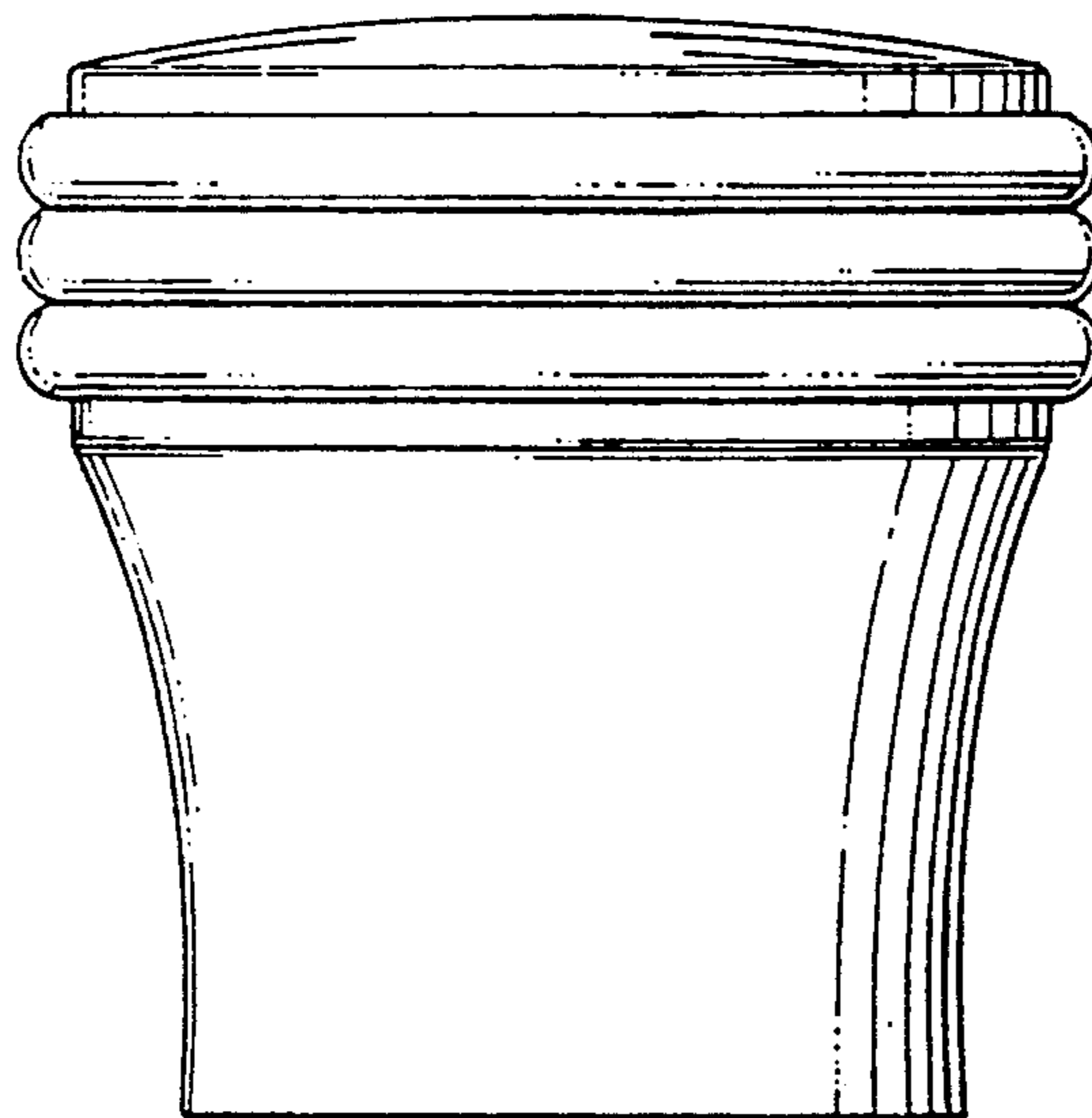
DESCRIPTION

FIG. 1 is a top plan view of a faucet knob showing my new design;

FIG. 2 is a side elevational view thereof, the other sides being the same as the side shown;

FIG. 3 is a top plan view of a modified form of the faucet knob shown in FIG. 1; and,

FIG. 4 is a side elevational view of FIG. 3, the other sides being the same as the side shown.



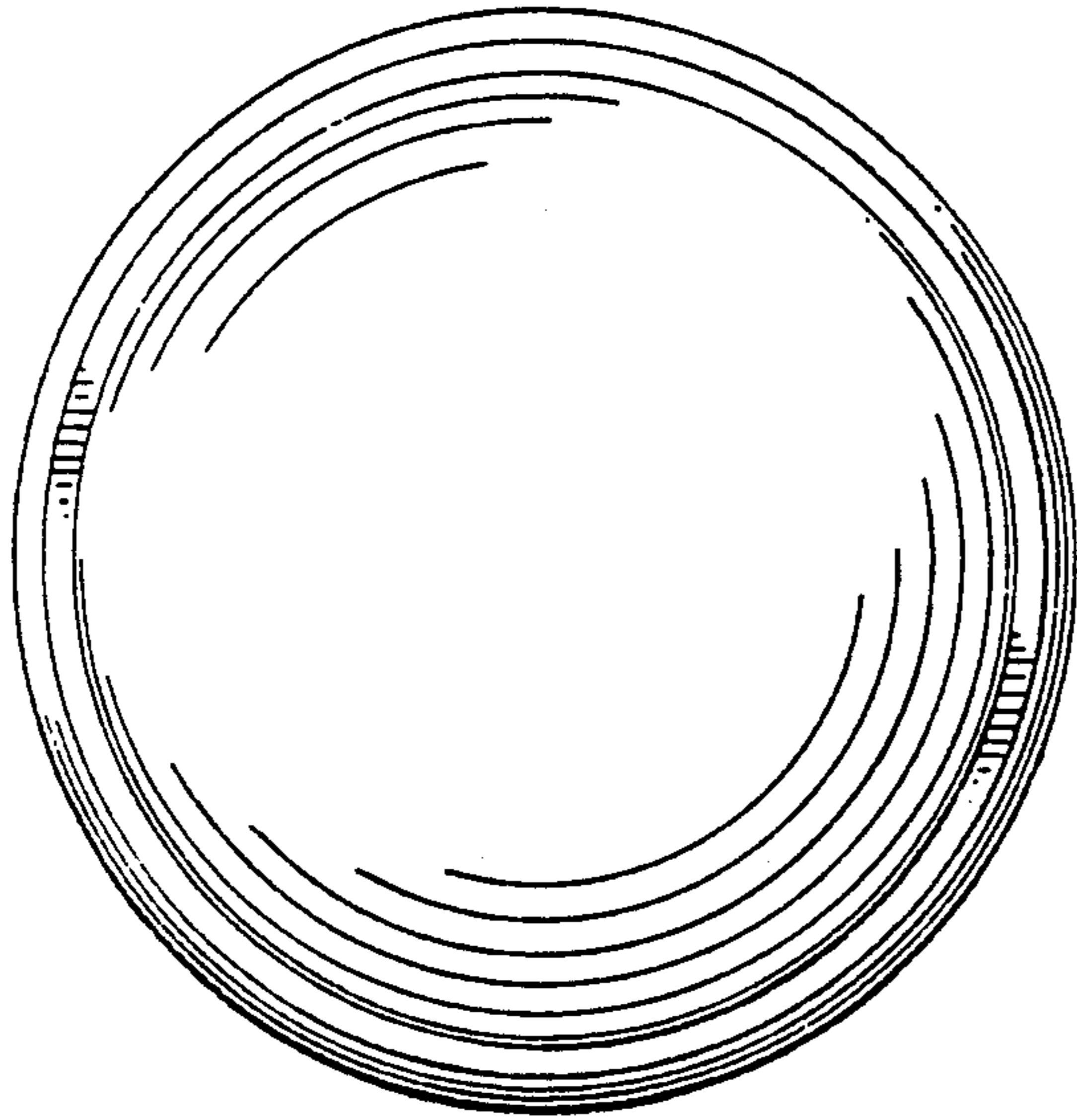


Fig. 1

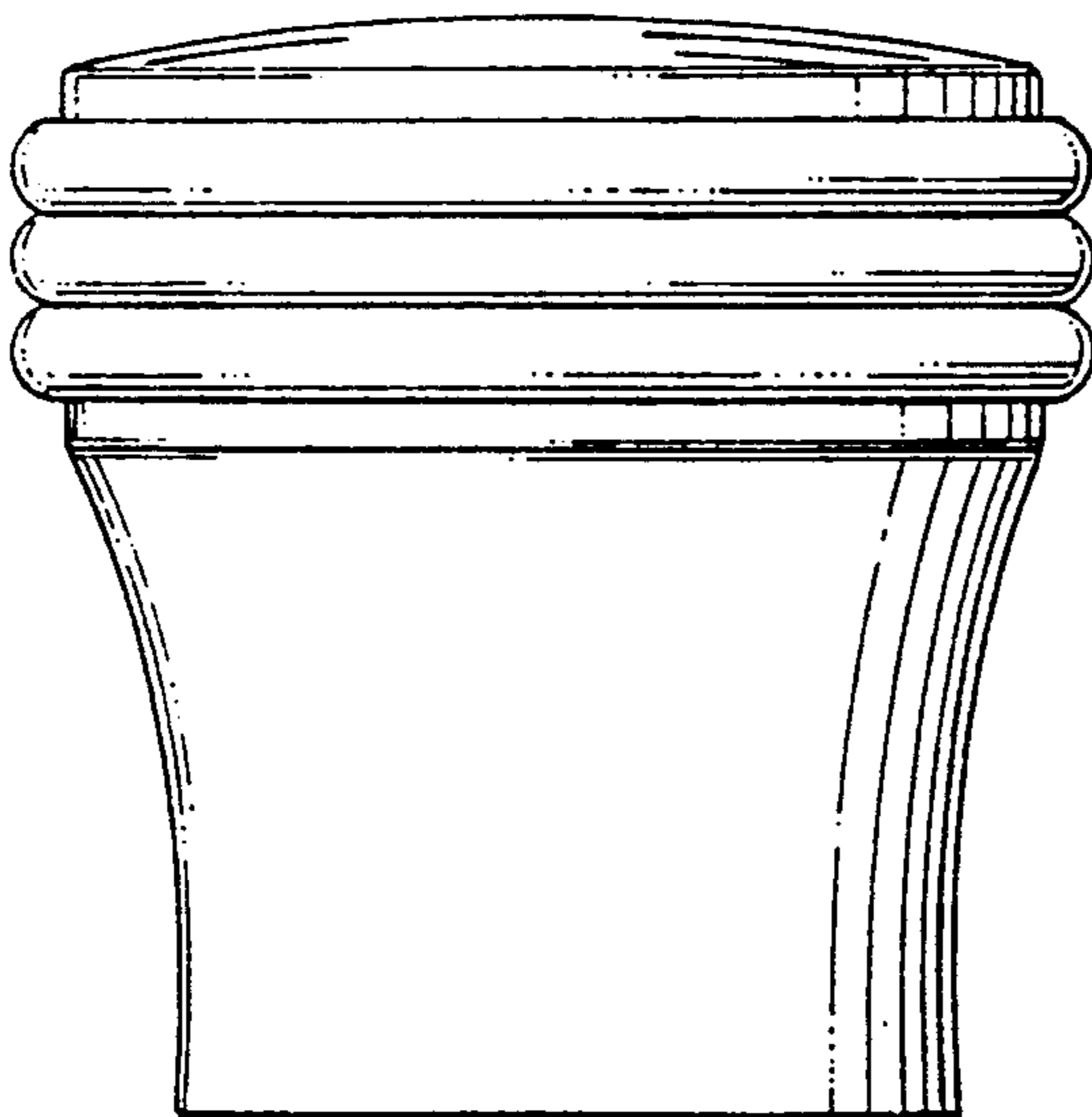


Fig. 2

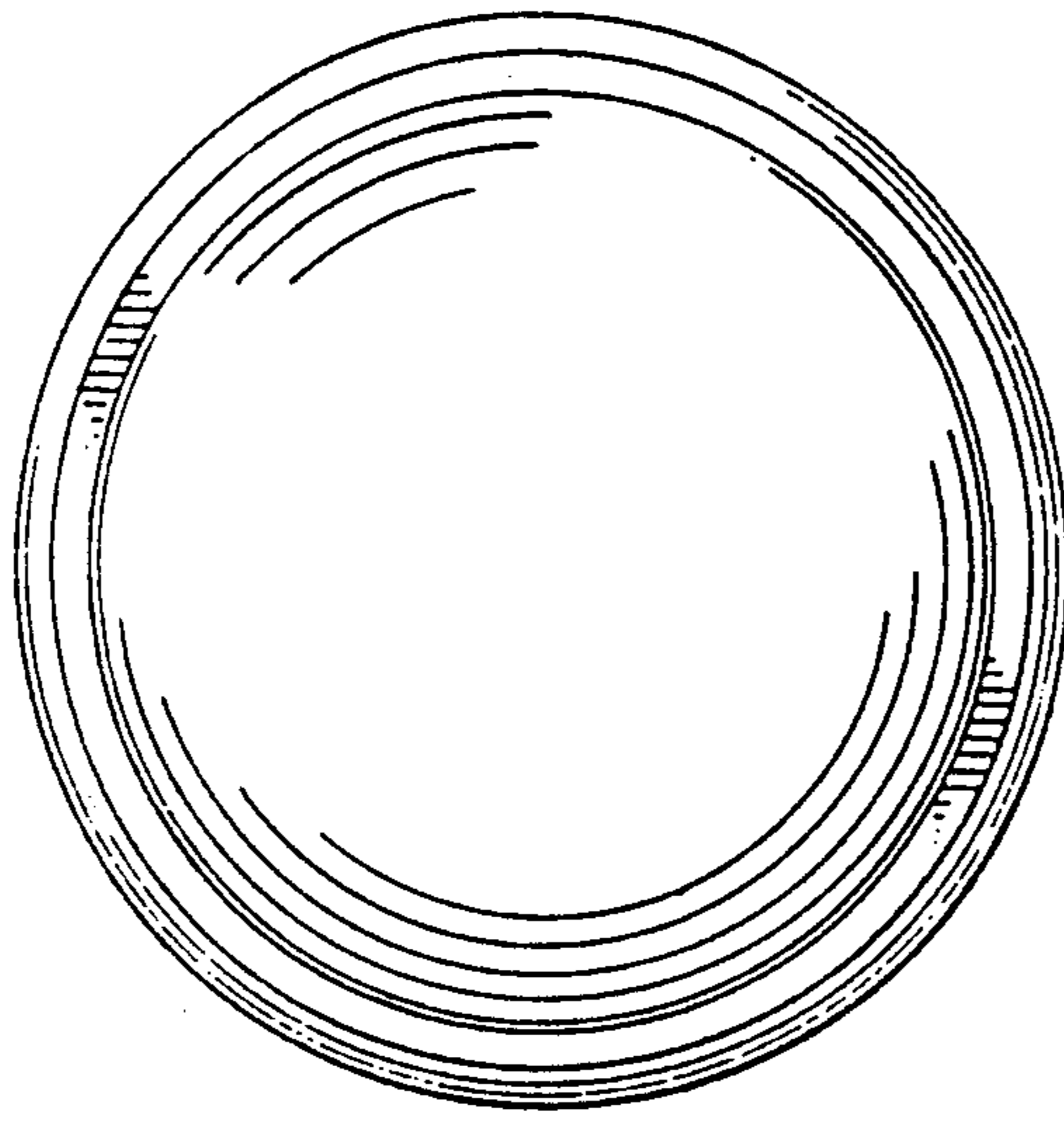


Fig. 3




Fig. 4