



US00D329893S

United States Patent [19]

[11] Patent Number: **Des. 329,893**

Luedtke et al.

[45] Date of Patent: **** Sep. 29, 1992**

[54] ANTI-SPLASH MAT FOR URINAL OR THE LIKE

[76] Inventors: **Richard C. Luedtke**, Whiteladies, Sandy Way, Cobham, Surrey KT11; **Kandiah Mahanandan**, Wooden Cottage, Firs Road, Kenley, Surrey CR2, both of United Kingdom

[**] Term: **14 Years**

[21] Appl. No.: **668,422**

[22] Filed: **Mar. 11, 1991**

[52] U.S. Cl. **D23/310**

[58] Field of Search **D23/260, 261, 278, 296, D23/297, 303-313; 4/300.3, 606, 661**

[56] **References Cited**

U.S. PATENT DOCUMENTS

D. 180,194	4/1957	Miller	D23/261
D. 194,776	3/1963	Clark	D23/261
D. 194,777	3/1963	Clark	D23/261
D. 253,145	10/1979	Adam	D23/261
D. 258,181	2/1981	Adam	D23/261
D. 262,648	1/1982	Lemmon	D23/307

2,931,047	4/1960	Stebbins	4/300.3
3,209,372	10/1965	Boyett, Sr. et al.	4/606
3,212,104	10/1965	Stevens	4/300.3
3,289,215	12/1966	Kennedy	4/606
3,614,790	10/1971	Billingsly et al.	4/300.3
3,631,560	1/1972	Atkins	4/606
3,750,226	8/1973	Morgan	4/606
4,215,443	8/1980	Babik	4/300.3
4,866,793	9/1989	Loedtke et al.	4/300.3

Primary Examiner—James R. Largen
Attorney, Agent, or Firm—Allan L. Harms

[57] **CLAIM**

The ornamental design for an anti-splash mat for urinal or the like, as shown and described.

DESCRIPTION

FIG. 1 is a perspective view taken from top, front and left side of an anti-splash mat for urinal or the like showing our new design;

FIG. 2 is a front elevational view thereof;


FIG. 3 is a right side elevational view thereof;

FIG. 4 is a rear elevational view thereof;

FIG. 5 is a bottom plan view thereof;

FIG. 6 is a top plan view thereof; and,

FIG. 7 is a left side elevational view thereof.






FIG. 1

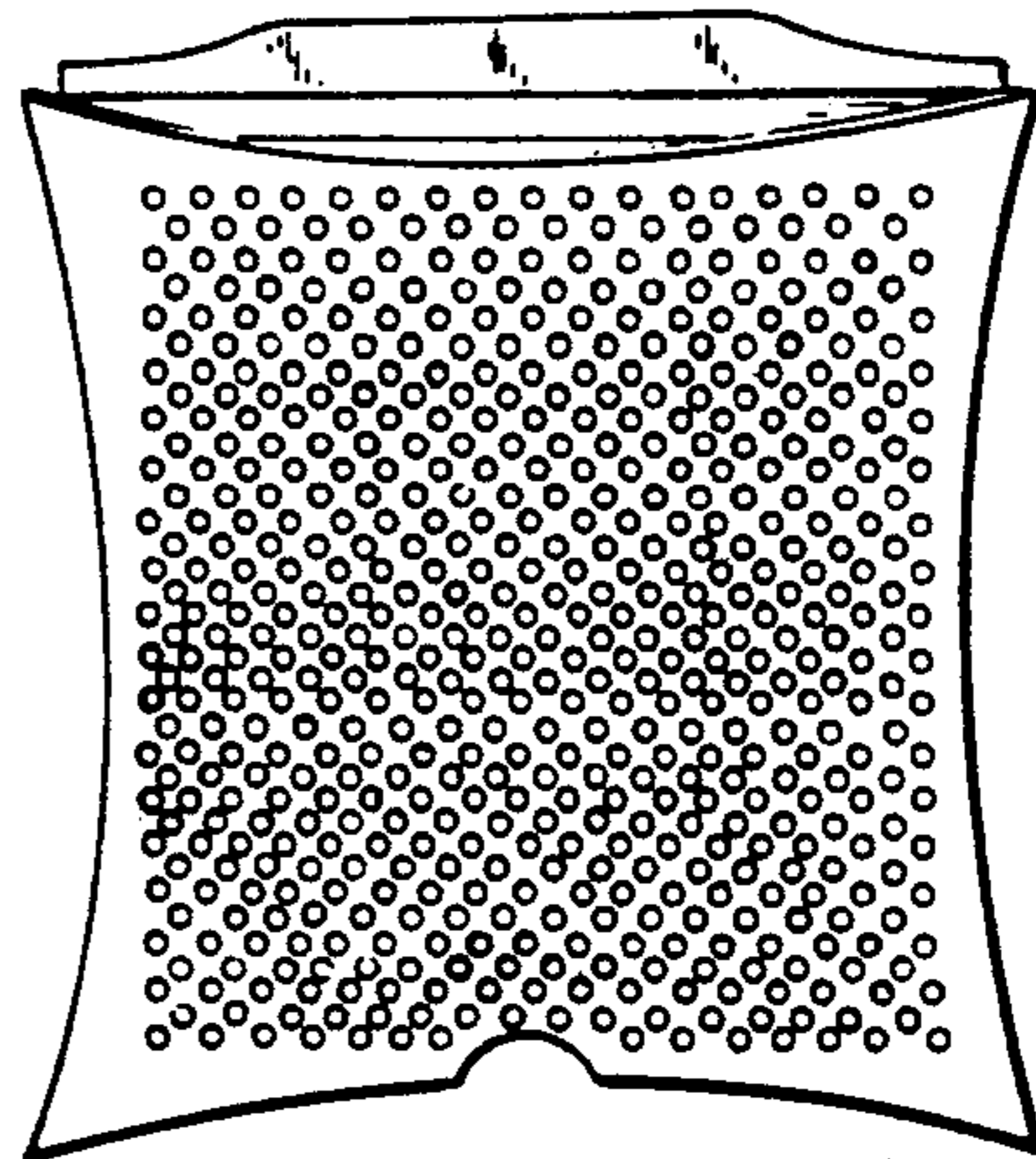


FIG. 2




FIG. 3

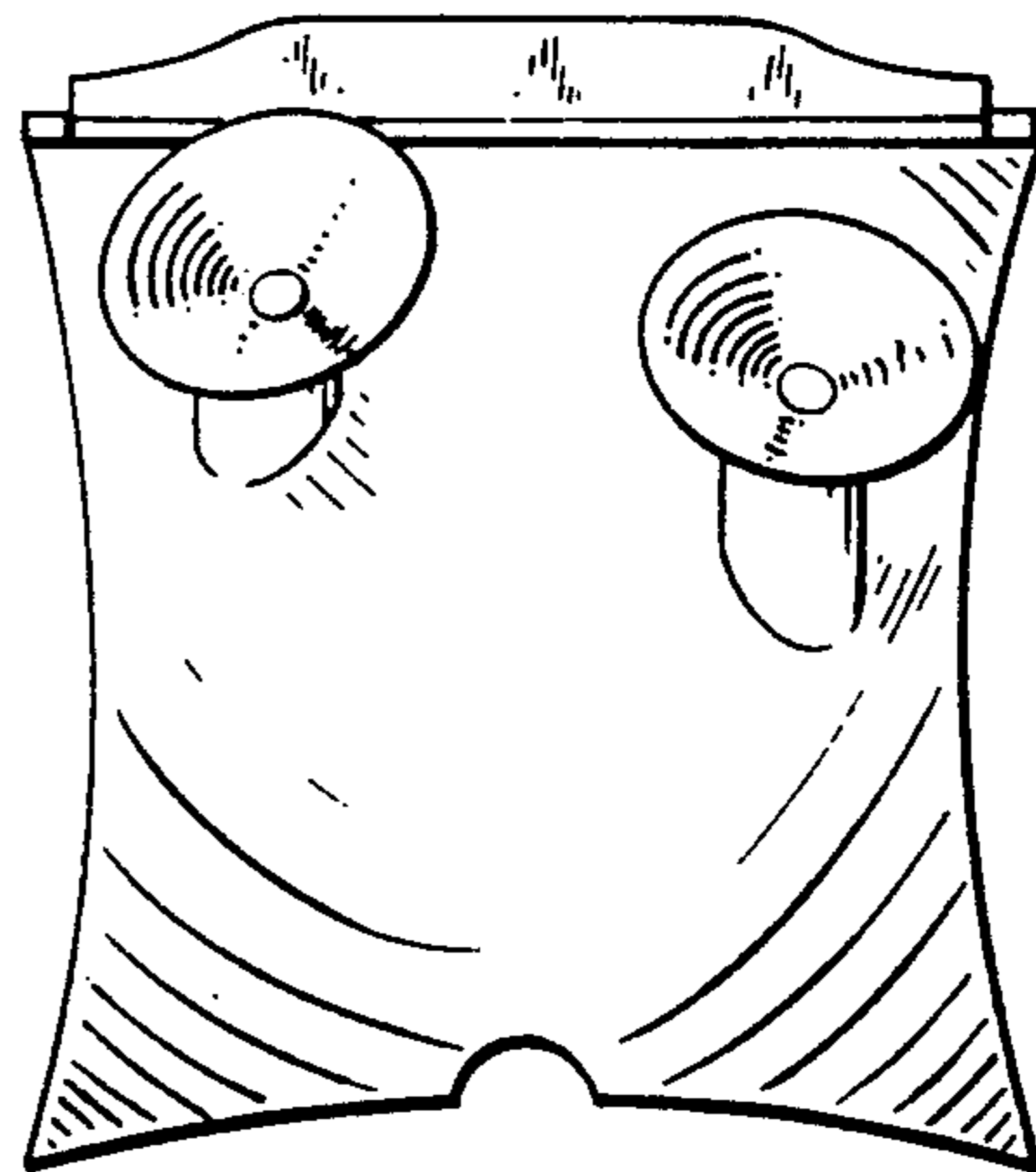


FIG. 4




FIG. 7

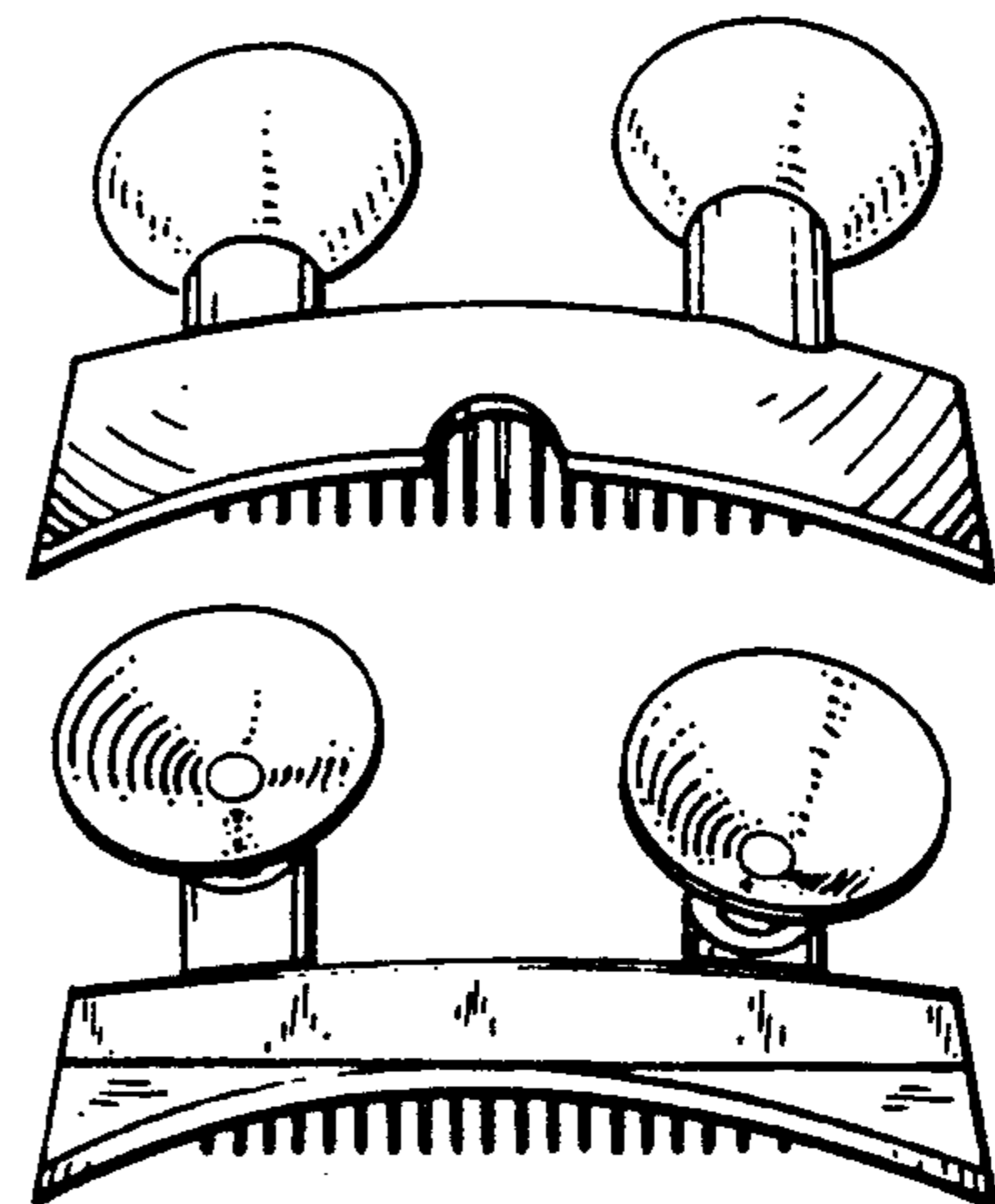


FIG. 6