



US00D329874S

**United States Patent** [19]  
**Cuadrado**

[11] **Patent Number: Des. 329,874**  
[45] **Date of Patent: \*\* Sep. 29, 1992**

[54] **PEN**  
[76] **Inventor: Manuel Cuadrado, C/ Sagrera, 53-57, 08027 Barcelona, Spain**  
[\*\*] **Term: 14 Years**  
[21] **Appl. No.: 622,087**  
[22] **Filed: Dec. 4, 1990**  
[52] **U.S. Cl. .... D19/48; D19/47; D19/51; D19/56**  
[58] **Field of Search .... D19/35, 36, 41-51, D19/54-58, 81-85; 401/209, 99, 100, 102, 103, 104**

D. 312,096 11/1990 Vitrac ..... D19/57 X  
D. 319,845 9/1991 Grötsch et al. .... D19/51 X  
D. 321,719 11/1991 Nitta ..... D19/51 X  
D. 811,550 10/1990 Yazaki ..... D19/48

*Primary Examiner*—Nelson C. Holtje  
*Assistant Examiner*—Martha Thompson  
*Attorney, Agent, or Firm*—Cushman, Darby & Cushman

[56] **References Cited**  
**U.S. PATENT DOCUMENTS**

D. 265,212 6/1982 Spiegel ..... D19/47  
D. 266,676 10/1982 Bove ..... D19/51 X  
D. 283,901 5/1986 Horntrich ..... D19/48 X  
D. 286,893 11/1986 Regnault ..... D19/51  
D. 303,549 9/1989 Horntrich ..... D19/48  
D. 307,920 5/1990 Sekiguchi ..... D19/41 X

[57] **CLAIM**

The ornamental design for a pen, as shown and described.

**DESCRIPTION**

FIG. 1 is a top, right front perspective view of a pen showing my new design;  
FIG. 2 is a left side elevational view thereof;  
FIG. 3 is a right side elevational view thereof;  
FIG. 4 is a rear elevational view thereof;  
FIG. 5 is a bottom plan view thereof; and,  
FIG. 6 is a top plan view thereof.  
FIGS. 5 and 6 have been drawn to an enlarged scale with respect to FIGS. 1 through 4.




FIG. 1

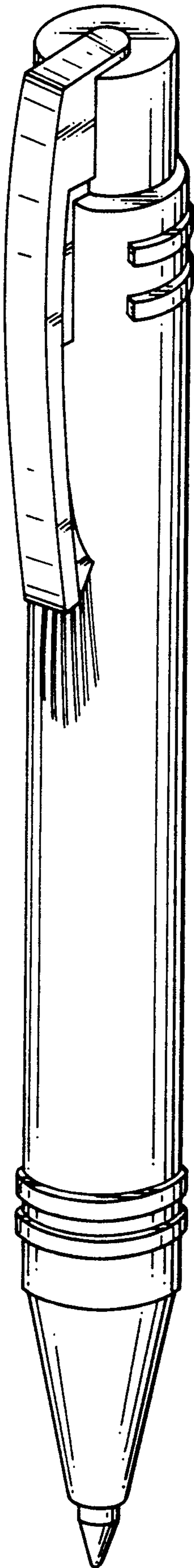


FIG. 2

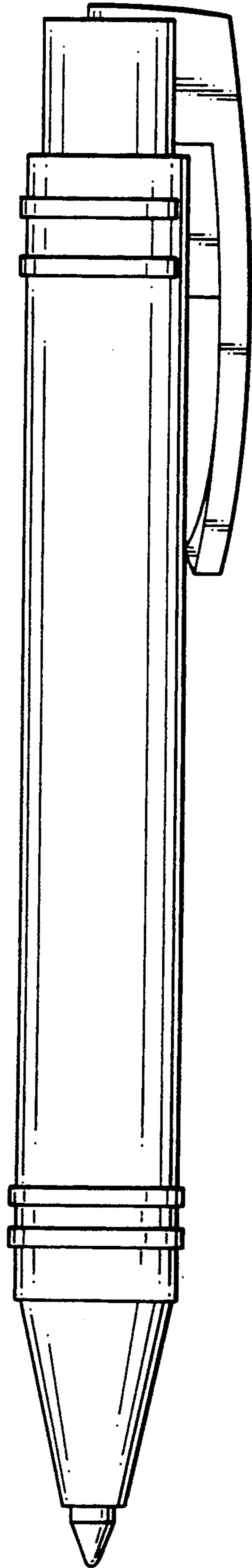


FIG. 3

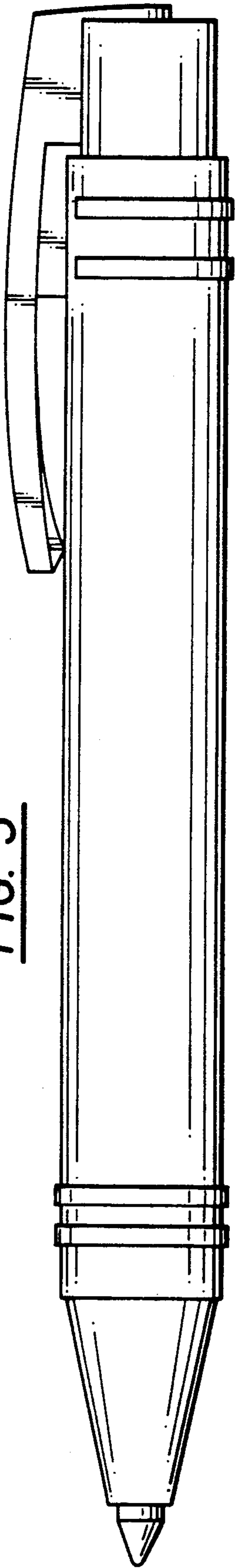


FIG. 4

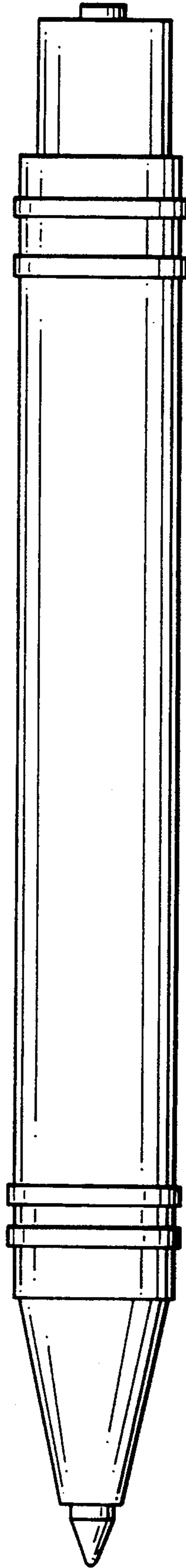


FIG. 5

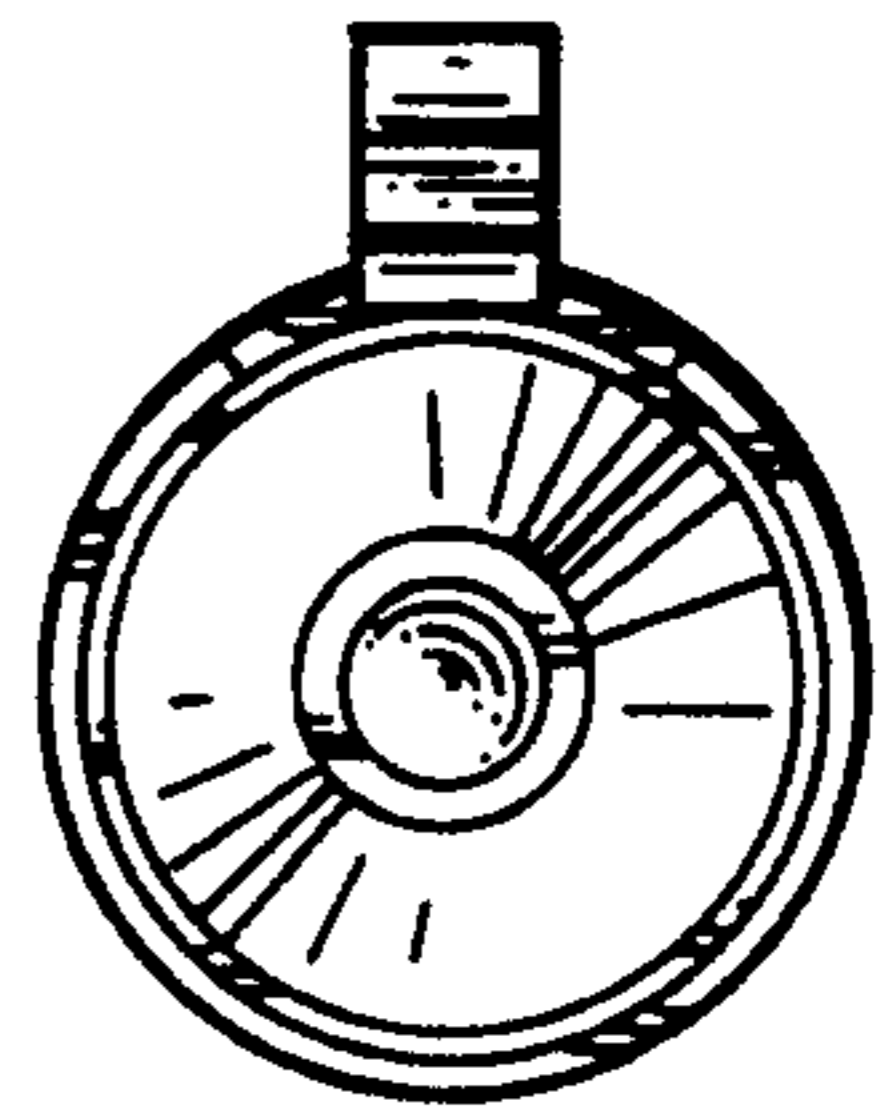


FIG. 6

