



US00D329873S

United States Patent [19]
Tu

[11] **Patent Number: Des. 329,873**

[45] **Date of Patent: ** Sep. 29, 1992**

[54] **MARKING INSTRUMENT**

[75] **Inventor: Charlie Tu, Taipei, Taiwan**

[73] **Assignee: Chuang Tao Corporation, Taipei, Taiwan**

[**] **Term: 14 Years**

[21] **Appl. No.: 599,905**

[22] **Filed: Oct. 18, 1990**

[52] **U.S. Cl. D19/48; D19/43; D19/51; D19/57**

[58] **Field of Search D19/35, 36, 41-51, D19/54-58, 81-85; 401/196, 198, 200, 202, 243, 244, 245, 246, 247**

[56] **References Cited**

U.S. PATENT DOCUMENTS

- D. 143,049 11/1945 Waldinger D19/48
- D. 149,672 5/1948 Philips D19/48 X
- D. 310,684 9/1990 Itoh D19/57
- D. 312,658 12/1990 Sumino D19/36
- D. 316,427 4/1991 Tinz D19/56 X

- D. 317,324 6/1991 Chuang D19/56 X
- D. 321,719 11/1991 Nitta D19/48
- D. 324,068 2/1992 Herbst et al. D19/54 X

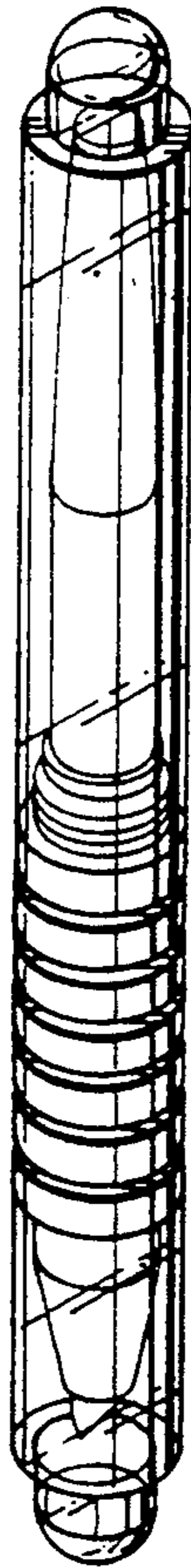
Primary Examiner—Carmen H. Vales-Lado
Assistant Examiner—Martha Thompson
Attorney, Agent, or Firm—Knobbe, Martens, Olson & Bear

[57] **CLAIM**

The ornamental design for a marking instrument, as shown and described.

DESCRIPTION

FIG. 1 is a top front perspective view of a marking instrument showing my new design; FIG. 2 is a front elevational view thereof; FIG. 3 is a rear elevational view thereof; FIG. 4 is a left side elevational view thereof; FIG. 5 is a right side elevational view thereof; FIG. 6 is a top plan view thereof; and, FIG. 7 is a bottom plan view thereof. FIGS. 2 through 7 have been drawn to a reduced scale with respect to FIG. 1.



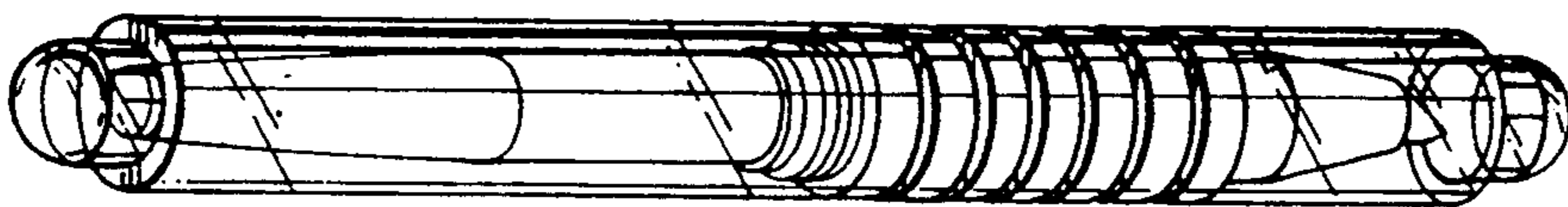


FIG. 1

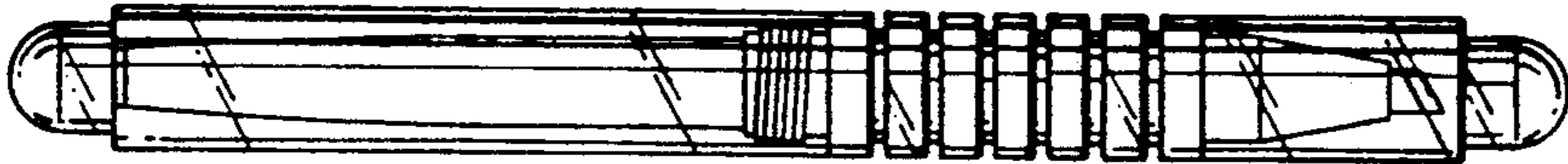


FIG. 2



FIG. 3

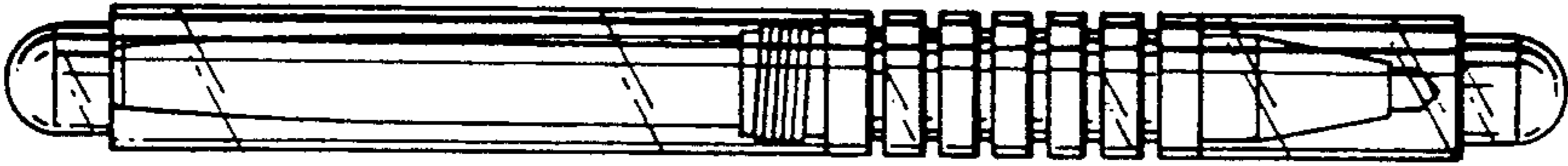


FIG. 4

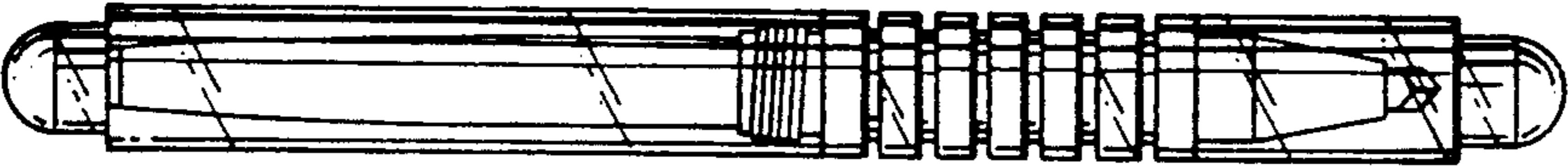


FIG. 5



FIG. 6



FIG. 7