



US00D329872S

# United States Patent [19]

[11] Patent Number: **Des. 329,872**

Carlson et al.

[45] Date of Patent: **\*\* Sep. 29, 1992**

[54] **PAD OF PAPER**

[75] Inventors: **Bruce W. Carlson**, Minneapolis;  
**Cindy L. Knoblock**, St. Paul; **Scott E. Michel**, Minneapolis, all of Minn.

D. 179,909	3/1957	Levin	.....	D19/26
1,146,186	7/1915	McCorkindale	.....	281/43
1,548,248	8/1925	Binns et al.	.....	281/34
2,422,235	6/1947	Greene	.....	281/19.1 X
4,616,851	10/1986	Mann	.....	D19/26 X

[73] Assignee: **Minnesota Mining and Manufacturing Company**, St. Paul, Minn.

*Primary Examiner*—James M. Gandy  
*Attorney, Agent, or Firm*—Gary L. Griswold; Walter N. Kirn; William L. Huebsch

[\*\*] Term: **14 Years**

[57] **CLAIM**

[21] Appl. No.: **595,377**

The ornamental design for a pad of paper, as shown and described.

[22] Filed: **Oct. 10, 1990**

[52] U.S. Cl. .... **D19/26**

[58] Field of Search ..... D19/26, 27, 28, 29,  
D19/30, 31, 32, 1; 281/15.1, 34, 43, 3.1, 18,  
21.1, 19.1; 283/63.1, 66.1, 66.2; 282/22 R


**DESCRIPTION**


FIG. 1 is a top front perspective view of a pad of paper showing our new design;  
FIG. 2 is a front elevational view thereof, it being understood that the undisclosed rear is flat and plain;  
FIG. 3 is a right side elevational view thereof, the undisclosed left side being a mirror image; and,  
FIG. 4 is a top plan view thereof, the undisclosed bottom being substantially the same.

[56] **References Cited**

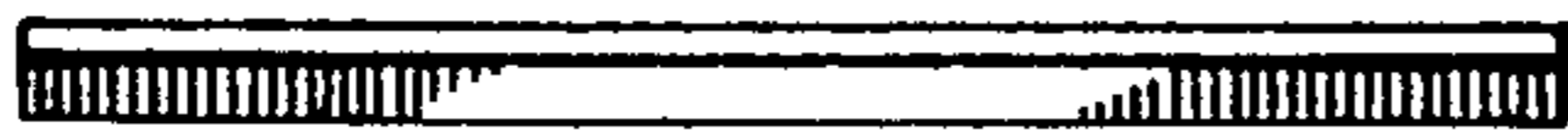
**U.S. PATENT DOCUMENTS**

D. 98,316 1/1936 Guild ..... D19/26






*Fig. 1*



*Fig. 4*



*Fig. 2*



*Fig. 3*