



US00D329871S

United States Patent [19]

[11] Patent Number: **Des. 329,871**

Umino et al.

[45] Date of Patent: **** Sep. 29, 1992**

[54] **PRINTING HEAD FOR PRINTER**
[75] Inventors: **Toshio Umino, Yokohama; Nobuyuki Kuwabara, Tokyo, both of Japan**

4,491,433 1/1985 Shiurila et al. D18/56
4,929,969 5/1990 Morris 346/140 R
4,954,667 9/1990 Jorgensen et al. D18/56
4,970,533 11/1990 Saito et al. 346/140 R

[73] Assignee: **Canon Kabushiki Kaisha, Tokyo, Japan**

FOREIGN PATENT DOCUMENTS

152757 7/1987 Japan 346/140 R

[**] Term: **14 Years**

Primary Examiner—James R. Largen
Assistant Examiner—CathyAnne MacCormac

[21] Appl. No.: **493,377**

[57] CLAIM

[22] Filed: **Mar. 14, 1990**

The ornamental design for a printing head for printer, as shown and described.

[30] Foreign Application Priority Data

Sep. 14, 1989 [JP] Japan 1-33781

DESCRIPTION

[52] U.S. Cl. **D18/56**

[58] Field of Search D18/56, 57, 58, 59,
D18/40; 346/140 R, 140 PD

FIG. 1 is a front elevational view of a printing head for showing our new design;
FIG. 2 is a rear elevational view thereof;
FIG. 3 is a top plan view thereof;
FIG. 4 is a bottom plan view thereof;
FIG. 5 is a left side elevational view thereof;
FIG. 6 is a right side elevational view thereof; and,
FIG. 7 is a perspective view thereof.

[56] References Cited

U.S. PATENT DOCUMENTS

D. 314,006 1/1991 Abe et al. D18/56
D. 314,973 2/1991 Yamamoto D18/56

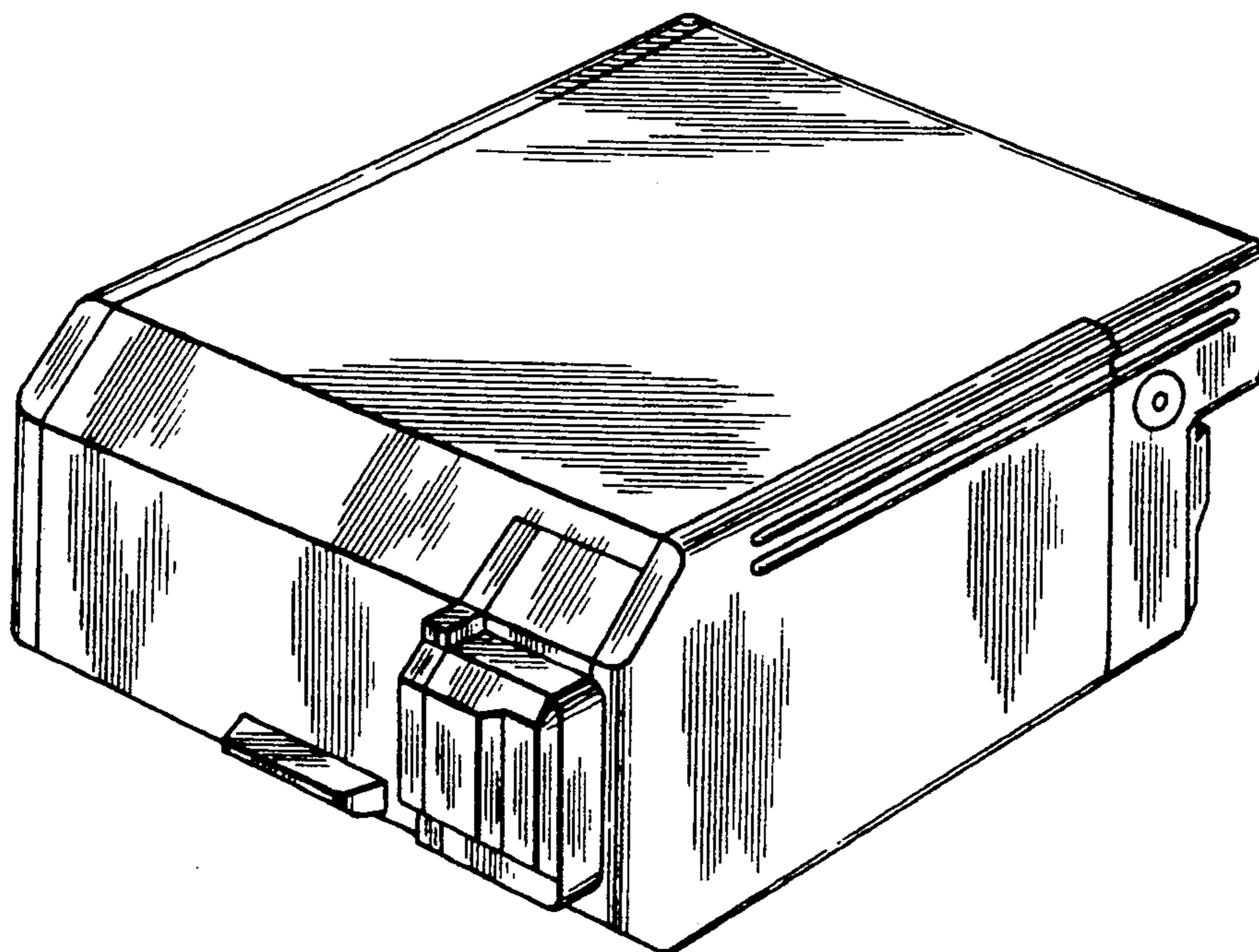


FIG. 1

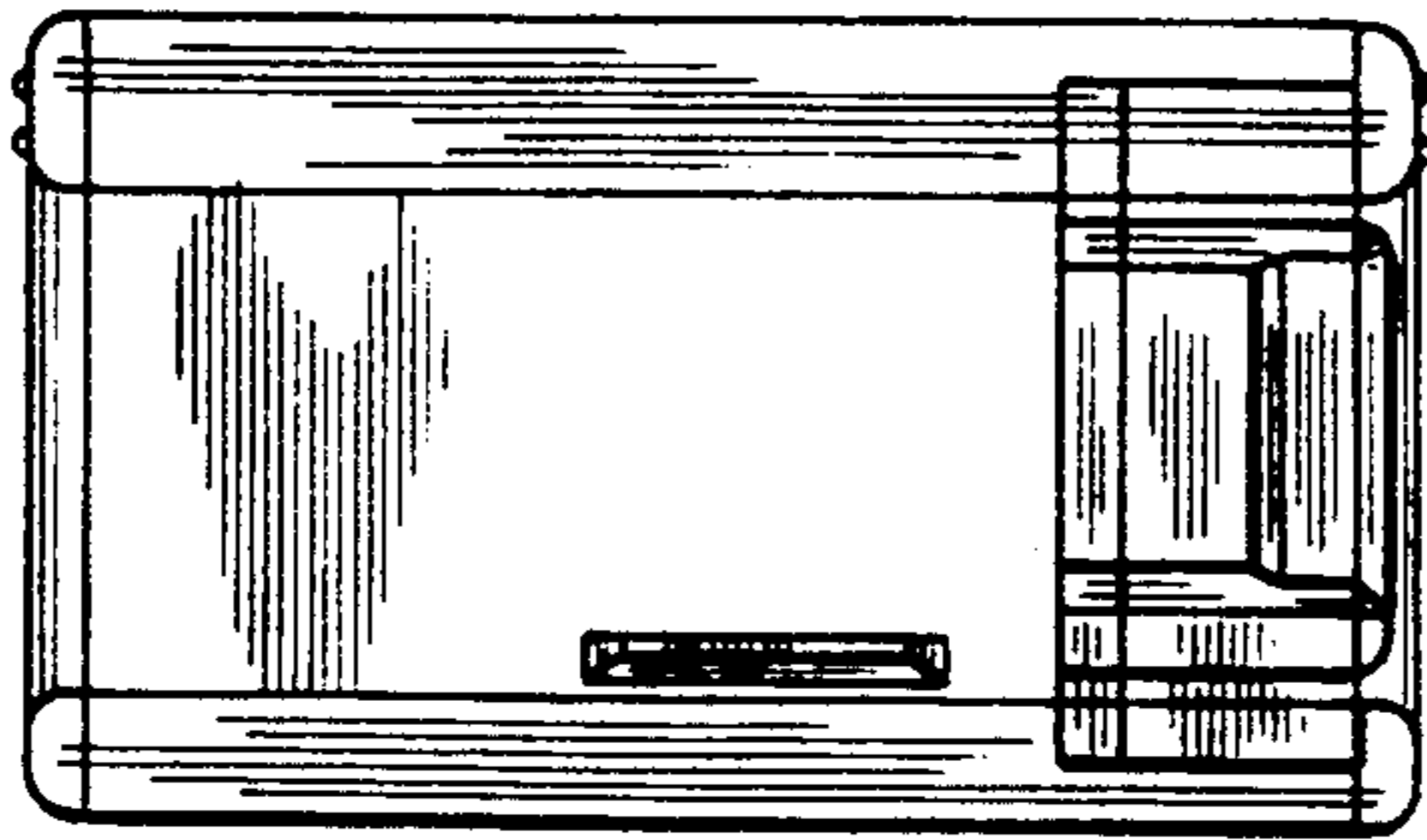


FIG. 2

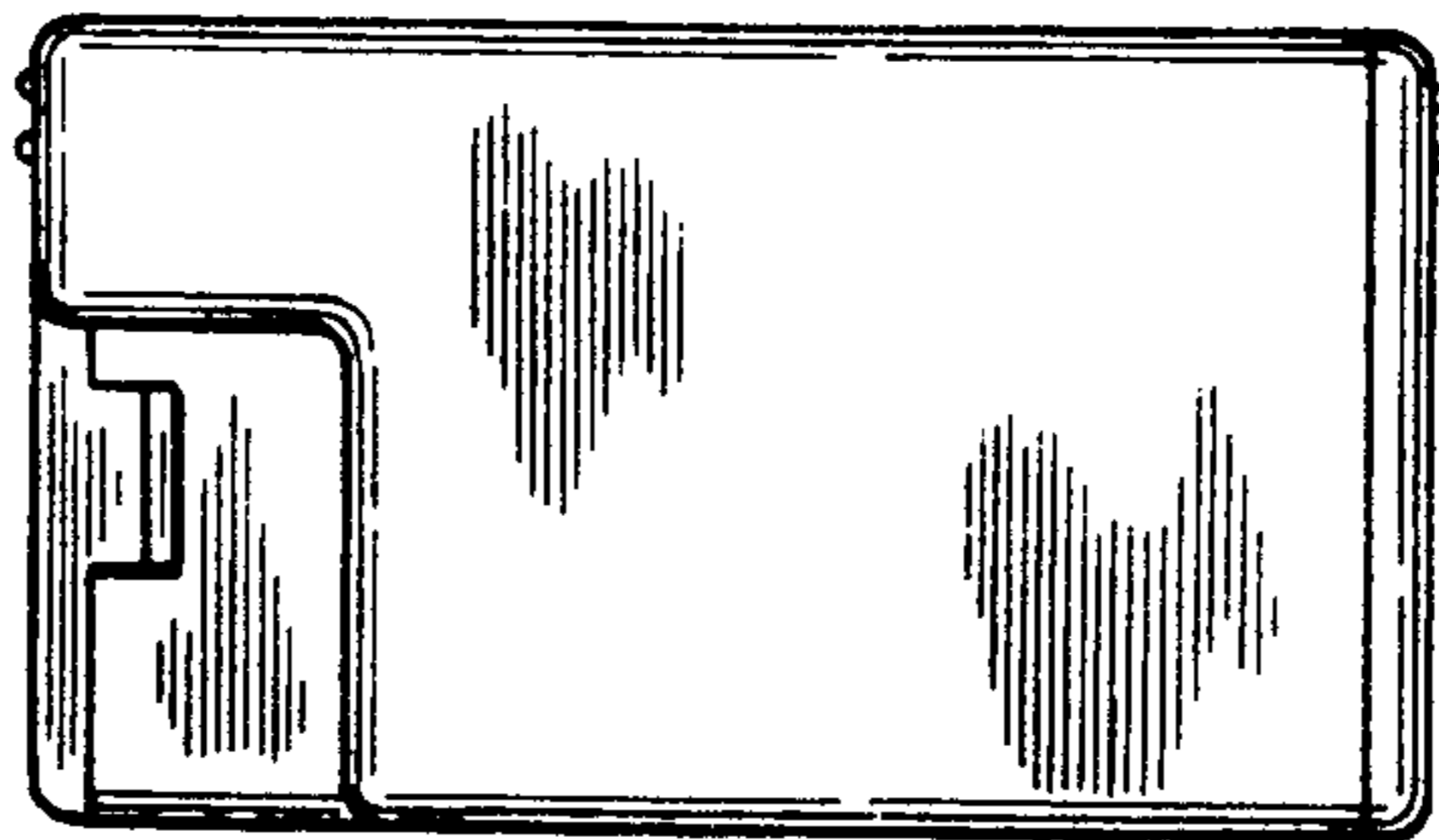


FIG. 3




FIG. 4




FIG. 5




FIG. 6

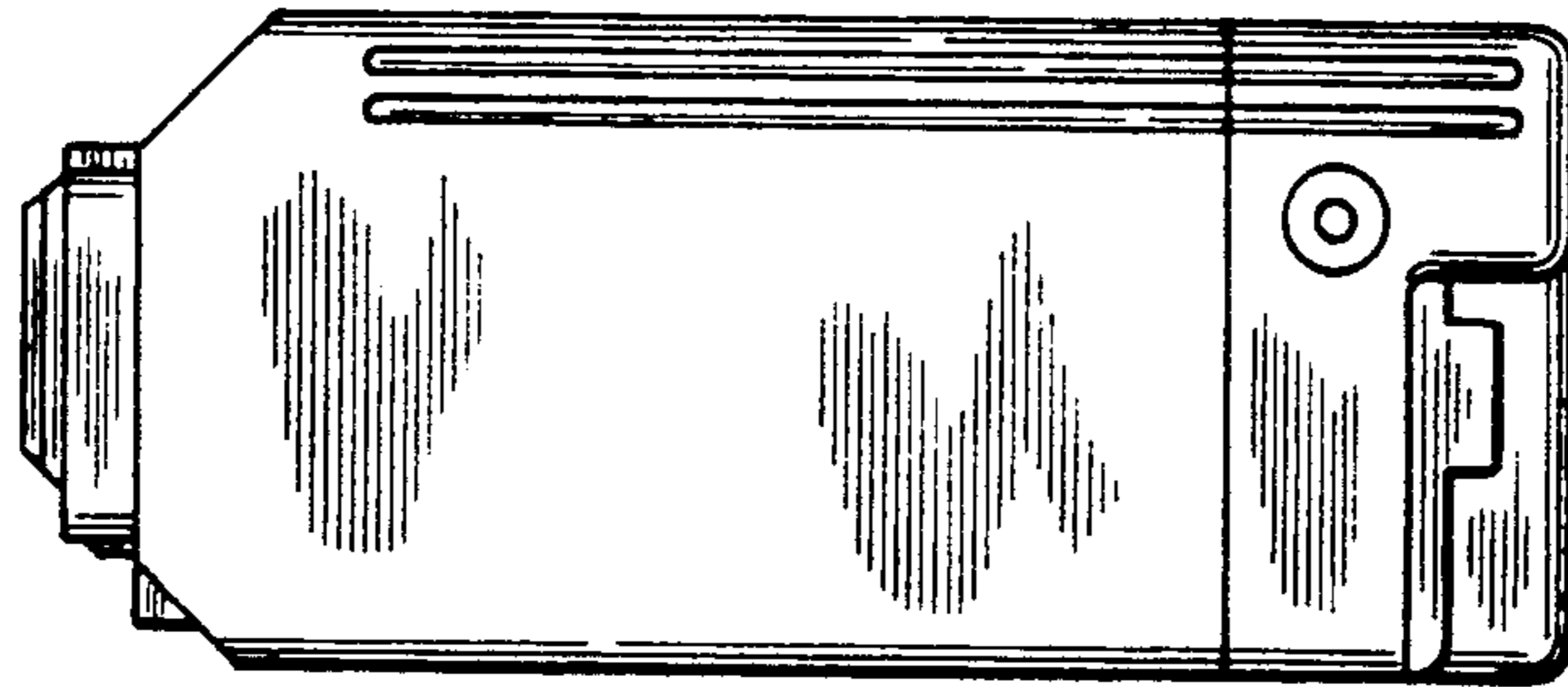


FIG. 7

