



US00D329846S

# United States Patent [19]

Haner

[11] Patent Number: **Des. 329,846**

[45] Date of Patent: **\*\* Sep. 29, 1992**

[54] **COMPUTER**

[75] Inventor: **Richard V. Haner**, Spring, Tex.

[73] Assignee: **Dell USA, L.P.**

[\*\*] Term: **14 Years**

[21] Appl. No.: **477,103**

[22] Filed: **Feb. 8, 1990**

[52] U.S. Cl. .... **D14/100**

[58] Field of Search ..... D14/100, 107, 108, 109;  
D13/162, 184, 199; 360/97.01-99.12;  
361/330-335, 380-385, 390-395, 415, 426;  
200/5 A, 5 R, 6 A, 6 R

[56] **References Cited**

### U.S. PATENT DOCUMENTS

- D. 289,056 3/1987 Davis et al. .... D14/100
- D. 302,006 7/1989 Kawaguchi ..... D14/100

- D. 304,931 12/1989 Hara et al. .... D14/100
- D. 306,014 2/1990 Loose et al. .... D14/100
- D. 314,946 2/1991 Goodrich ..... D14/100
- D. 315,899 4/1991 Kim ..... D14/109

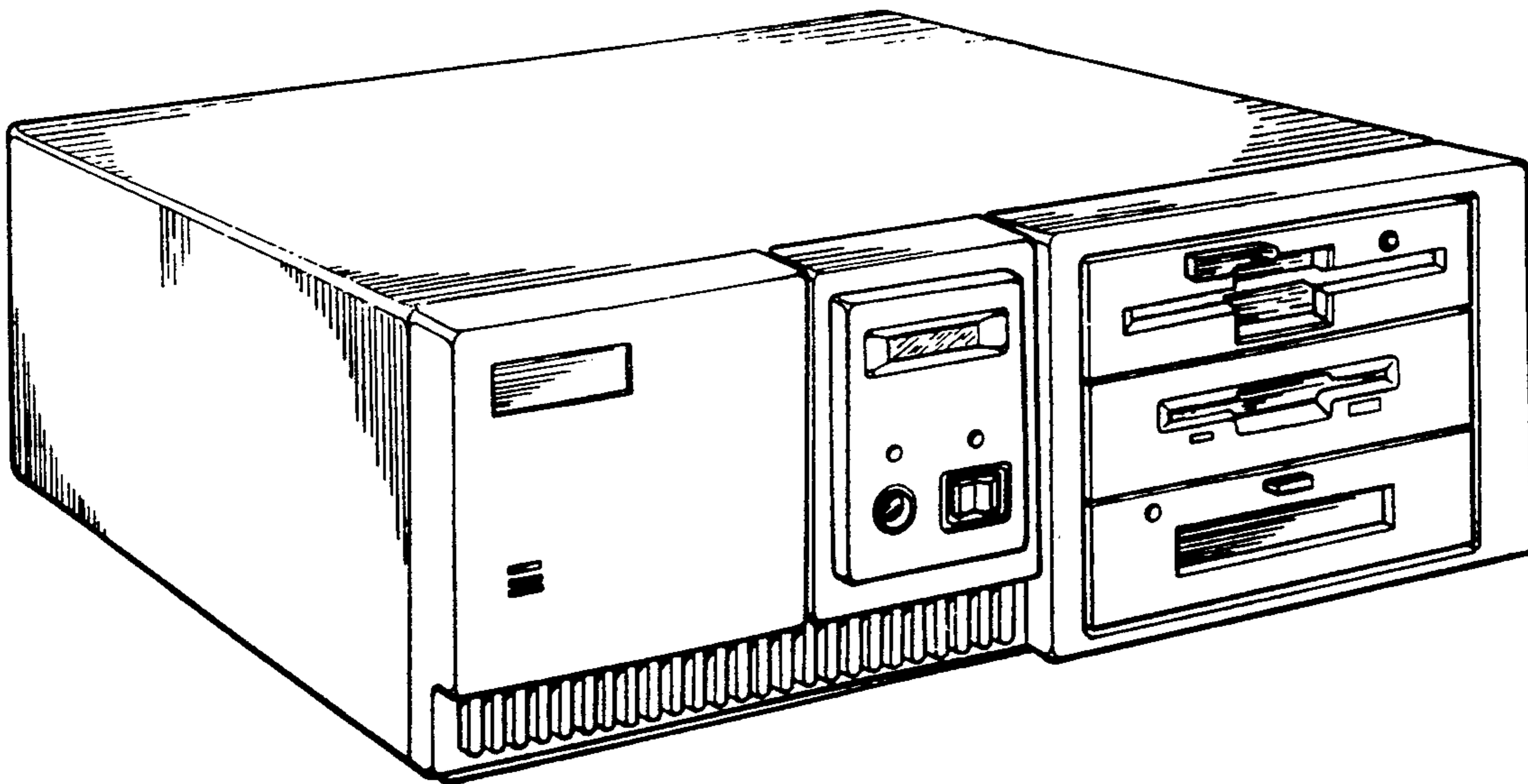
*Primary Examiner*—Wallace R. Burke  
*Assistant Examiner*—Freda S. Nunn  
*Attorney, Agent, or Firm*—Thomas G. Devine

### [57] CLAIM

The ornamental design for a computer, as shown and described.

### DESCRIPTION

FIG. 1 is a top, front, left side perspective view of a computer showing my new design; FIG. 2 is a front elevational view thereof; FIG. 3 is a rear elevational view thereof; FIG. 4 is a right side elevational view thereof; and, FIG. 5 is a top plan view thereof.



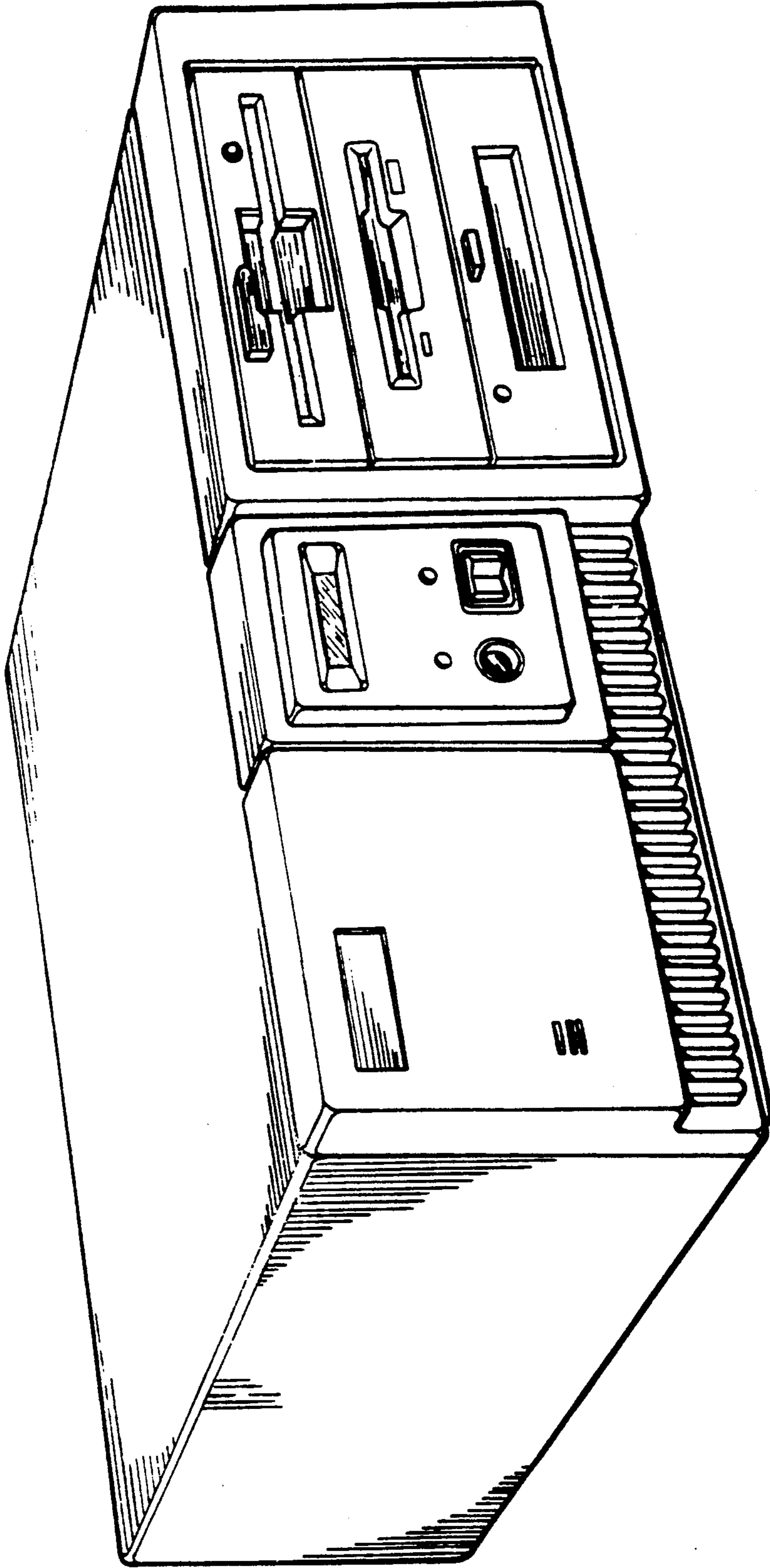


FIGURE 1.

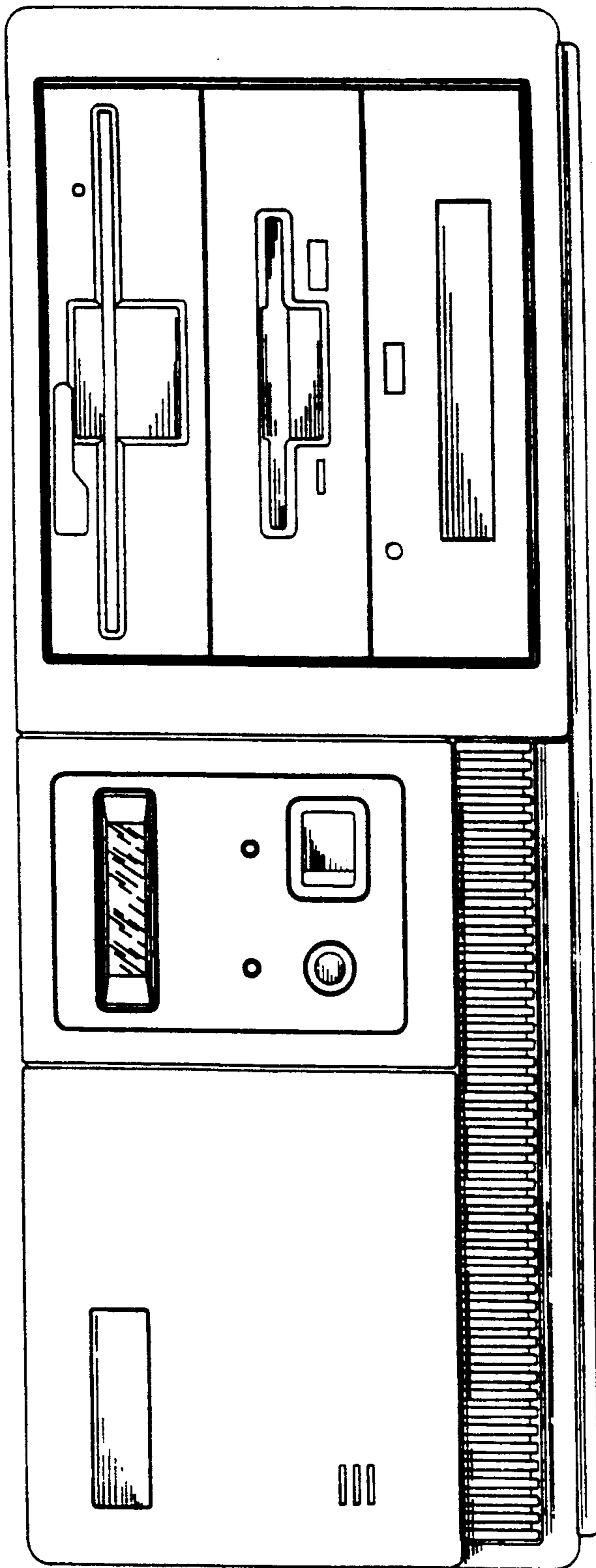


FIGURE 2.

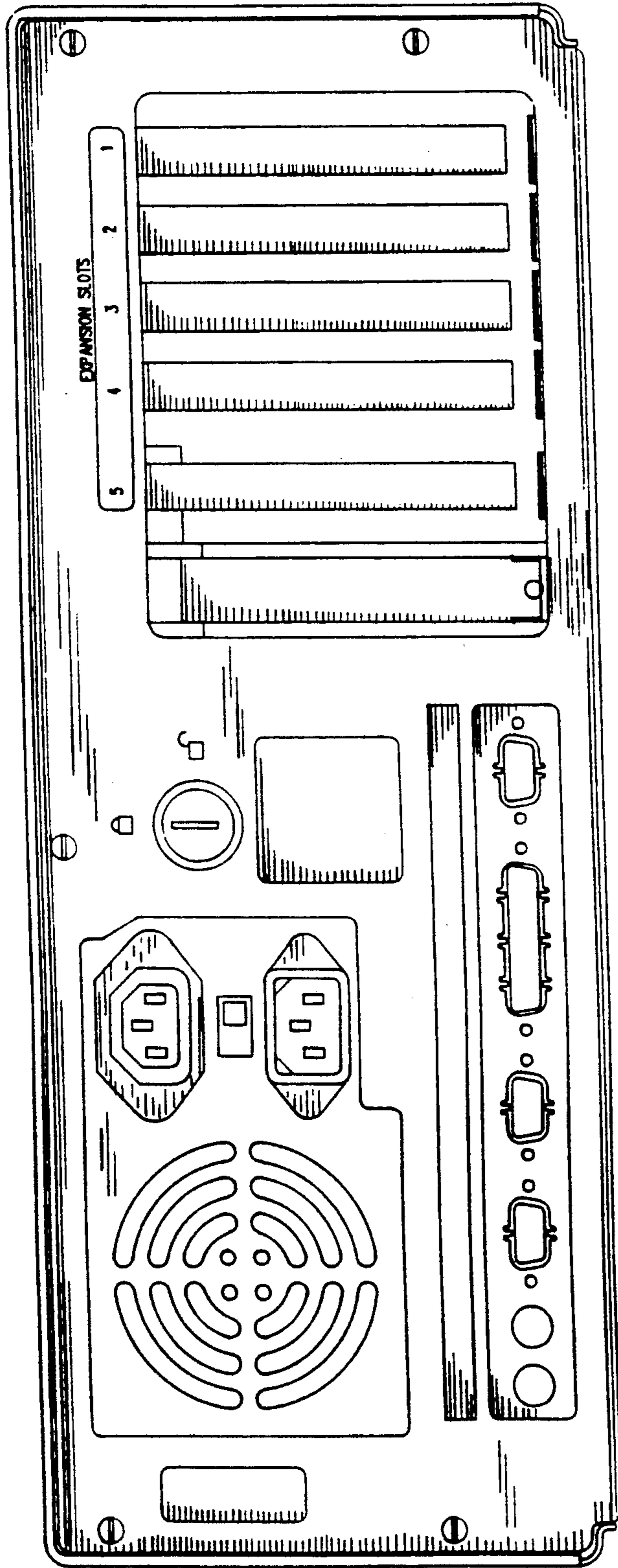


FIGURE 3.




FIGURE 4




FIGURE 5