



US00D329836S

# United States Patent [19]

[11] Patent Number: **Des. 329,836**

**Meyers**

[45] Date of Patent: **\*\* Sep. 29, 1992**

[54] **COMBINED VEHICLE WINDOW ARM REST AND DETACHABLE ARTICLE HOLDER**

4,730,867 3/1988 Cluba ..... 296/153  
4,758,043 7/1988 Reynaldos ..... 296/153  
4,781,231 11/1988 Garcia et al. .... 280/770

[76] Inventor: **Marvin Meyers**, 10817 SW. 90th Ct. (Oak Run), Ocala, Fla. 32676

*Primary Examiner*—James M. Gandy

[\*\*] Term: **14 Years**

[57] **CLAIM**

[21] Appl. No.: **461,447**

The ornamental design for a combined vehicle window arm rest and detachable article holder, as shown and described.

[22] Filed: **Jan. 5, 1990**

[52] U.S. Cl. .... **D12/155; D3/40**

[58] Field of Search ..... **D12/155; D3/40; 224/273, 42.11, 42.42, 42.46 R; 108/44, 47; 296/153; 297/411, 414, 413; 280/770**

**DESCRIPTION**

[56] **References Cited**

**U.S. PATENT DOCUMENTS**


1,606,944 11/1926 Johnson ..... 224/42.46 R  
1,650,385 11/1927 Payton ..... 297/413  
2,738,220 3/1956 Simmons ..... 296/49.2  
2,877,049 3/1959 Lucas ..... 296/153  
3,603,637 9/1971 DePinto ..... 296/153  
3,717,188 2/1973 Green ..... 224/42.11

FIG. 1 is a top, front, perspective view of a combined vehicle window arm rest and detachable article holder showing my new design with the article holder in partially detached condition;

FIG. 2 is a bottom plan view thereof;

FIG. 3 is a rear elevation view thereof with the opposite end of the article holder in partially detached condition; and,

FIG. 4 is an end elevational view thereof rotated ninety degrees, with the article holder fully attached to the arm rest.





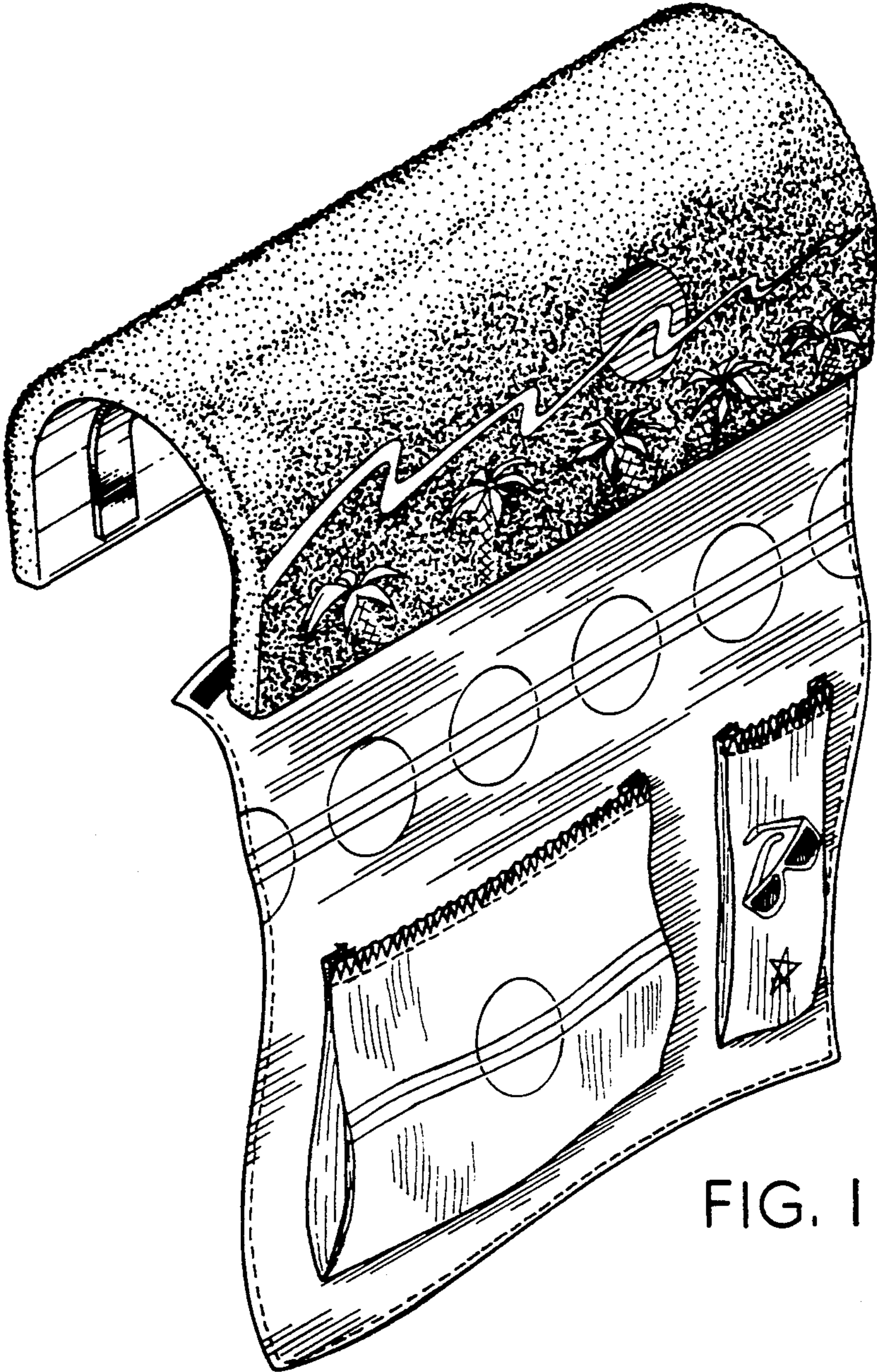
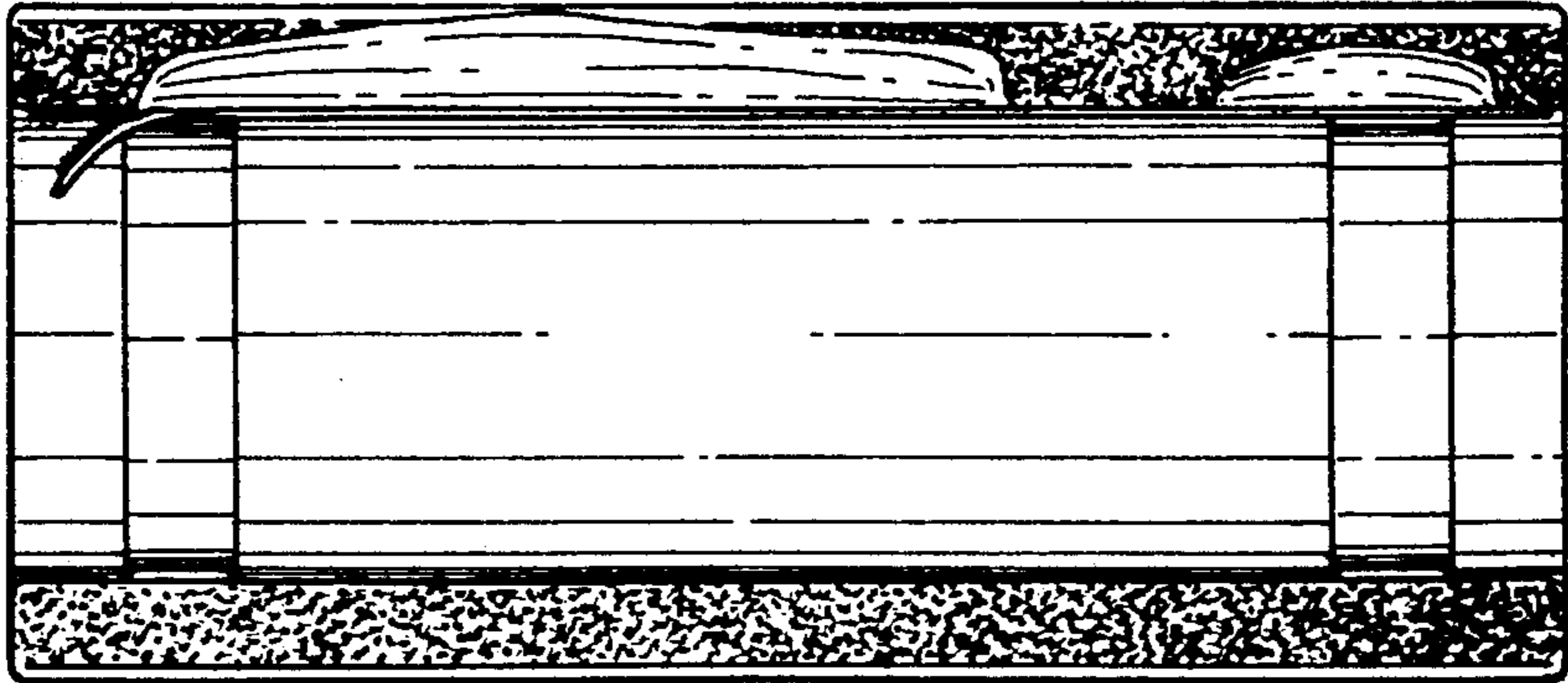


FIG. 1

FIG. 2






FIG. 3

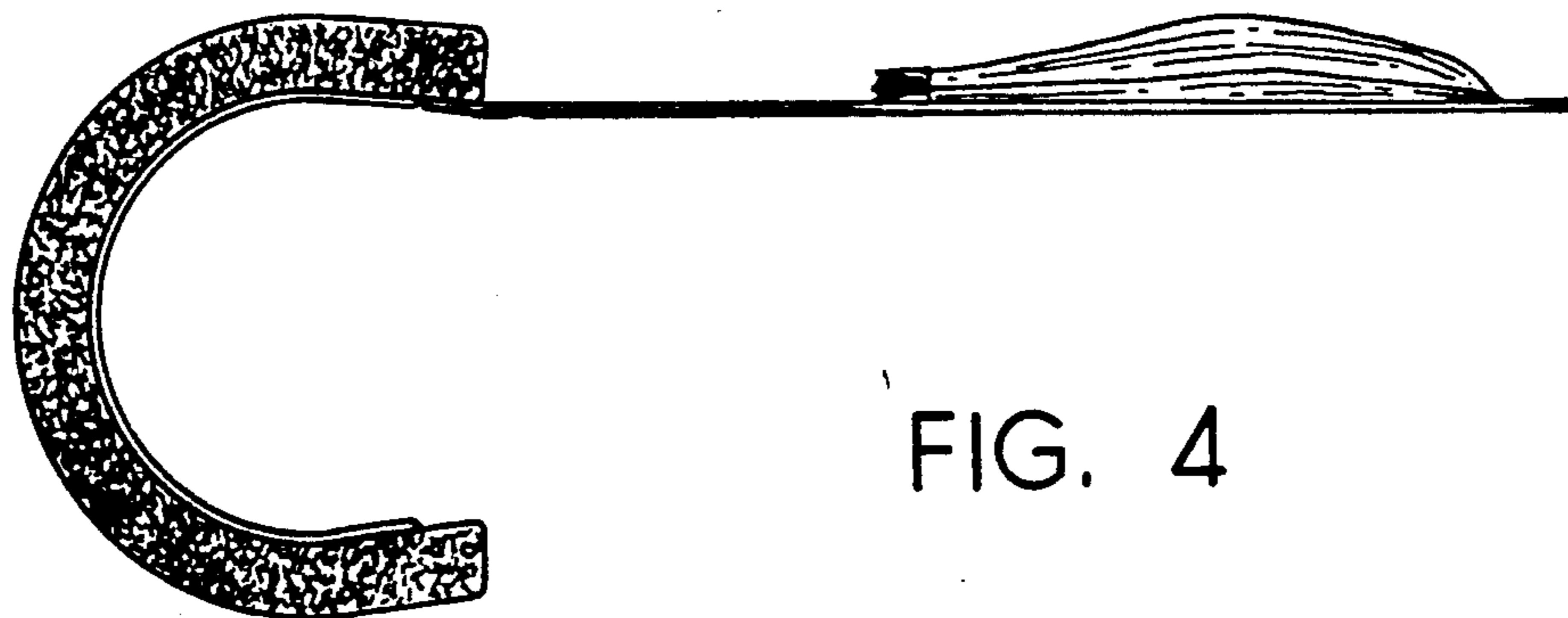


FIG. 4