



US00D329824S

United States Patent [19]
Francisco

[11] **Patent Number: Des. 329,824**

[45] **Date of Patent: ** Sep. 29, 1992**

[54] **COMBINED SIGNALLING LIGHT AND
POCKET CLIP THEREFOR**

4,176,273 11/1979 Fujie et al. 362/118
4,563,728 1/1986 Bruggeman et al. 362/118
4,812,068 3/1989 Seong 362/118

[75] **Inventor: Juan Francisco, New York, N.Y.**

[73] **Assignee: See See, Inc., New York, N.Y.**

[**] **Term: 14 Years**

[21] **Appl. No.: 641,108**

[22] **Filed: Jan. 11, 1991**

[52] **U.S. Cl. D10/104; D26/38**

[58] **Field of Search D10/104, 109, 111, 121;
D19/56, 35, 36, 41; 362/118, 103, 109; D26/38**

[56] **References Cited**

U.S. PATENT DOCUMENTS

D. 144,306	4/1946	Hallward	D10/104
D. 282,915	3/1986	Hartshorn	D10/111
2,467,608	4/1949	Bischof	362/118
2,588,559	3/1952	Needham	D26/38
2,979,602	4/1961	Barnett	362/118

Primary Examiner—Wallace R. Burke
Assistant Examiner—Marcus Jackson
Attorney, Agent, or Firm—Brumbaugh, Graves,
Donohue & Raymond

[57] **CLAIM**

An ornamental design for a combined signalling light and pocket clip therefor, as shown and described.

DESCRIPTION

FIG. 1 is a right side elevational view of a combined signalling light and pocket clip therefor showing my new design;

FIG. 2 is a front elevational view thereof;

FIG. 3 is a left side elevational view thereof;

FIG. 4 is an enlarged perspective view thereof;

FIG. 5 is a top plan elevational view thereof; and,

FIG. 6 is a bottom plan view thereof.






FIG. 1

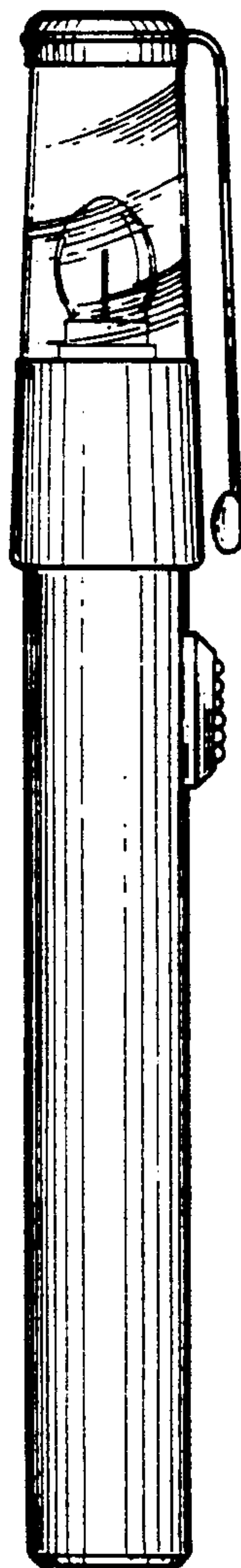


FIG. 2




FIG. 3



FIG. 4



FIG. 5



FIG. 6