



US00D329823S

**United States Patent** [19]  
**Francisco**

[11] **Patent Number: Des. 329,823**

[45] **Date of Patent: \*\* Sep. 29, 1992**

[54] **COMBINED PEN AND SIGNALLING LIGHT**

2,979,602	4/1961	Barnett .....	362/118
4,176,273	11/1979	Fujie et al. ....	362/118
4,812,068	3/1989	Seong .....	362/118

[75] **Inventor: Juan Francisco, New York, N.Y.**

[73] **Assignee: See See, Inc., New York, N.Y.**

*Primary Examiner*—Wallace R. Burke  
*Assistant Examiner*—Marcus Jackson  
*Attorney, Agent, or Firm*—Brumbaugh, Graves,  
Donohue & Raymond

[\*\*] **Term: 14 Years**

[21] **Appl. No.: 641,106**

[57] **CLAIM**

[22] **Filed: Jan. 11, 1991**

The ornamental design for a combined pen and signaling light, as shown and described.

[52] **U.S. Cl. .... D10/104; D26/38; D19/36**

**DESCRIPTION**


[58] **Field of Search .... D10/104, 109, 111, 121; D19/56, 35, 36, 41; 362/118, 103, 109; D26/38**

FIG. 1 is a right side elevational view of a combined pen and signalling light showing my new design; FIG. 2 is a front elevational view thereof; FIG. 3 is a left side elevational view thereof; FIG. 4 is an enlarged perspective view thereof; FIG. 5 is a top plan view thereof; and, FIG. 6 is a bottom plan view thereof.

[56] **References Cited**

**U.S. PATENT DOCUMENTS**

D. 144,306	4/1946	Hallward .....	D10/104
D. 238,587	1/1976	Howell .....	D10/109
2,467,608	4/1949	Bischof .....	362/118
2,588,559	3/1952	Needham .....	D26/38






FIG. 1

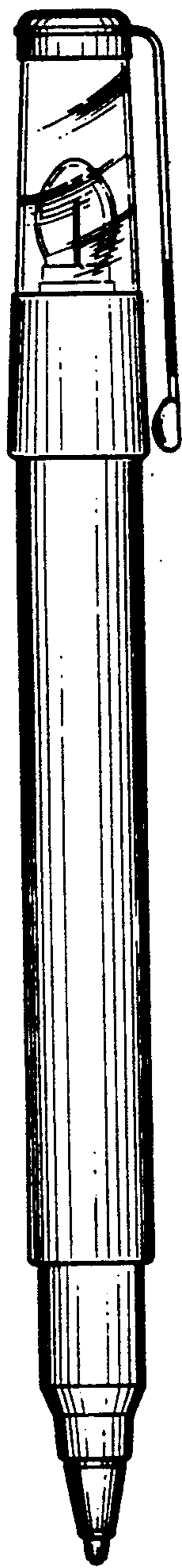


FIG. 2



FIG. 3




FIG. 4



FIG. 5



FIG. 6