



US00D329804S

# United States Patent [19]

[11] Patent Number: **Des. 329,804**

Dearwester

[45] Date of Patent: **\*\* Sep. 29, 1992**

[54] **COMBINED PACKAGE WITH PAPER ROLLS**

709363 5/1954 United Kingdom .

[75] Inventor: **Donald D. Dearwester**, Hamilton, Ohio

### OTHER PUBLICATIONS

Royal Pacific Co., Spill Proff Spool Holder. Woman's Day. Jul. 1952, p. 33.

[73] Assignee: **The Procter & Gamble Company**, Cincinnati, Ohio

*Primary Examiner*—Bernard Ansher  
*Assistant Examiner*—Prabhakar Deshmukh  
*Attorney, Agent, or Firm*—T. H. O'Flaherty; E. L. Hughett; K. C. Johnson

[\*\*] Term: **14 Years**

[21] Appl. No.: **606,645**

### [57] CLAIM

[22] Filed: **Oct. 31, 1990**

The ornamental design for a combined package with paper rolls, as shown and described.

[52] U.S. Cl. .... **D9/341**

[58] Field of Search ..... D9/341-348, D9/433; 206/389-397, 412; D3/23, 24, 25

### DESCRIPTION

### [56] References Cited

#### U.S. PATENT DOCUMENTS

- D. 161.036 11/1950 Norriss ..... D9/341
- D. 163.226 5/1951 Renwick ..... D3/23
- 3.460.671 8/1969 Harm ..... 206/391
- 4.195.732 4/1980 Bell ..... 206/391
- 4.199.078 4/1980 Ramirez ..... 206/391 X
- 4.762.061 8/1988 Watanabe et al. .... 100/35
- 4.765.474 8/1988 James ..... 206/391
- 4.886.167 12/1989 Dearwester ..... 206/389

#### FOREIGN PATENT DOCUMENTS

- 127258 5/1990 Japan ..... 206/391

FIG. 1 is a front elevational view of a combined package with paper rolls showing my new design; the rear elevational view being a mirror image thereof;

FIG. 2 is a top plan view thereof;

FIG. 3 is a bottom plan view thereof;

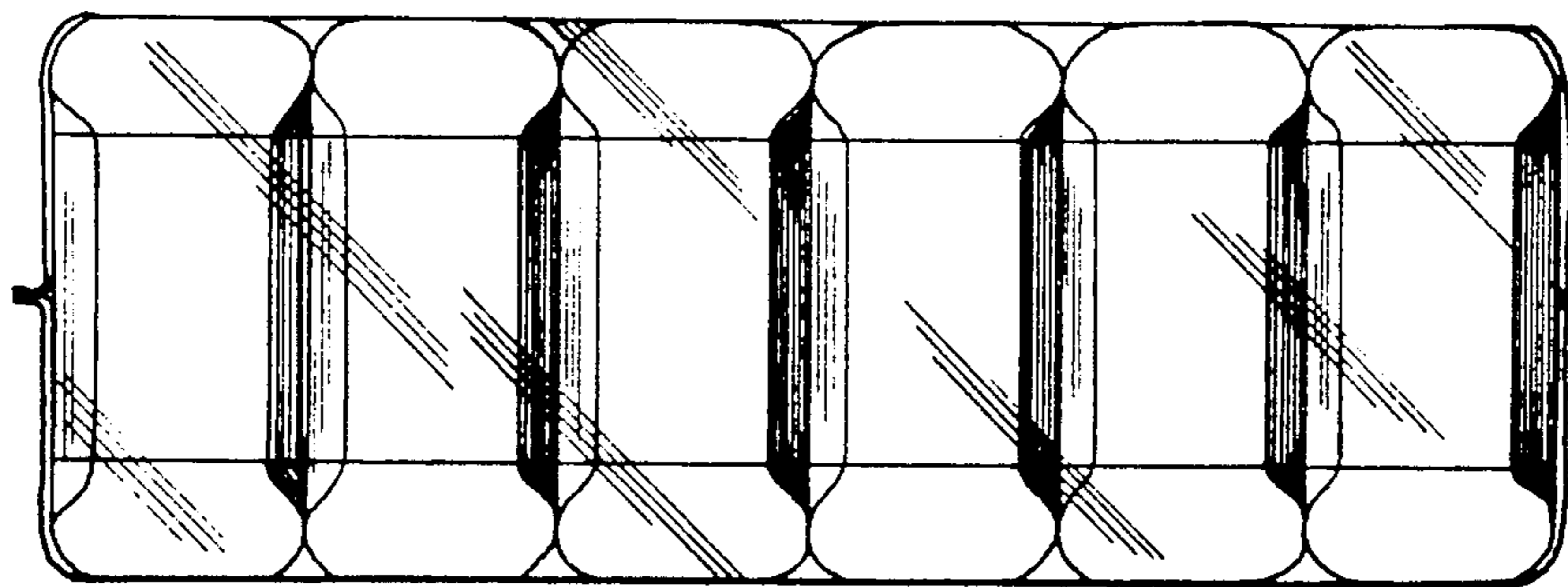
FIG. 4 is a right side elevational view thereof; the left side elevational view being a mirror image thereof;

FIG. 5 is a front elevational view of a second embodiment of FIG. 1; the rear elevational view being a mirror image thereof;

FIG. 6 is a top plan view of FIG. 5;

FIG. 7 is a bottom plan view of FIG. 5; and,

FIG. 8 is a right side elevational view of FIG. 5; the left side elevational view being a mirror image thereof.



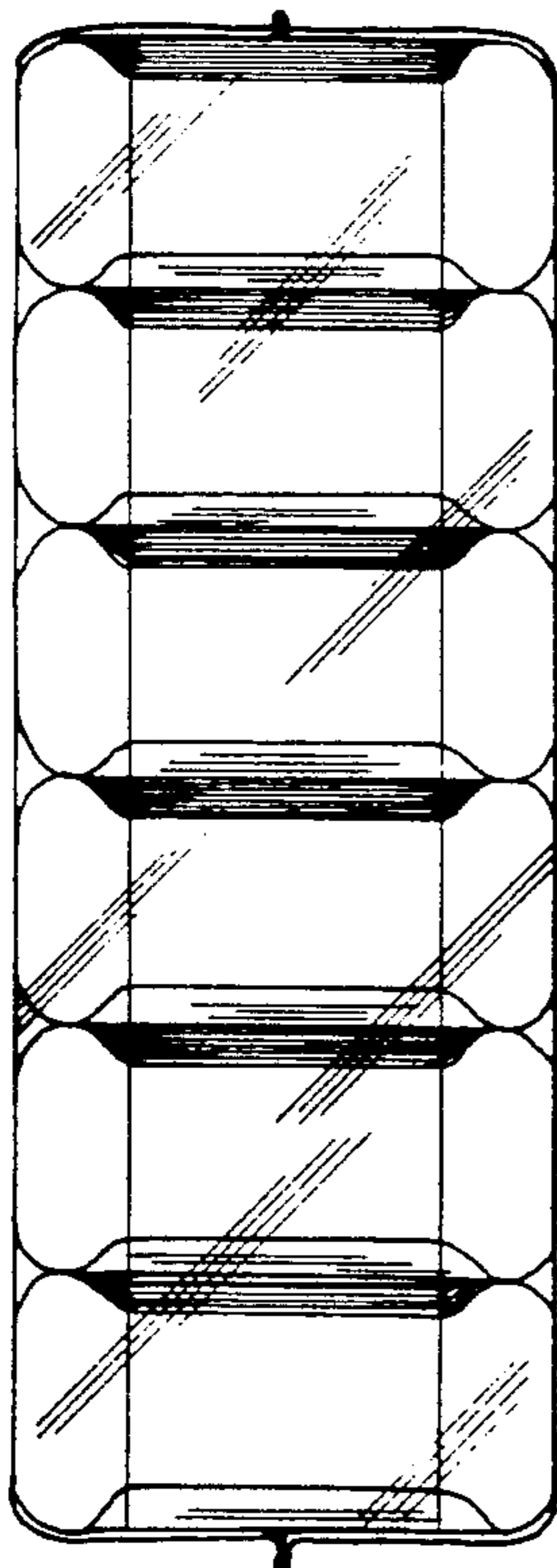


FIG. 2




FIG. 1

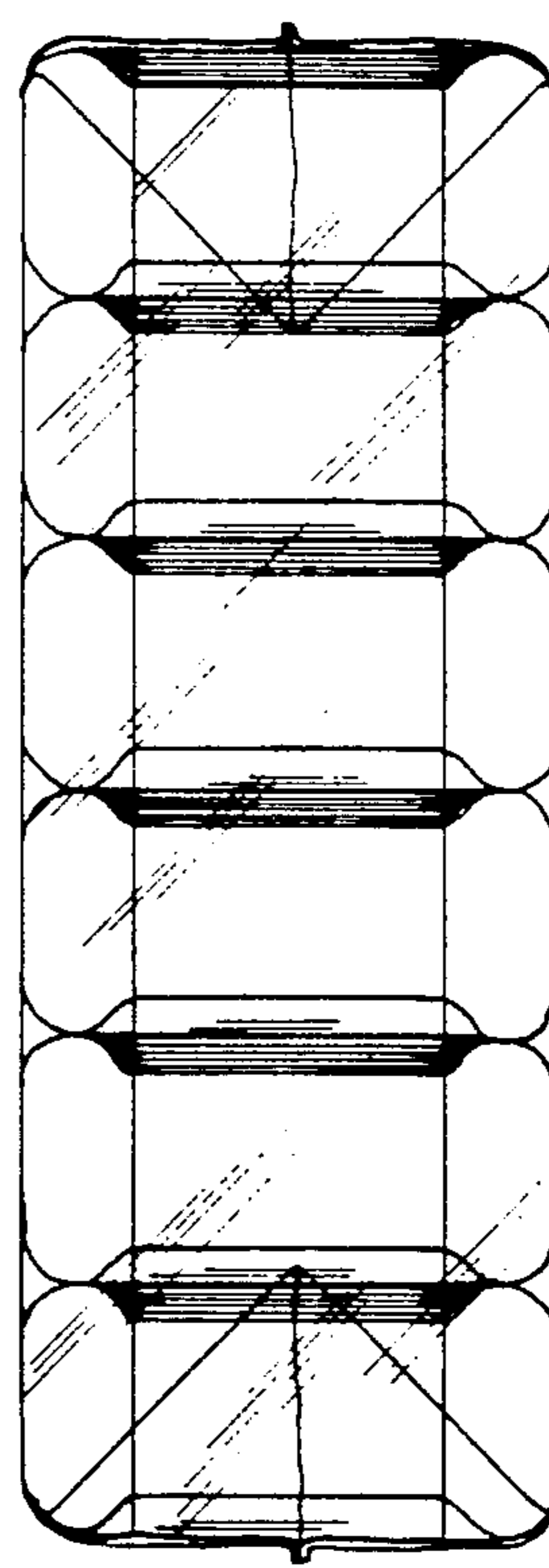


FIG. 3

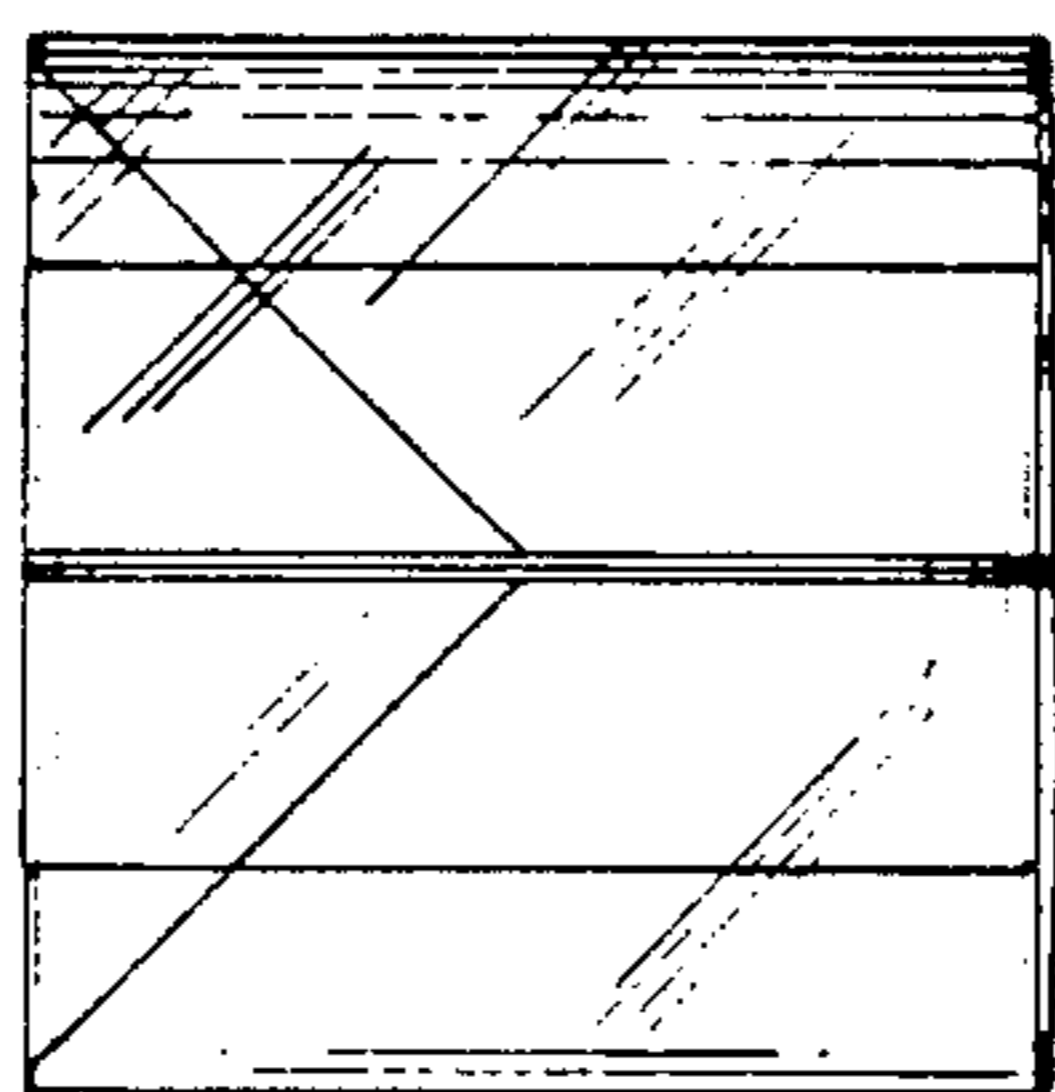


FIG. 4

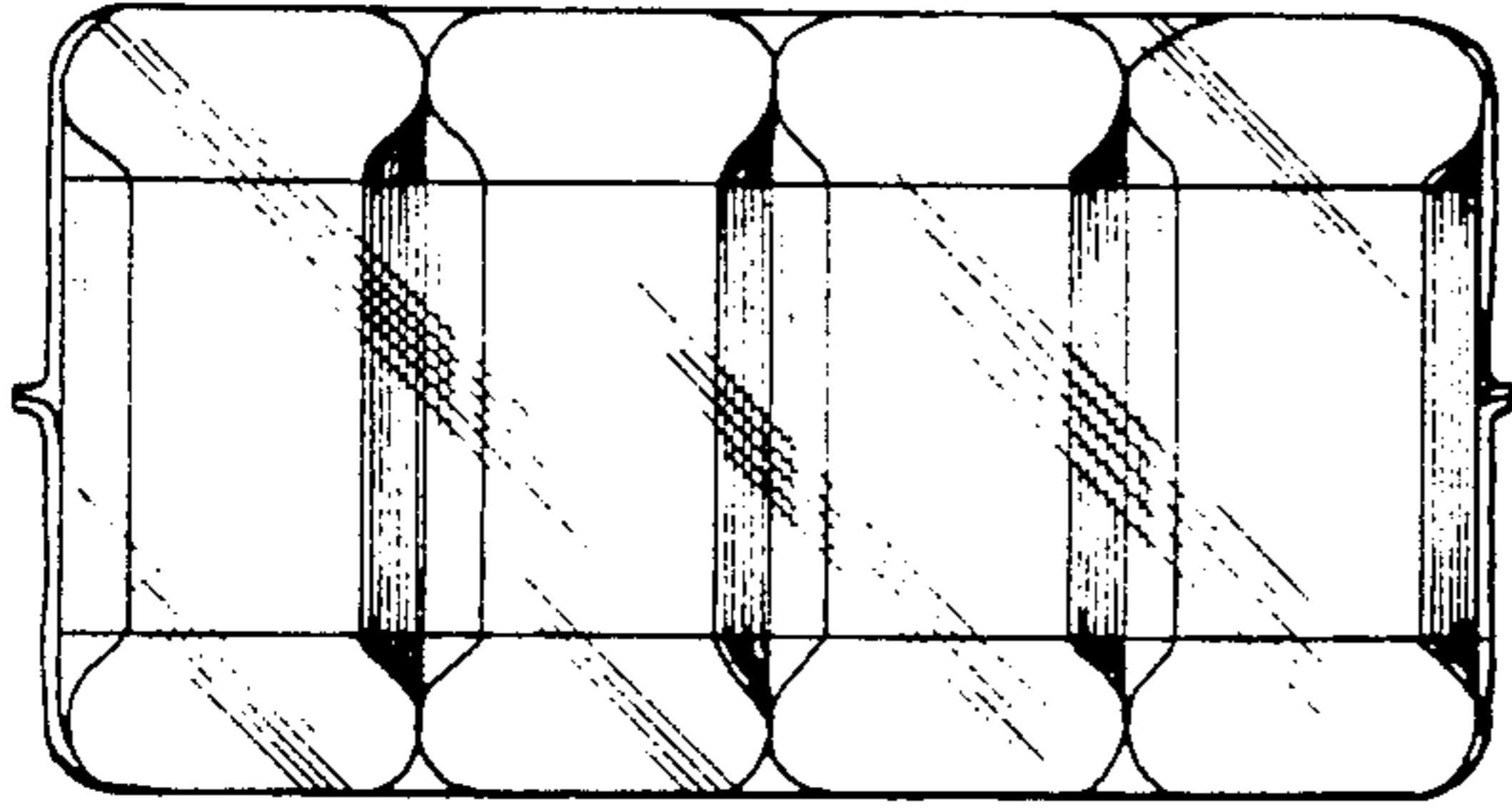


FIG. 6




FIG. 5




FIG. 8

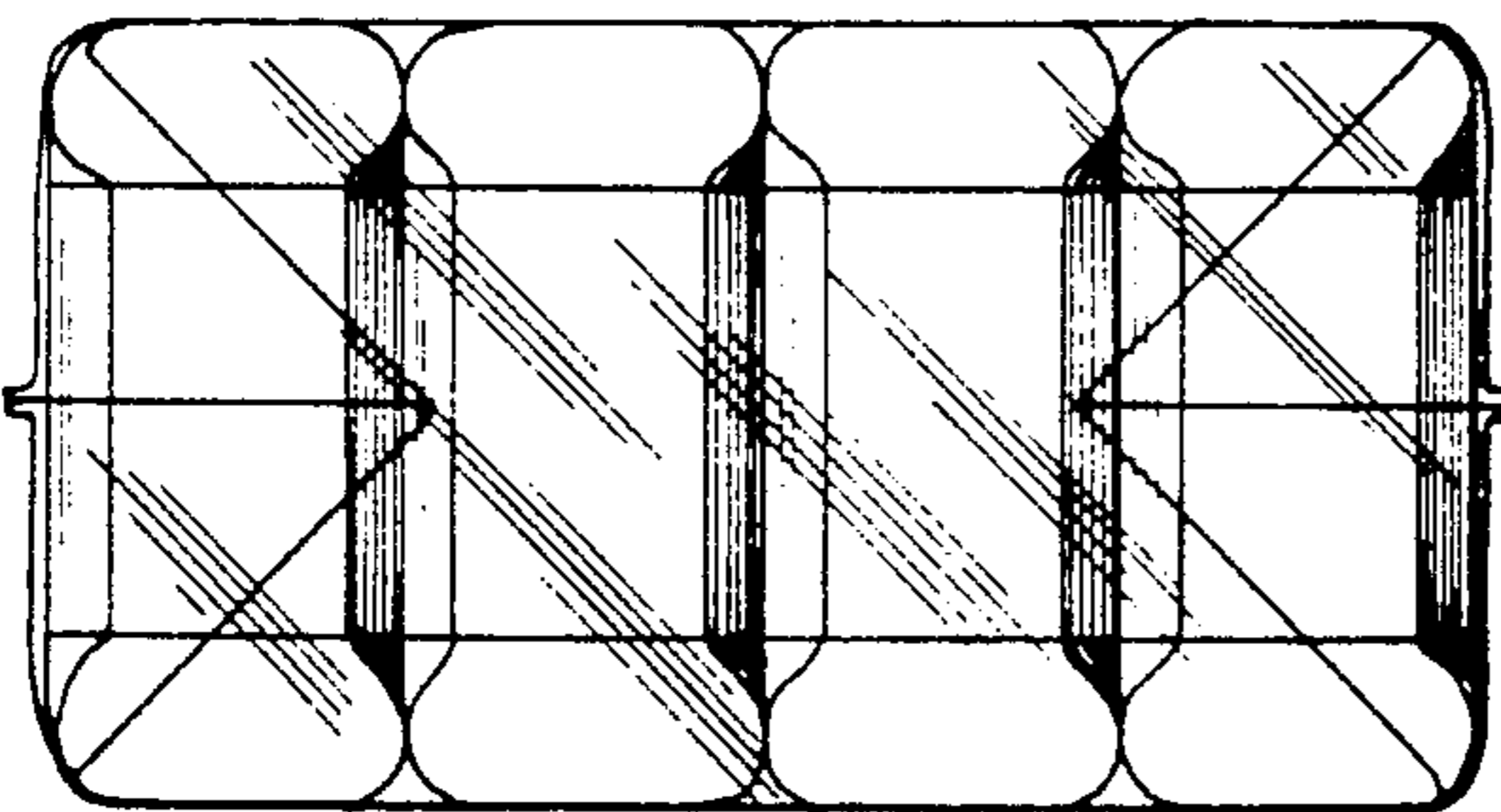


FIG. 7