



US00D329791S

# United States Patent [19] Chi

[11] Patent Number: **Des. 329,791**  
[45] Date of Patent: **\*\* Sep. 29, 1992**

[54] **STAPLER**

[76] Inventor: **William H. N. Chi**, No. 32,  
Kwangcheng Rd., Tali Hsiang,  
Taichung Hsien, Taiwan

[\*\*] Term: **14 Years**

[21] Appl. No.: **765,718**

[22] Filed: **Sep. 26, 1991**

[52] U.S. Cl. .... **D8/50**

[58] Field of Search ..... **D8/49, 50; 227/127,  
227/128, 131, 134**

[56] **References Cited**

**U.S. PATENT DOCUMENTS**

D. 117,110	10/1939	Obstfeld	.....	D8/50
D. 214,347	6/1969	Power	.....	D8/49
D. 296,071	6/1988	Chi	.....	D8/49
D. 296,183	6/1988	Chi	.....	D8/49
2,857,595	10/1958	Marano	.....	227/128

**OTHER PUBLICATIONS**

Office Products 1978, p. 97, #412.  
U.S. Gov't Office and Furnishing Supply Catalog 1981,  
#41200 and #44-12.  
Office Products 1978, p. 9, #H-30LR16.

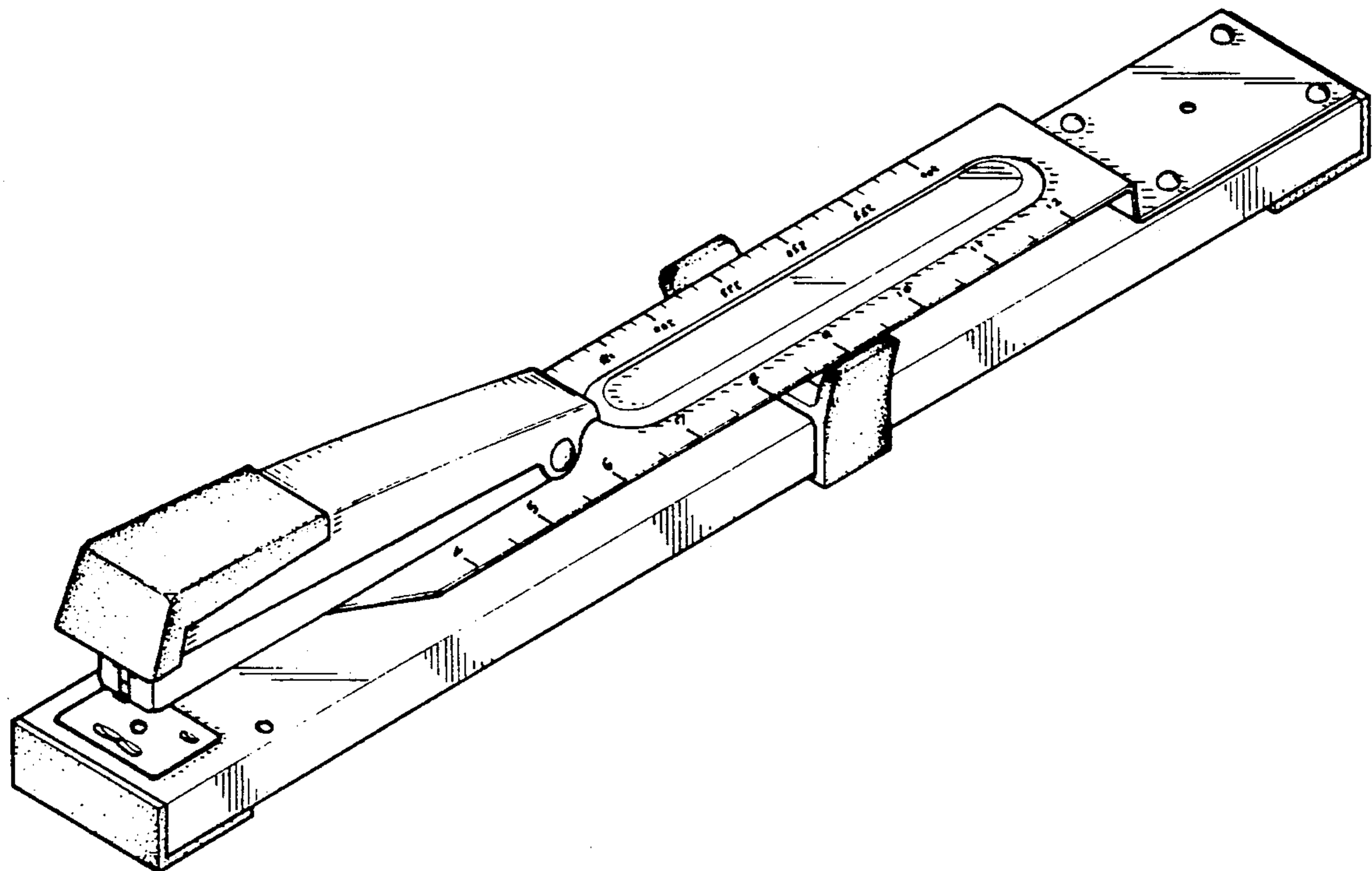
*Primary Examiner*—Bernard Ansher  
*Assistant Examiner*—R. Barkai  
*Attorney, Agent, or Firm*—Morton J. Rosenberg; David  
I. Klein

[57] **CLAIM**

The ornamental design for a stapler, as shown and de-  
scribed.

**DESCRIPTION**

FIG. 1 is a perspective view of a stapler showing my  
design;  
FIG. 2 is a front elevational view thereof;  
FIG. 3 is a rear elevational view thereof;  
FIG. 4 is a top plan view thereof;  
FIG. 5 is a bottom plan view thereof;  
FIG. 6 is a left side elevational view thereof; and,  
FIG. 7 is a right side elevational view thereof.



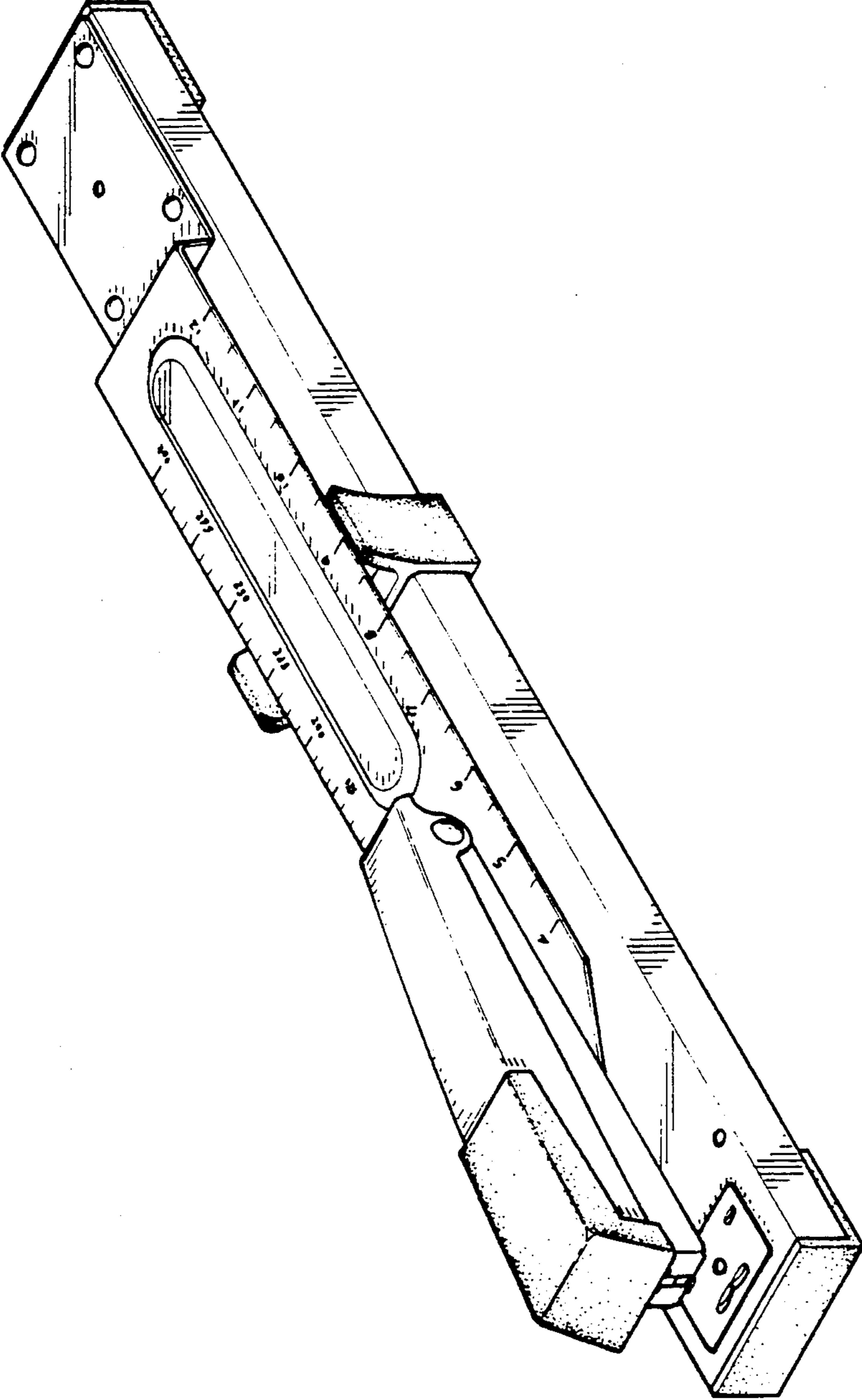


FIG. 1

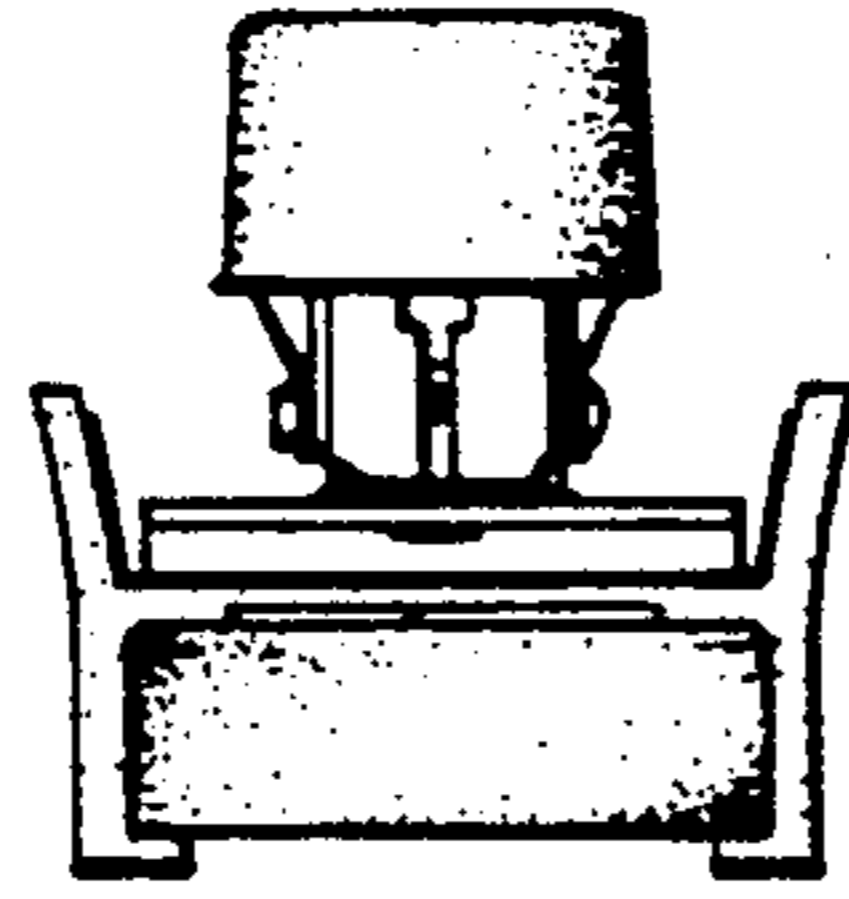


FIG. 2




FIG. 3

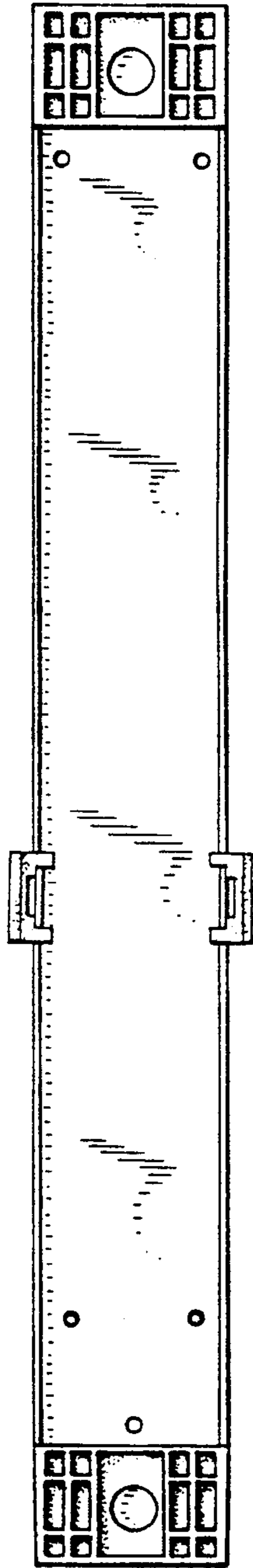


FIG. 5

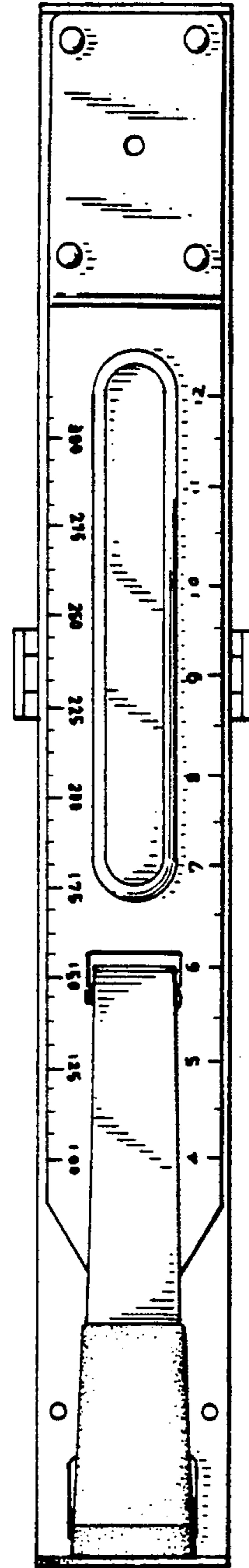


FIG. 4




FIG. 6




FIG. 7