



US00D329785S

United States Patent [19]

[11] Patent Number: **Des. 329,785**

Colonello

[45] Date of Patent: **** Sep. 29, 1992**

[54] SAND RAKE HEAD

[76] Inventor: **Alexander Colonello, 2756 Assiniboine Ave., Winnipeg, Manitoba, Canada, R3J 0B1**

[**] Term: **14 Years**

[21] Appl. No.: **516,825**

[22] Filed: **Apr. 23, 1990**

[52] U.S. Cl. **D8/13**

[58] Field of Search **D8/1, 6; 56/400.01, 56/400.04, 400.2; D4/135, 136, 199; D32/50-52**

[56] **References Cited**

U.S. PATENT DOCUMENTS

D. 140,238	2/1945	Bellstaedt	D4/199
D. 198,699	7/1964	Hill	D8/13
D. 222,900	2/1972	Derian	D4/136
D. 284,897	7/1986	Rubio	D32/51 X
D. 297,275	8/1988	Cook	D32/50 X
D. 308,741	6/1990	Tsukamoto	D32/51
D. 310,619	9/1990	Schade	D8/13
465,919	12/1891	Browne	56/400.01
2,697,905	12/1954	Moriarty	56/400.01
3,037,229	6/1962	Anderson	D32/50 X
4,741,150	5/1988	Saskun .	

FOREIGN PATENT DOCUMENTS

345301	12/1921	Fed. Rep. of Germany ...	56/400.01
164369	4/1949	Fed. Rep. of Germany ...	56/400.01
216009	5/1924	United Kingdom	56/400.01

OTHER PUBLICATIONS

Green River Tools Spring 1986, p. 27, Hayrake, item A at top of page.

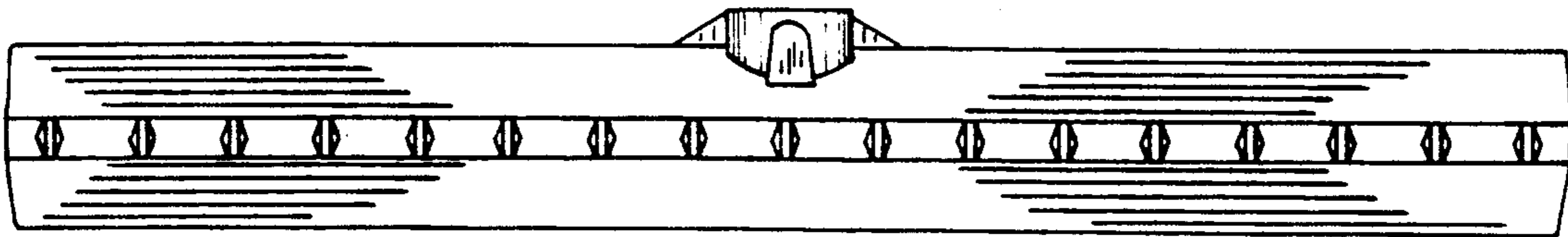
Primary Examiner—Wallace R. Burke
Assistant Examiner—H. Baynham
Attorney, Agent, or Firm—Murray E. Thrift; Adrian D. Battison; Stanley G. Ade

[57] CLAIM

The ornamental design for a sand rake head, as shown and described.

DESCRIPTION

FIG. 1 is a right side elevational view of a sand rake head showing my new design;
FIG. 2 is a top plan view thereof;
FIG. 3 is a front elevational view thereof;
FIG. 4 is a bottom plan view thereof;
FIG. 5 is a rear elevational view thereof; and,
FIG. 6 is a perspective view thereof with broken lines indicating a rake handle being for illustrative purposes only and forming no part of the claimed design.



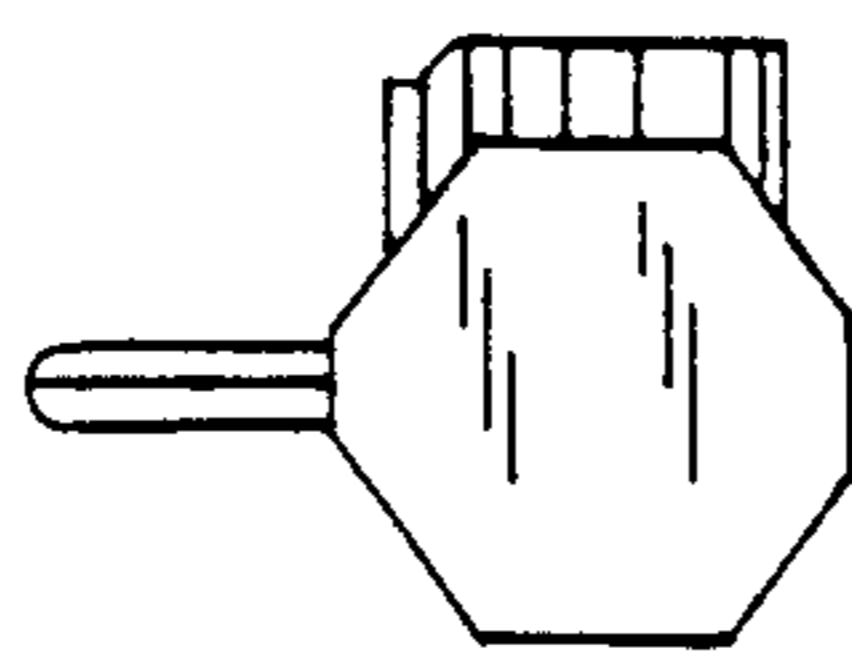


FIG. 1




FIG. 2

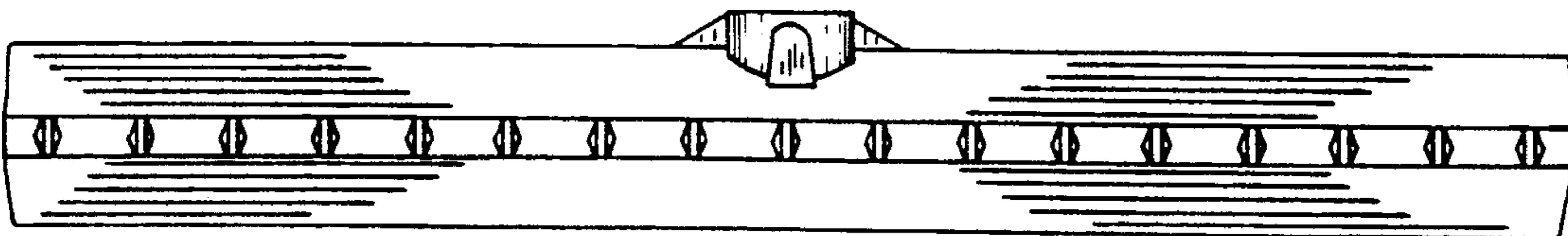


FIG. 3

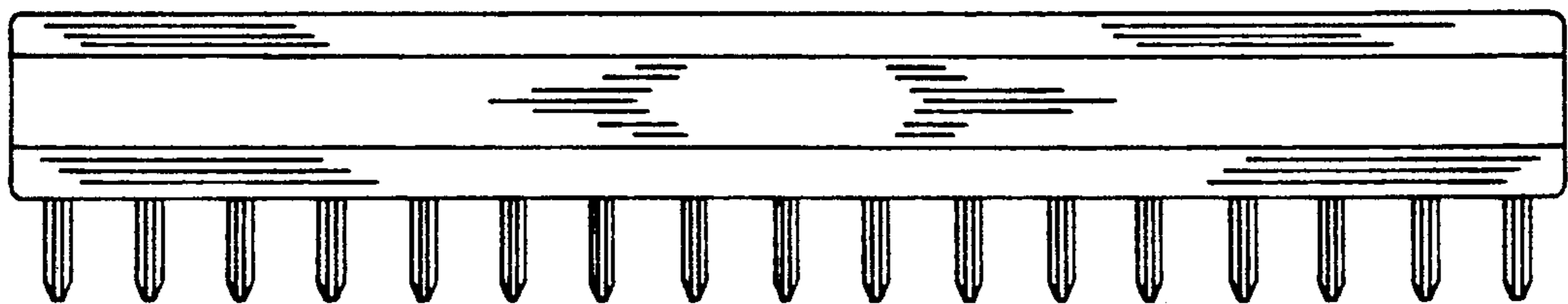


FIG. 4

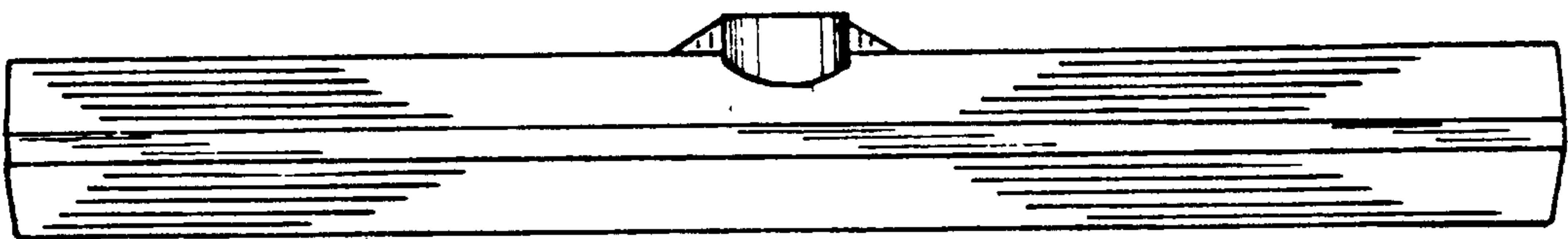


FIG. 5

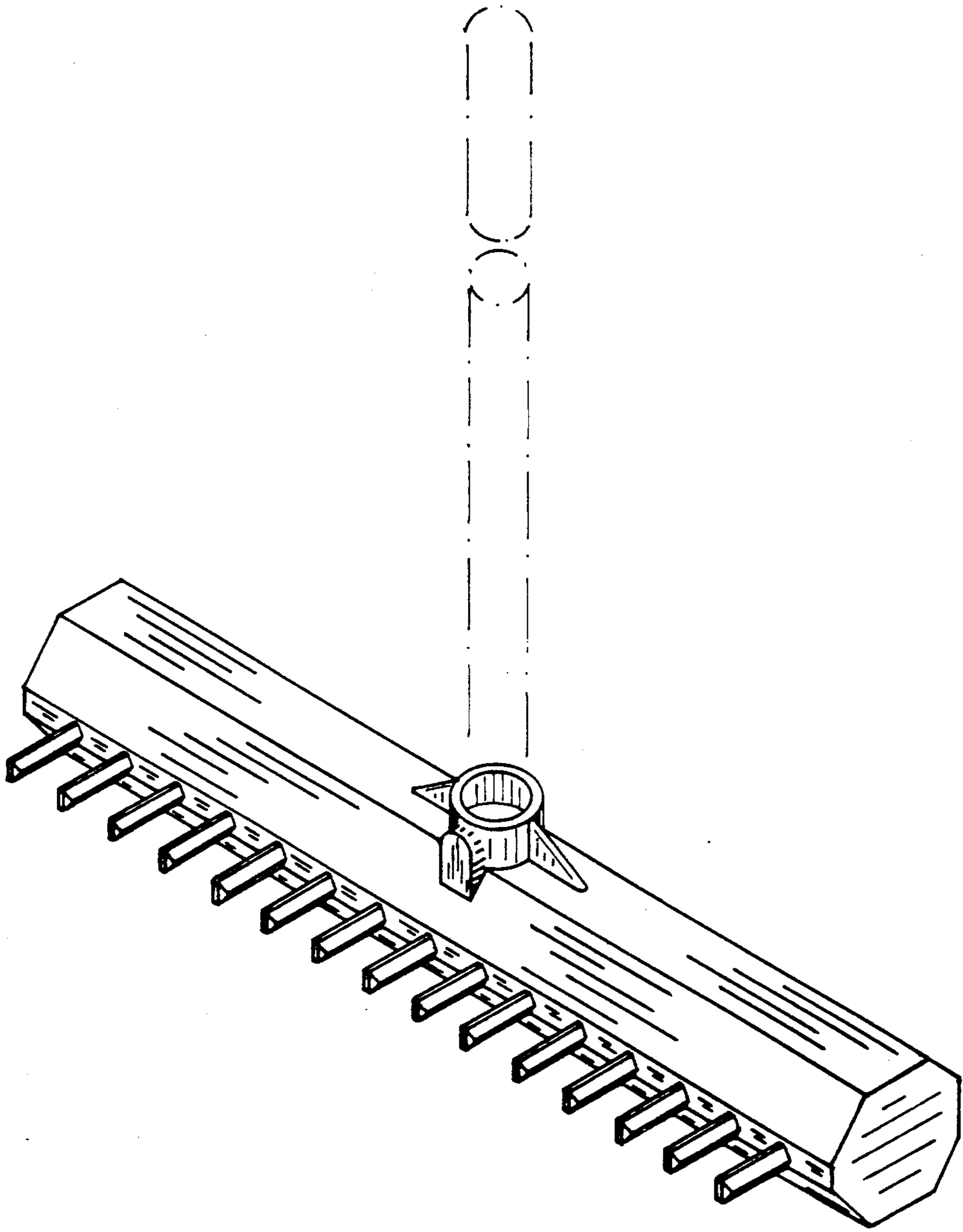


FIG. 6