



US00D329780S

# United States Patent [19] Piret

[11] Patent Number: **Des. 329,780**

[45] Date of Patent: **\*\* Sep. 29, 1992**

[54] MICROWAVE OVEN  
[76] Inventor: **Philippe Piret**, 1876, route de  
Bretteville, F-14123 IFS, France

D. 302,927 8/1989 Yoshida ..... D7/351  
D. 304,411 11/1989 Yoo ..... D7/351  
D. 304,542 11/1989 Yoo ..... D7/351  
D. 312,553 12/1990 Komar ..... D7/351  
D. 318,396 7/1991 Jung ..... D7/351

[\*\*] Term: **14 Years**  
[21] Appl. No.: **690,803**  
[22] Filed: **Apr. 24, 1991**



*Primary Examiner*—A. Hugo Word  
*Assistant Examiner*—Ruth McInroy  
*Attorney, Agent, or Firm*—Young & Thompson

[30] Foreign Application Priority Data  
Oct. 26, 1990 [FR] France ..... 90 6718  
[52] U.S. Cl. .... **D7/351**  
[58] Field of Search ..... D7/339, 347-351;  
126/19 M, 20, 20.1, 21 A, 273 R, 273 A, 273.5,  
274, 275 R, 275 E; 219/386, 391, 400-402, 405,  
412, 10.55 R, 10.55 A, 10.55 B, 10.55 C, 10.55  
D, 10.55 F

[57] **CLAIM**  
The ornamental design for a microwave oven, as shown  
and described.

[56] **References Cited**  
**U.S. PATENT DOCUMENTS**  
D. 293,540 1/1988 Choi ..... D7/351  
D. 297,392 8/1988 Han ..... D7/351

**DESCRIPTION**  
FIG. 1 is a front, top and side perspective view of a  
microwave oven showing my new design;  
FIG. 2 is a front elevational view thereof;  
FIG. 3 is a left side elevational view thereof;  
FIG. 4 is a right side elevational view thereof;  
FIG. 5 is a rear elevational view thereof;  
FIG. 6 is a top plan view thereof;  
FIG. 7 is a bottom plan view thereof; and,  
FIG. 8 is a front, top and side perspective view thereof  
with the door in an open position.



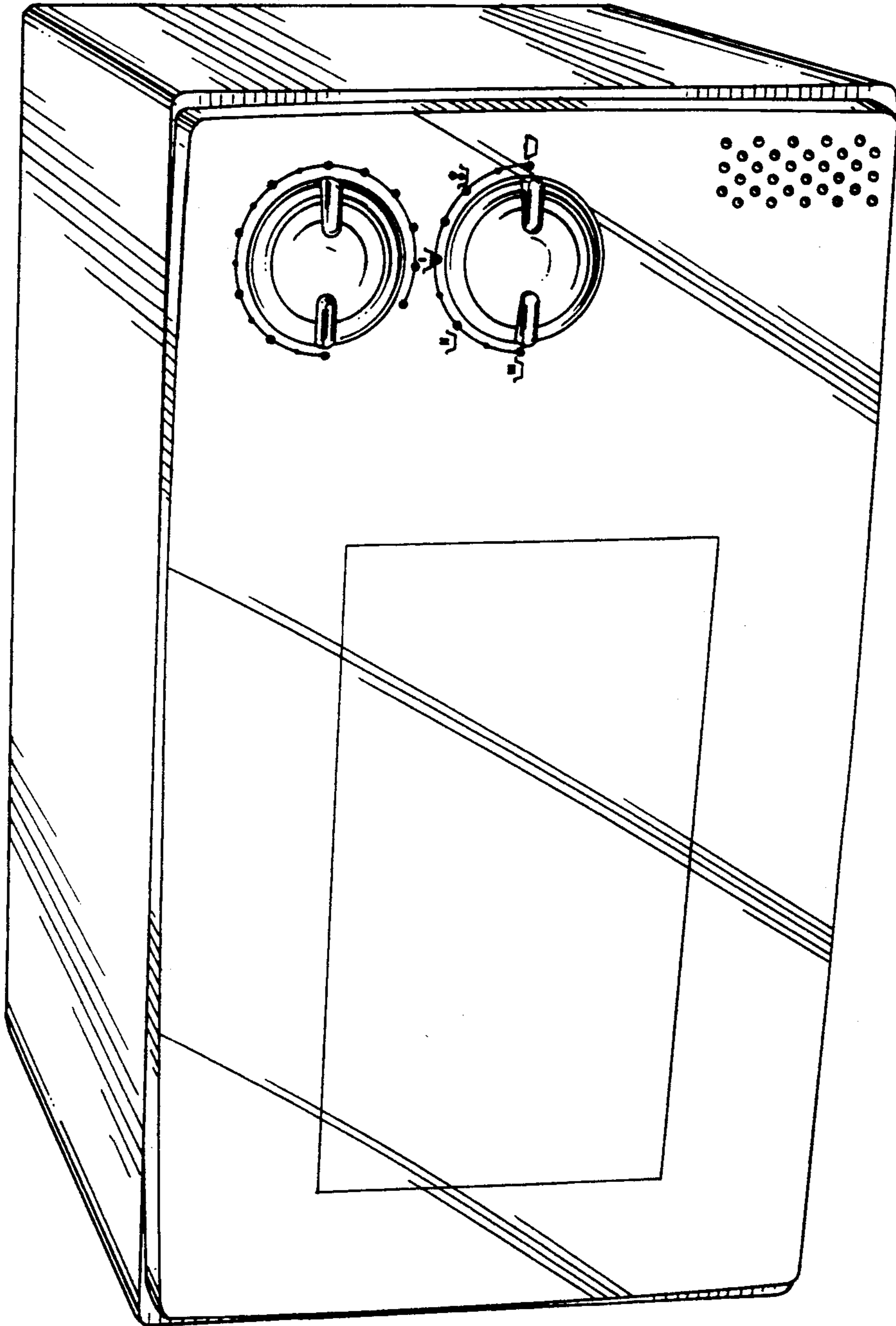


FIG. 1

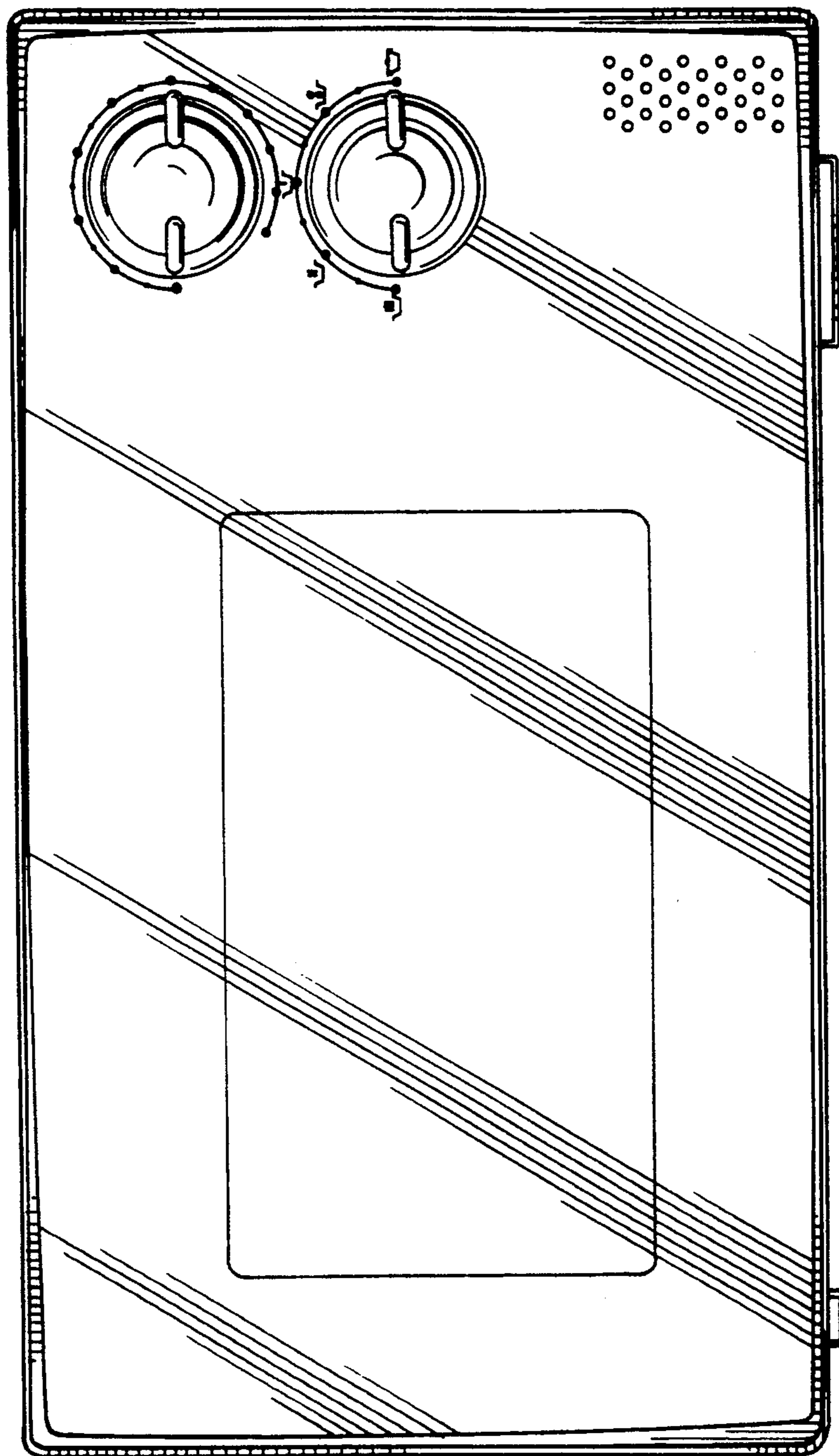


FIG. 2




FIG. 3




FIG. 4

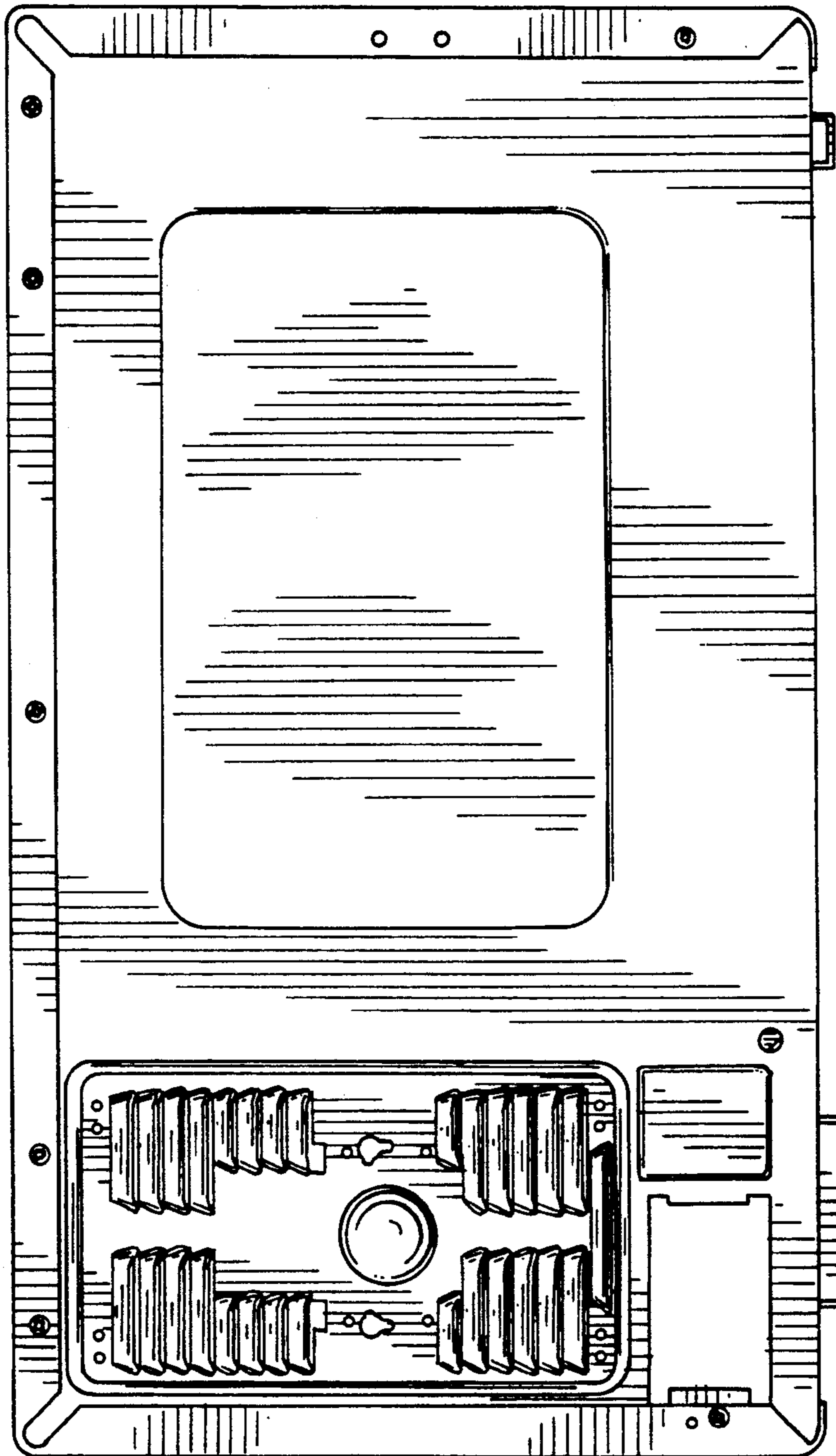


FIG. 5




FIG. 6

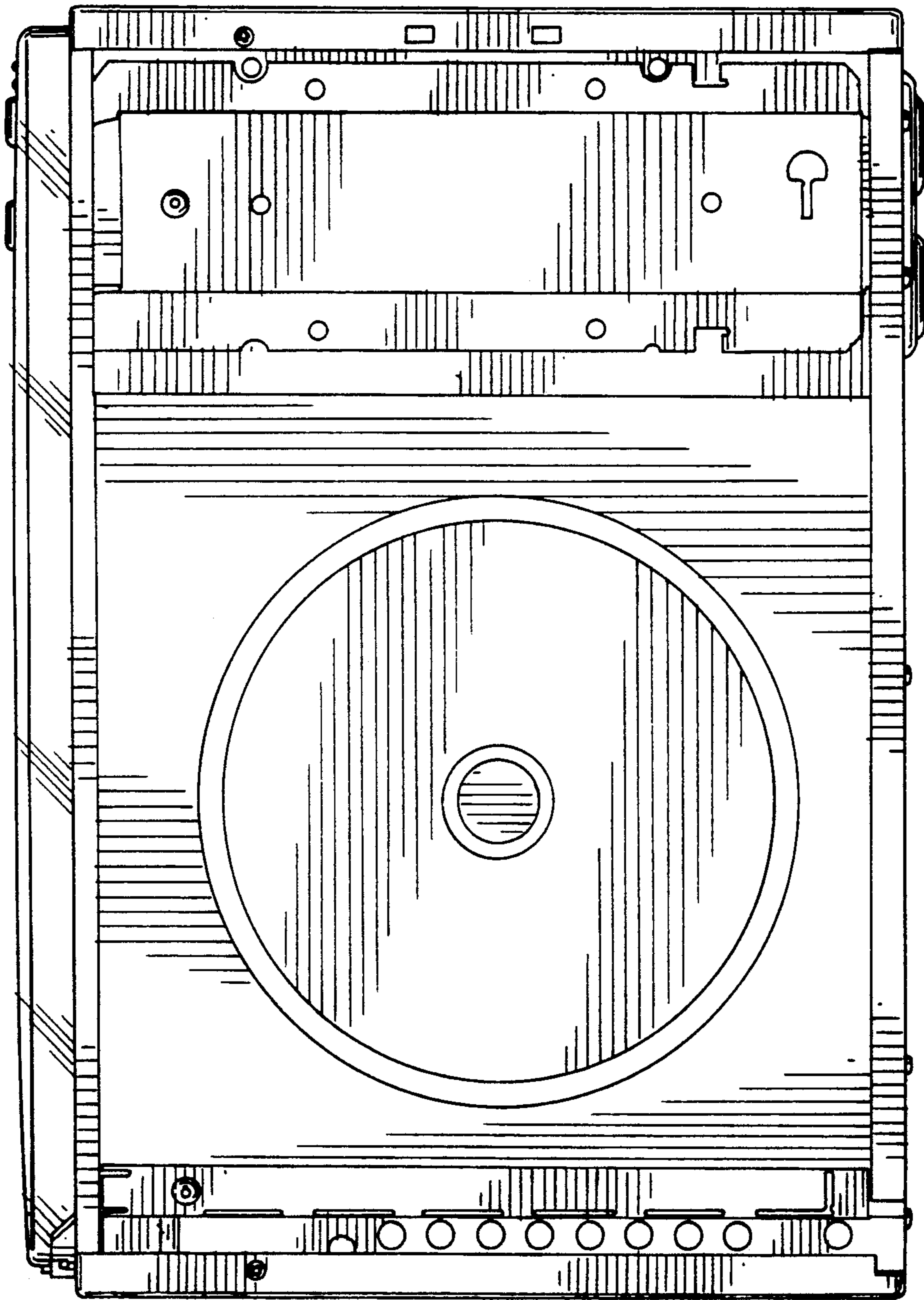


FIG. 7



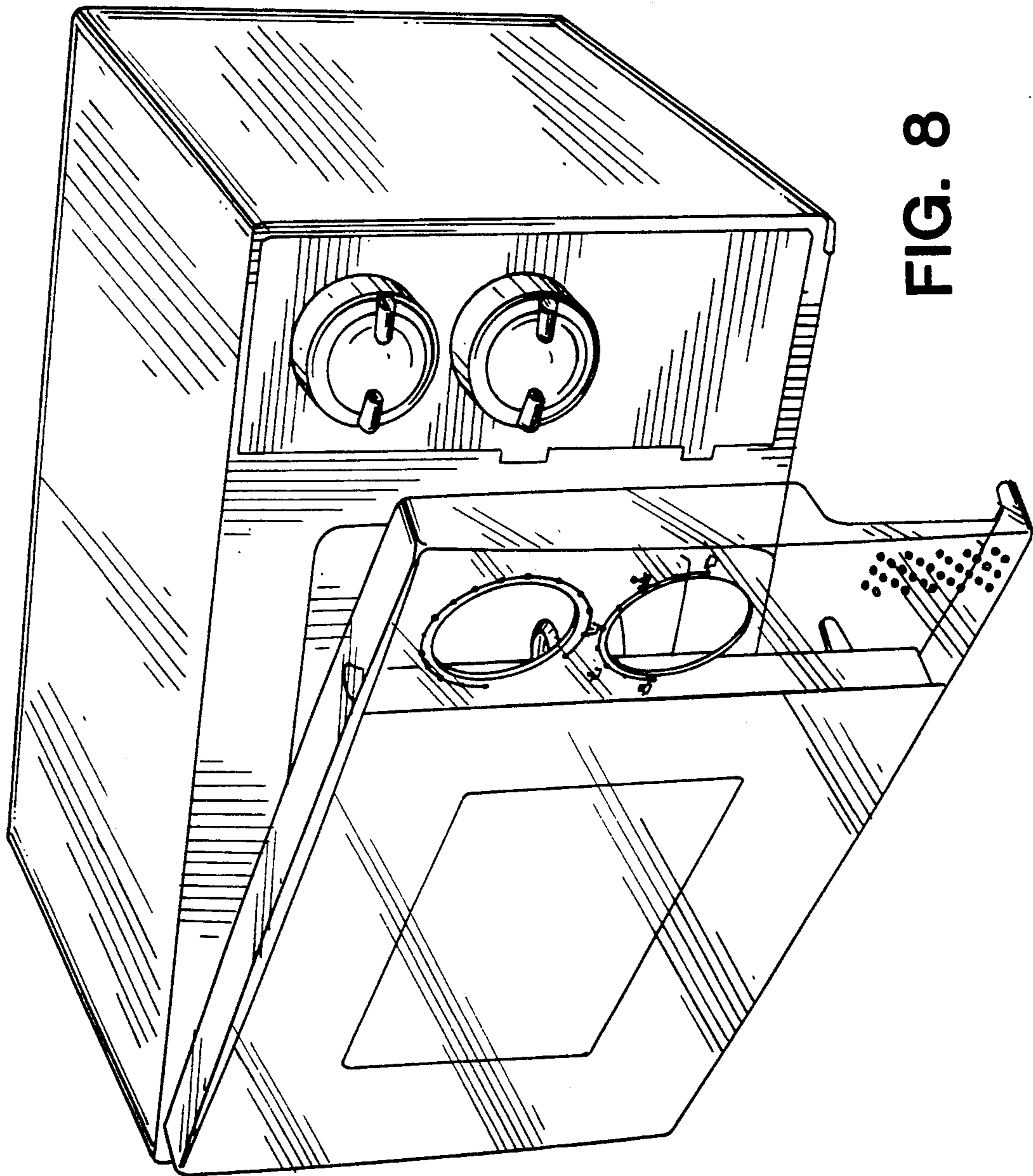


FIG. 8