



US00D329779S

United States Patent [19] Piret

[11] Patent Number: **Des. 329,779**

[45] Date of Patent: **** Sep. 29, 1992**

[54] MICROWAVE OVEN

[56] References Cited

U.S. PATENT DOCUMENTS

[75] Inventor: **Philippe Piret, Cormelles-Le-Royal, France**

D. 293,540	1/1988	Choi	D7/351
D. 297,392	8/1988	Han	D7/351
D. 302,927	8/1989	Yoshida	D7/351
D. 304,411	11/1989	Yoo	D7/351
D. 304,542	11/1989	Yoo	D7/351
D. 312,553	12/1990	Komar	D7/351
D. 318,396	7/1991	Jung	D7/351

[73] Assignee: **Moulinex Societe Anonyme, Bagnolet, France**

[**] Term: **14 Years**

*Primary Examiner—A. Hugo Word
Attorney, Agent, or Firm—Young & Thompson*

[21] Appl. No.: **580,872**

[57] **CLAIM**

The ornamental design for a microwave oven, as shown.

[22] Filed: **Sep. 11, 1990**

DESCRIPTION


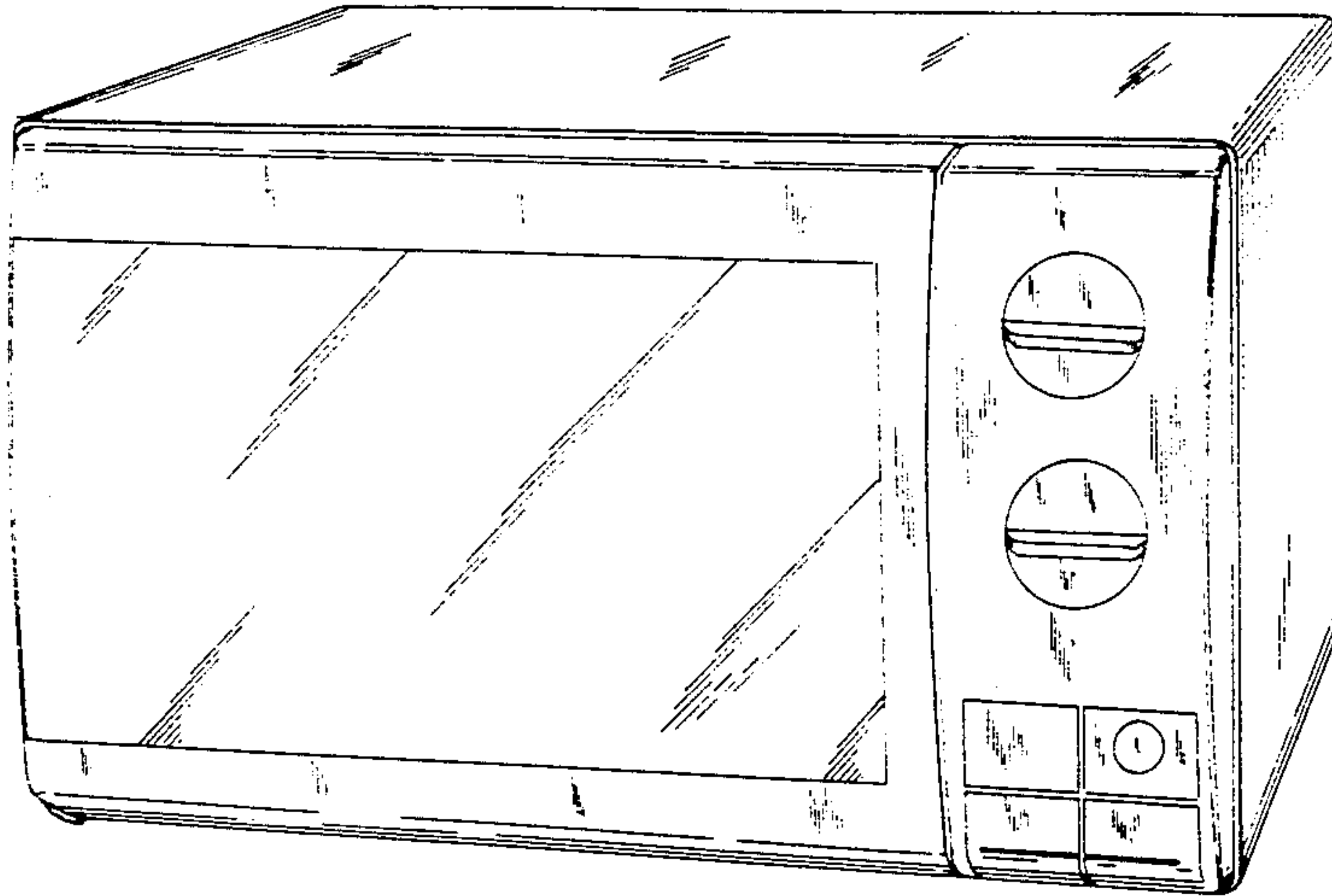
[30] Foreign Application Priority Data

May 2, 1990 [FR] France 90 2841

[52] U.S. Cl. **D7/351**

[58] Field of Search D7/339, 347-351;
126/19 M. 20, 20.1, 21 A, 273 R, 273 A, 273.5,
274, 275 R, 275 E; 219/386,391, 400-402, 405,
412, 10.55 R, 10.55 A, 10.55 B, 10.55 C, 10.55
D, 10.55 F

FIG. 1 is a front, top and side perspective view of a microwave oven showing my new design;
FIG. 2 is a front elevational view thereof;
FIG. 3 is a right side elevational view thereof;
FIG. 4 is a left side elevational view thereof;
FIG. 5 is a rear elevational view thereof;
FIG. 6 is a top plan view thereof; and,
FIG. 7 is a bottom plan view thereof.






FIG. 1

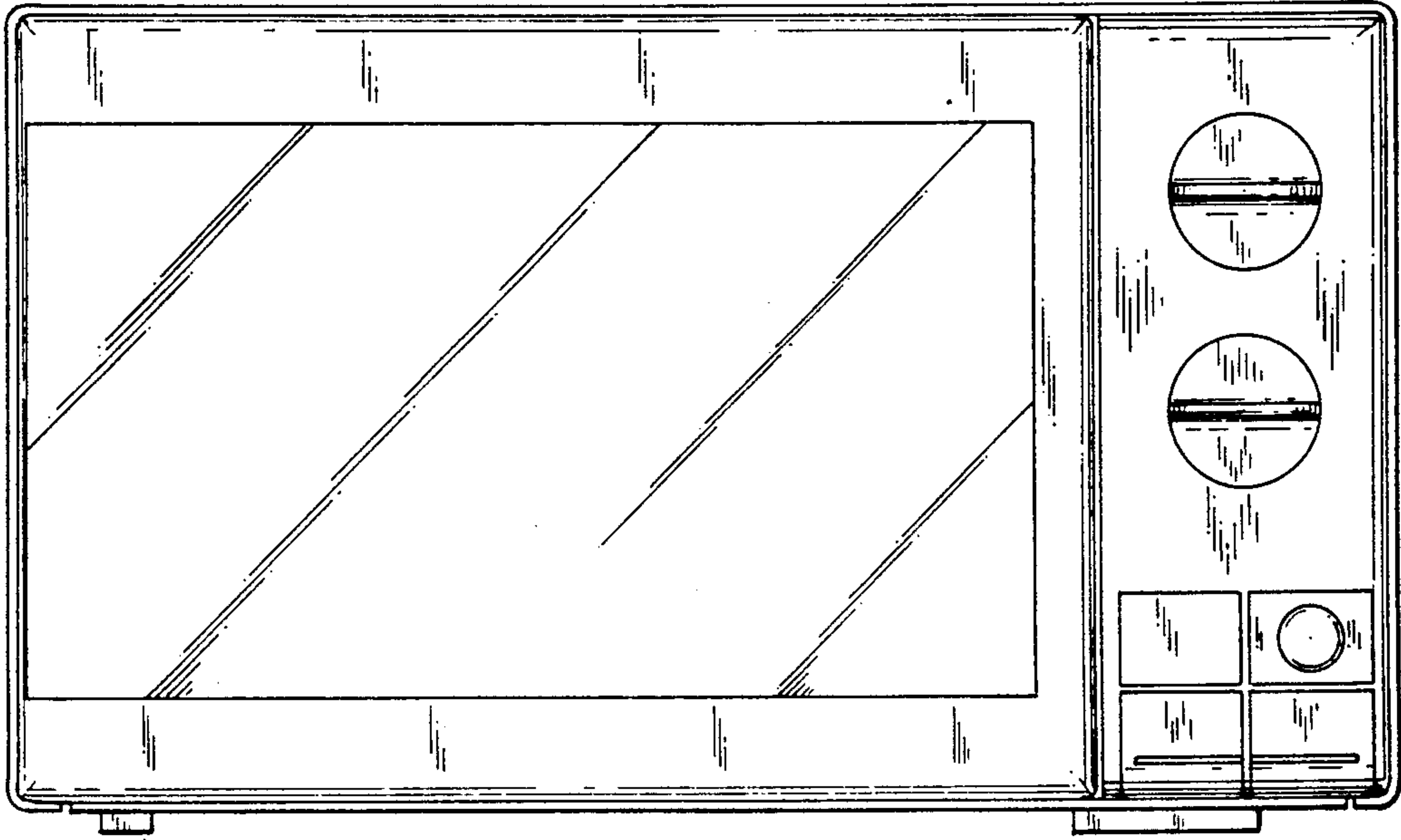


FIG. 2

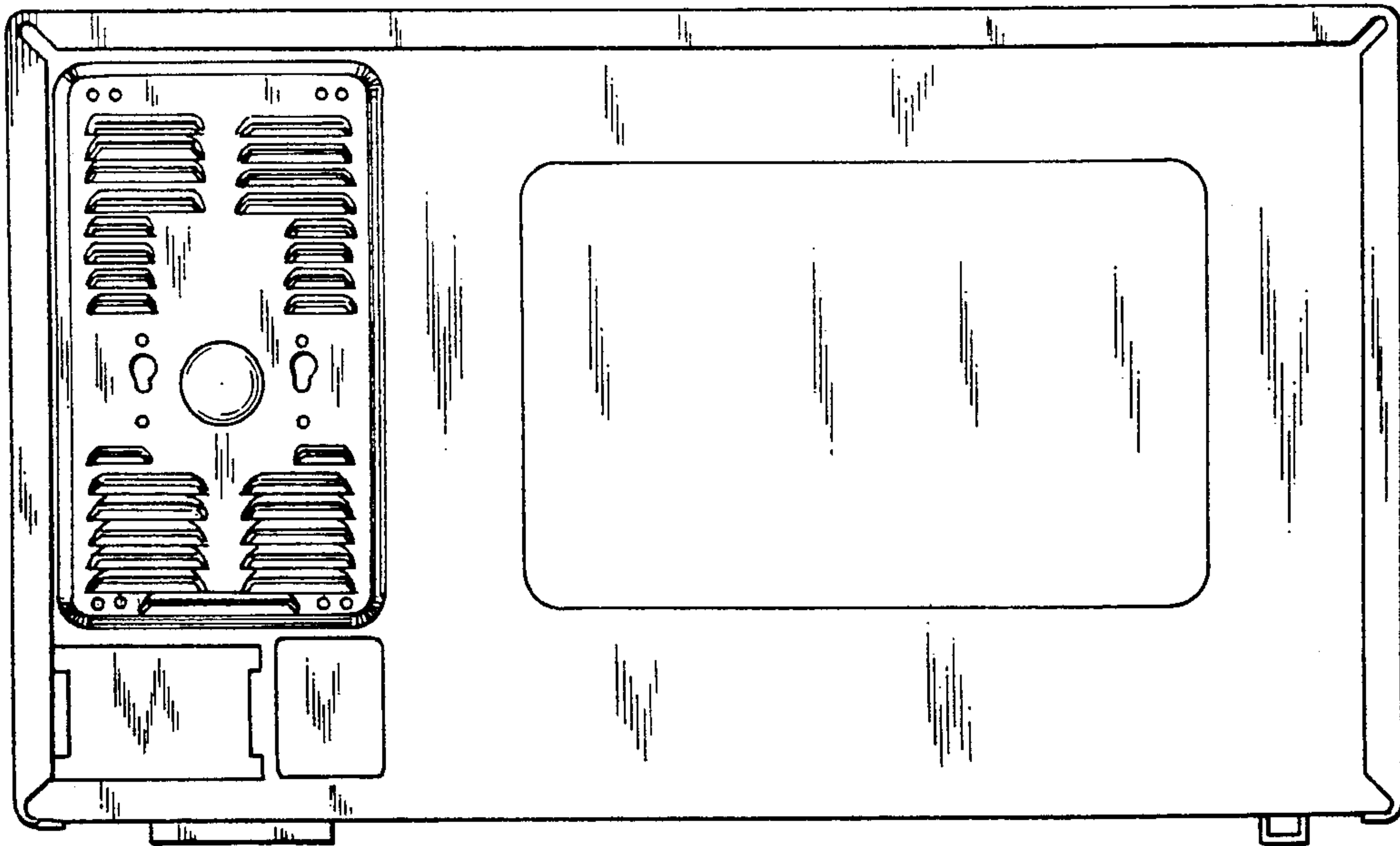


FIG. 5




FIG. 3




FIG. 4




FIG. 6

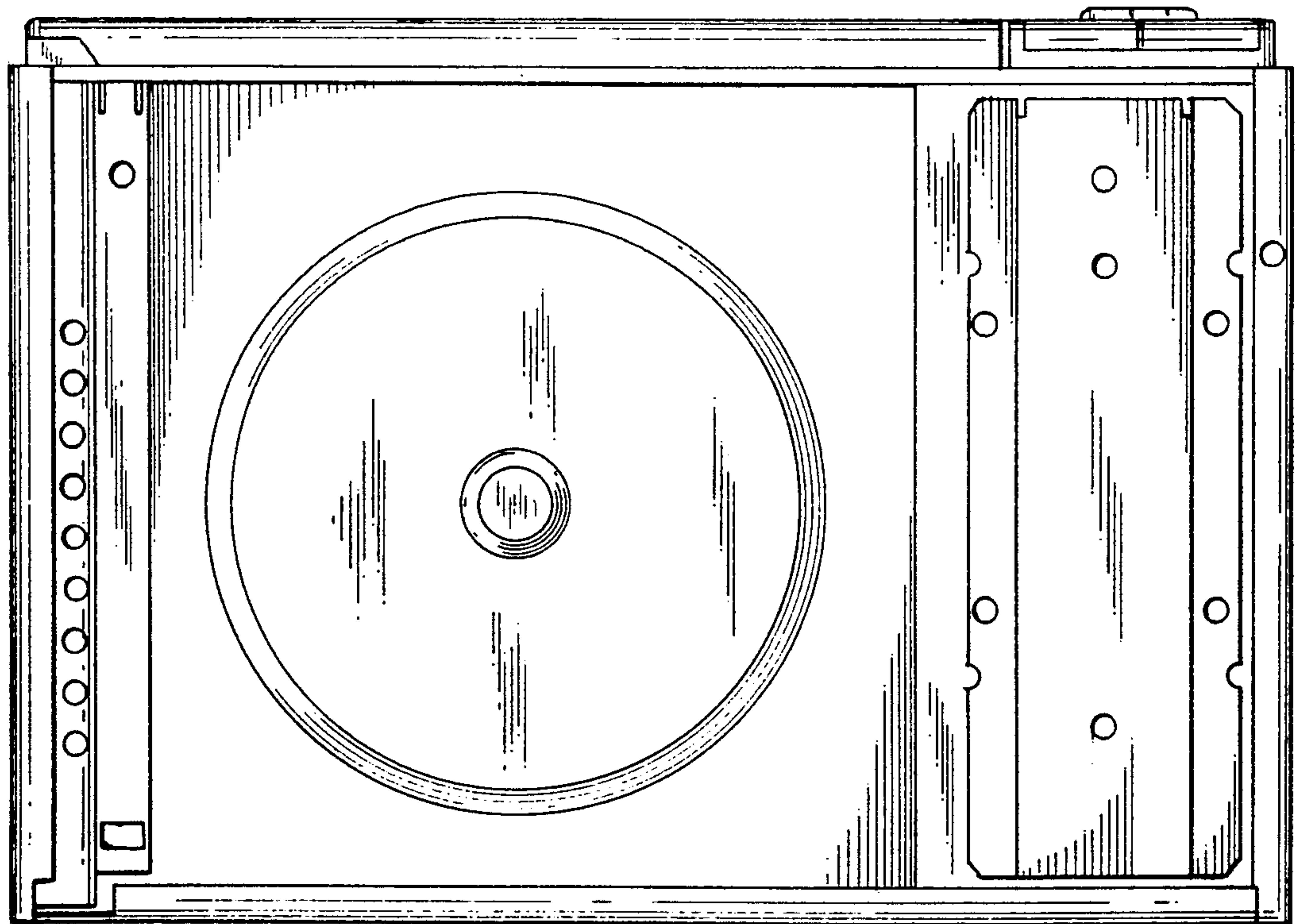


FIG. 7