



US00D329776S

United States Patent [19] Ma

[11] Patent Number: **Des. 329,776**
[45] Date of Patent: **** Sep. 29, 1992**

[54] **KITCHEN ARTICLES HOLDER**

D. 290,433 6/1987 Nusz D6/519

[76] Inventor: **Mark Ma**, 1415 Martens Dr.,
Hammond, La. 70401

OTHER PUBLICATIONS

Maleck Catalogue (1980) p. 52-Note Roll Holder
#ML999.

[**] Term: **14 Years**

Primary Examiner—Brian N. Vinson
Attorney, Agent, or Firm—Pravel, Gambrell, Hewitt,
Kimball & Krieger

[21] Appl. No.: **558,396**

[22] Filed: **Jul. 27, 1990**

[52] U.S. Cl. **D6/570; D6/519;**
D6/513; D6/567

[57] CLAIM

The ornamental design for a kitchen articles holder, as
shown and described.

[58] Field of Search **D6/518, 519-522,**
D6/523, 524, 553, 559, 569, 573-574; D7/601;
221/45, 282-286; 206/389; 242/55.2, 55.3,
55.53; 312/37-39, 245

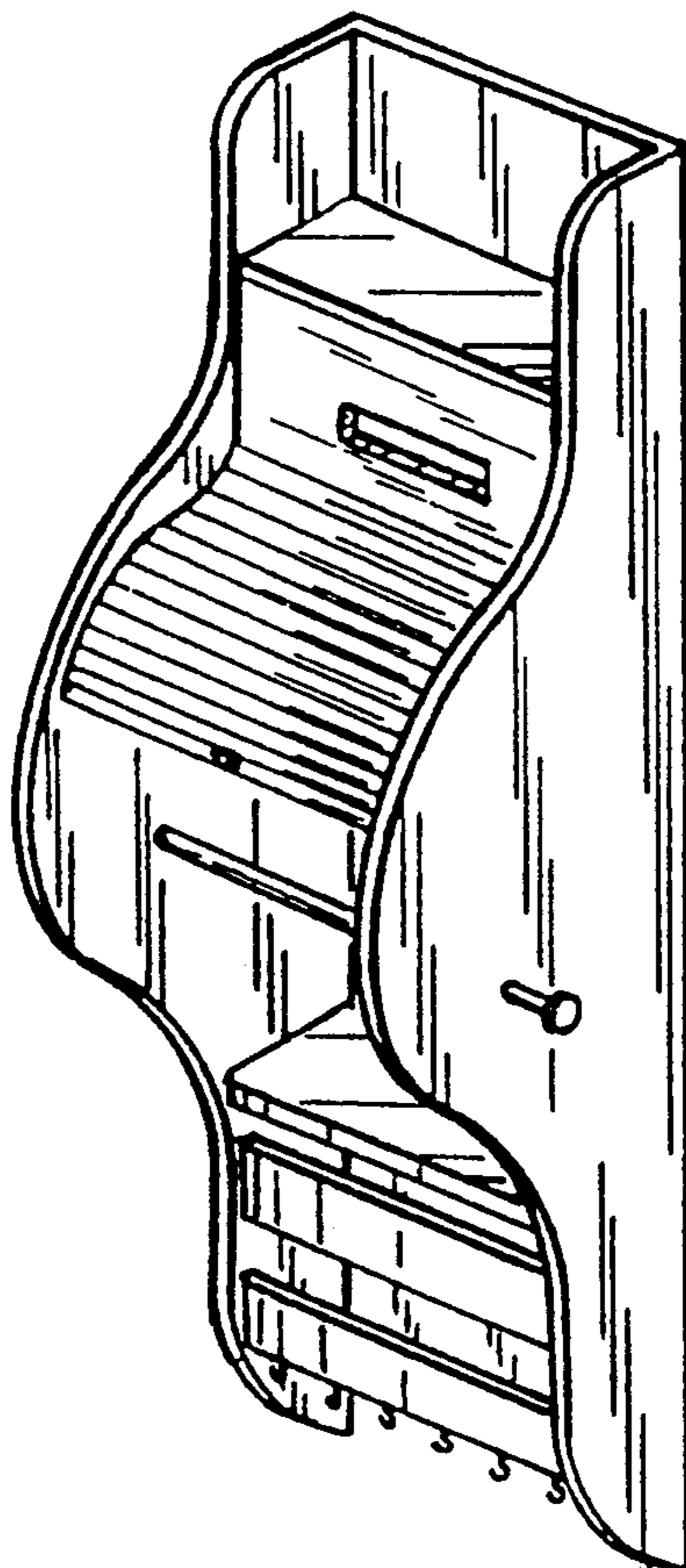
DESCRIPTION

FIG. 1 is a top, front, and right side perspective view of
a kitchen articles holder showing my new design;
FIG. 2 is a front elevational view thereof;
FIG. 3 is a right side elevational view thereof, the left
side being a mirror image of that shown;
FIG. 4 is a rear elevational view thereof;
FIG. 5 is a top plan view thereof; and,
FIG. 6 is a bottom plan view thereof.

[56] References Cited

U.S. PATENT DOCUMENTS

D. 139,431	11/1944	Sanford	D6/518
D. 217,187	4/1970	Andis	D6/522
D. 249,309	9/1978	Williams	D6/520
D. 279,343	6/1985	Browsler	D6/522



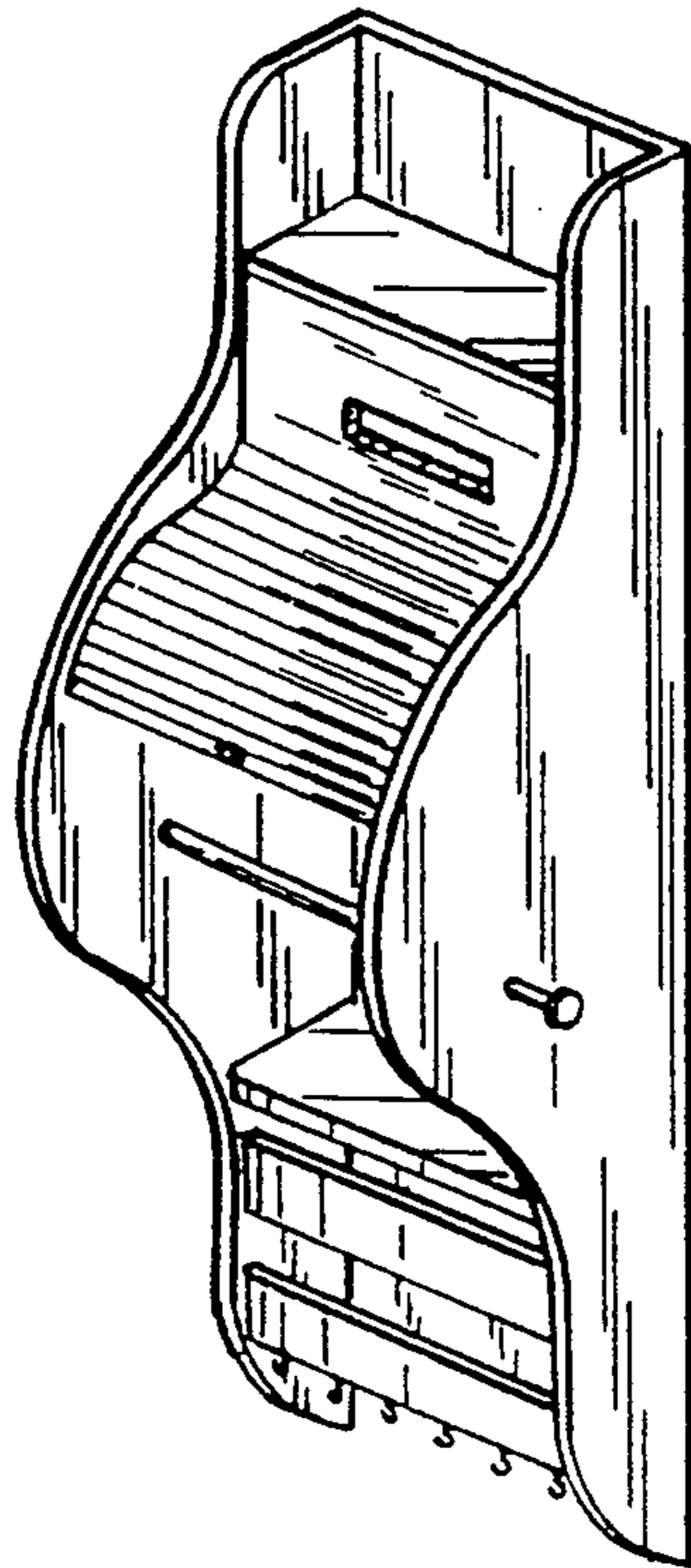


FIG. 1

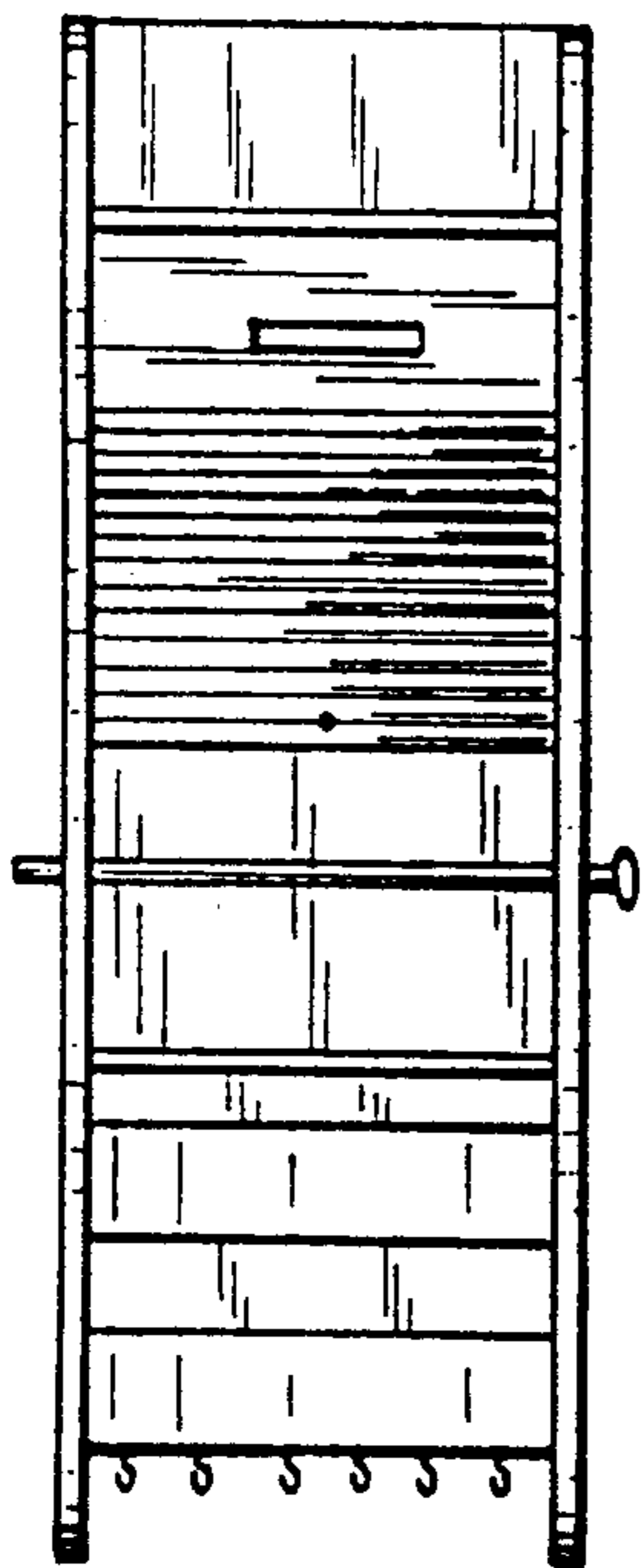


FIG. 2

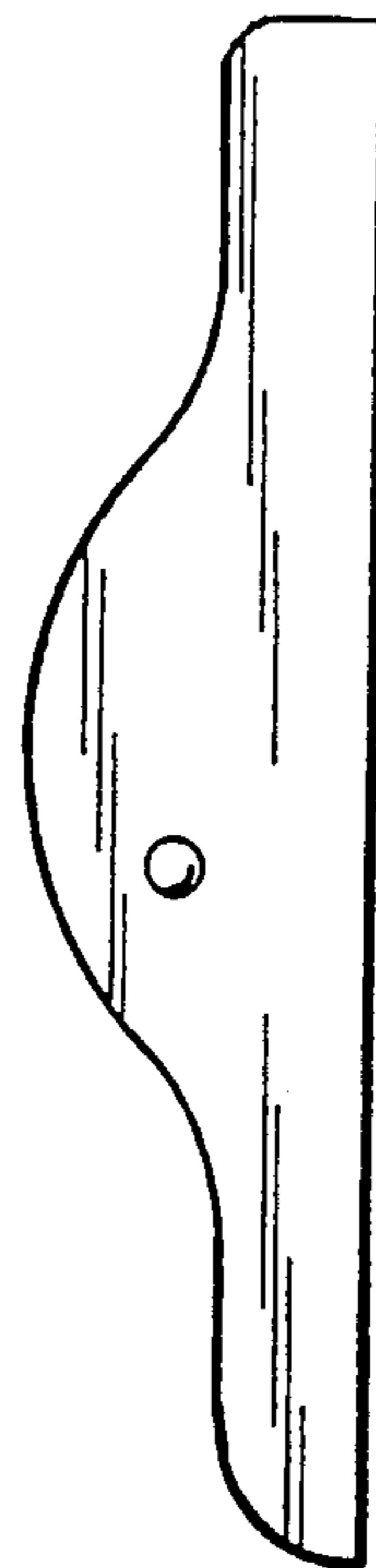


FIG. 3




FIG. 4




FIG. 5

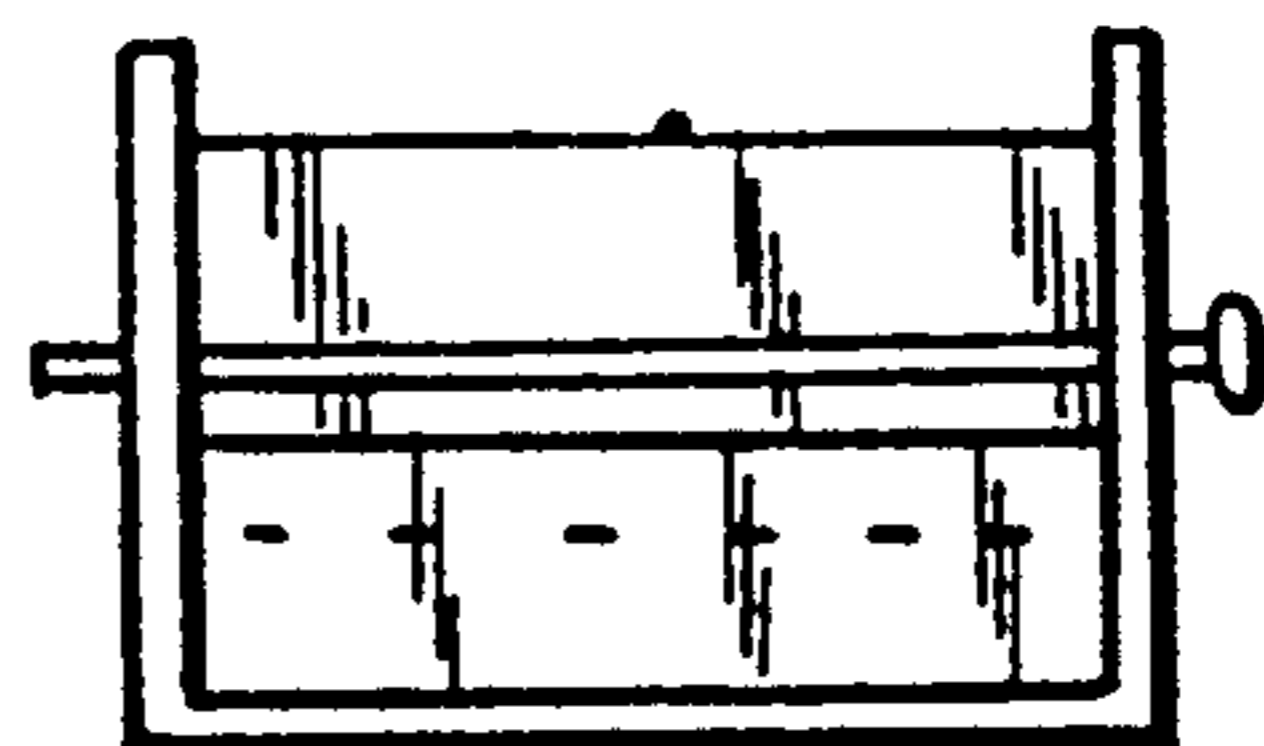


FIG. 6