



US00D329765S

United States Patent [19]

Ackley et al.

[11] Patent Number: **Des. 329,765**

[45] Date of Patent: **** Sep. 29, 1992**

[54] HANGER BAR DISPLAY STAND

D. 308,923 7/1910 Ewenson D6/491

[75] Inventors: **Robert Ackley**, Brewerton, N.Y.;
Stanleigh Wells, Bridgewater, Conn.;
Robert Beehner, East Syracuse;
James Dokoupil, Liverpool, both of
N.Y.

OTHER PUBLICATIONS

Visual Merchandising & Store Design Feb. 1988, p. 241,
upper right corner.

Primary Examiner—Donald P. Walsh

Assistant Examiner—Jeffrey Asch

[73] Assignee: **The Croydon Company, Inc.**,
Liverpool, N.Y.

[57] CLAIM

[**] Term: **14 Years**

The ornamental design for a hanger bag display stand,
as shown and described.

[21] Appl. No.: **605,479**

DESCRIPTION

[22] Filed: **Oct. 30, 1990**

[52] U.S. Cl. **D6/465; D6/411**

[58] Field of Search **D6/396, 397, 407, 408,**
D6/411-415, 455, 457-461, 462-465; 211/181,
182, 188, 189

FIG. 1 is a perspective view of a hanger bag display
stand showing our new drawing;

FIG. 2 is a front elevational view thereof;

FIG. 3 is a top plan view thereof;

FIG. 4 is a bottom plan view thereof;

FIG. 5 is a right side elevational view thereof;

FIG. 6 is a rear elevational view thereof;

FIG. 7 is a left side elevational view thereof;

FIG. 8 is a perspective view of a second embodiment of
the hanger bag display stand shown in FIG. 1;

FIG. 9 is a front elevational view thereof;

FIG. 10 is a top plan view thereof;

FIG. 12 is a right side elevational view thereof;

FIG. 13 is a rear elevational view thereof; and,

FIG. 14 is a left side elevational view thereof.

[56] References Cited

U.S. PATENT DOCUMENTS

| | | | | |
|------------|---------|----------------|-------|--------|
| D. 130,632 | 12/1941 | Millberg | | D6/411 |
| D. 214,352 | 6/1969 | Reibold et al. | | D6/475 |
| D. 267,373 | 12/1982 | Behrens | | D6/411 |
| D. 285,991 | 10/1986 | Madsen | | D6/407 |
| D. 290,791 | 7/1987 | Kester | | D6/411 |
| D. 290,792 | 7/1987 | Kester | | D6/411 |
| D. 296,503 | 7/1988 | Bell et al. | | D6/462 |





FIG. 1




FIG. 2




FIG. 3




FIG. 4




FIG. 5




FIG. 6




FIG. 7




FIG. 8




FIG. 9




FIG. 10




FIG. 11




FIG. 12




FIG. 13




FIG. 14

