



US00D329755S

United States Patent [19]

Gouldson

[11] Patent Number: **Des. 329,755**

[45] Date of Patent: **** Sep. 29, 1992**

[54] **GARMENT HANGER**

[75] Inventor: **Stanley F. Gouldson**, Northport, N.Y.

[73] Assignee: **Plasti-form Enterprises, Inc.**, Deer Park, N.Y.

[*] Notice: The portion of the term of this patent subsequent to Sep. 29, 2006 has been disclaimed.

[**] Term: **14 Years**

[21] Appl. No.: **583,343**

[22] Filed: **Sep. 14, 1990**

[52] U.S. Cl. **D6/326**

[58] Field of Search **D6/315, 326; 211/113; 223/85-96**

[56] **References Cited**

U.S. PATENT DOCUMENTS

- D. 298,184 10/1988 Tendrup et al. D6/326
- D. 305,484 1/1990 Fildan D6/326
- 4,148,421 4/1979 Levitt .
- 4,623,079 11/1986 Tendrup et al. 223/96
- 4,629,102 12/1986 Tendrup et al. .

- 4,828,155 5/1989 Louw D6/326
- 4,892,237 1/1990 Duester et al. 223/88
- 5,040,686 8/1991 Morrow .
- 5,074,447 12/1991 Kolton et al. .

FOREIGN PATENT DOCUMENTS

- 0246777 2/1926 United Kingdom 223/87

Primary Examiner—B. J. Bullock
Attorney, Agent, or Firm—Scully, Scott, Murphy & Presser

[57] **CLAIM**

The ornamental design for a garment hanger, as shown and described.

DESCRIPTION

FIG. 1 is a front elevational view of a garment hanger showing our new design, the reverse side being a mirror image thereof;

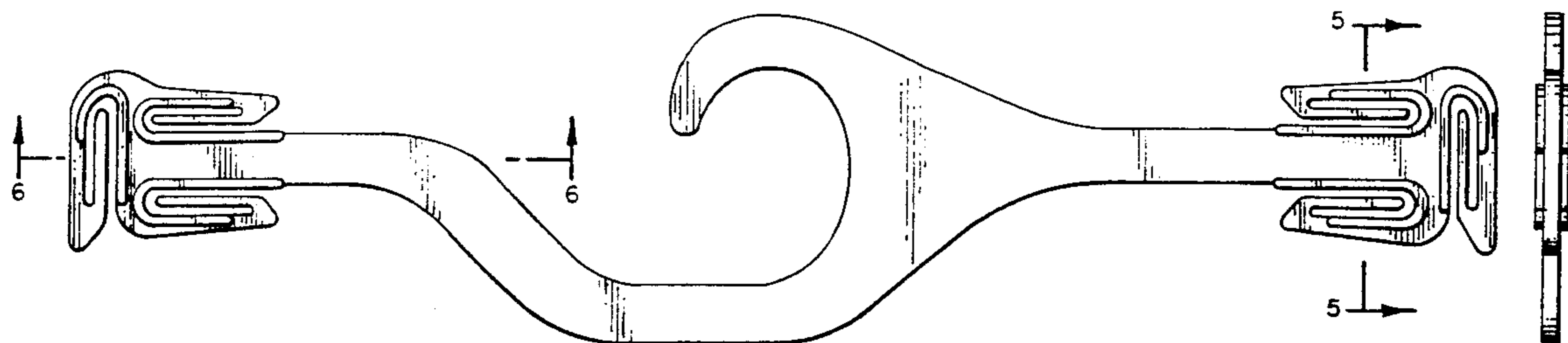
FIG. 2 is a top plan view thereof;

FIG. 3 is a right end elevational view thereof;

FIG. 4 is a bottom plan view thereof;

FIG. 5 is a sectional view taken in the direction of the arrows in Line 5—5 of FIG. 1; and,

FIG. 6 is a sectional view taken in the direction of the arrows on Line 6—6 of FIG. 1.



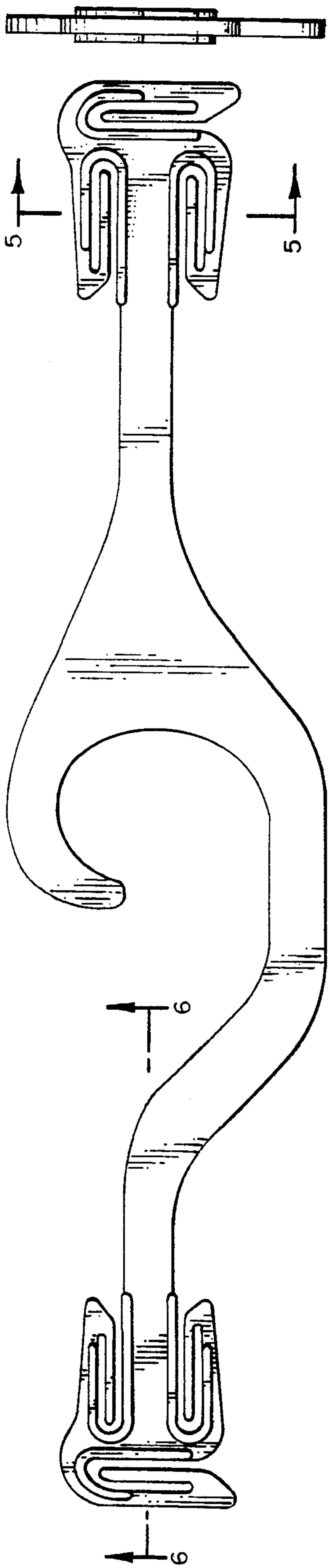


FIG. 1

FIG. 3



FIG. 2

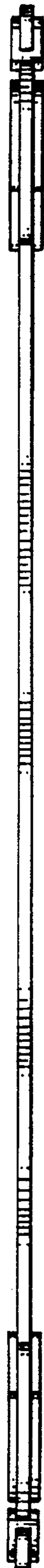


FIG. 4



FIG. 5



FIG. 6