



US00D329751S

United States Patent [19]

[11] Patent Number: **Des. 329,751**

Booth et al.

[45] Date of Patent: **** Sep. 29, 1992**

- [54] **TOOTHBRUSH HEAD AND HANDLE UNIT**
- [75] Inventors: **Anthony Booth, Chester; Anthony Piano, Sparta; Byron Woodrum, Flemington; Michael J. Allsop, West Windsor, all of N.J.; Robert L. Berger, New Hope, Pa.; Richard M. Hyman, Sr., Iowa City, Iowa**
- [73] Assignee: **Warner-Lambert Company, Morris Plains, N.J.**
- [**] Term: **14 Years**
- [21] Appl. No.: **514,495**
- [22] Filed: **Apr. 24, 1990**
- [52] U.S. Cl. **D4/104; D4/138**
- [58] Field of Search **D4/101, 104, 114, 130, D4/132, 134, 136, 138, 199; D28/64; 15/143 R, 159 R, 159 A, 160, 167.1-167.3, 176.1; 132/308-311; D8/303, DIG. 7-DIG. 8**

- D. 273.724 5/1984 Gillow D4/104
- D. 312.729 12/1990 Auttajark D4/104
- D. 315.449 3/1991 Michaels et al. D4/104
- 1.018.927 2/1912 Sarrazin 15/167.1

Primary Examiner—Wallace R. Burke
Assistant Examiner—Lavone D. Tabor
Attorney, Agent, or Firm—Richard S. Bullitt

[57] CLAIM

The ornamental design for a toothbrush head and handle unit, as shown and described.

DESCRIPTION

FIG. 1 is a top plan view of a toothbrush head and handle unit showing our new design;
 FIG. 2 is a side elevational view thereof, the opposite side being a mirror image;
 FIG. 3 is a top perspective view thereof;
 FIG. 4 is a bottom plan view thereof;
 FIG. 5 is an enlarged front end elevational view thereof; and,
 FIG. 6 is a rear end elevational view thereof.
 The broken line showing of the lettering in FIG. 1 is for illustrative purposes only and forms no part of the claimed design.

- [56] **References Cited**
- U.S. PATENT DOCUMENTS**
- D. 238.834 2/1976 Hjelle D4/104
- D. 270.972 10/1983 Rosofsky D4/104

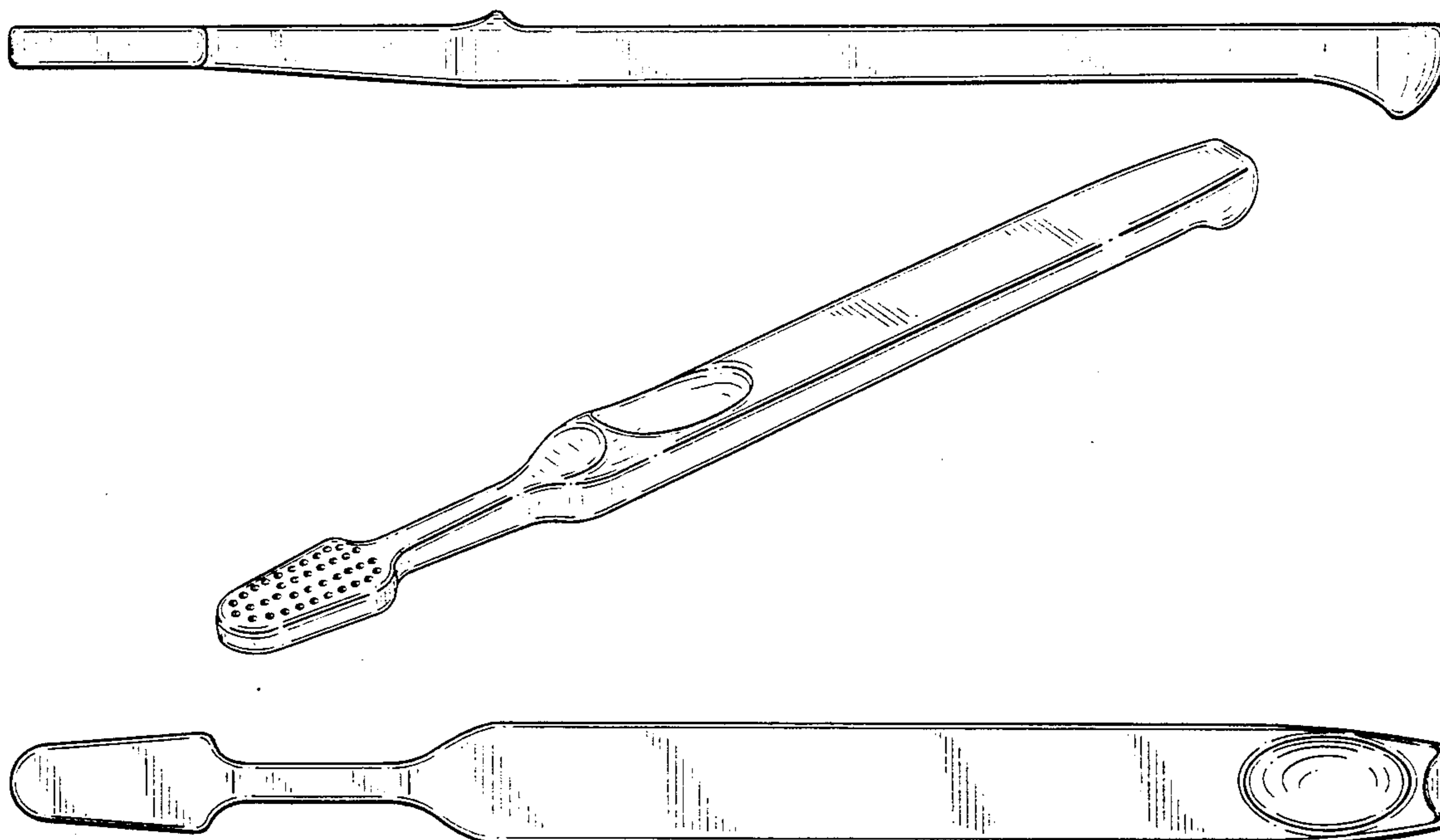


FIG-1

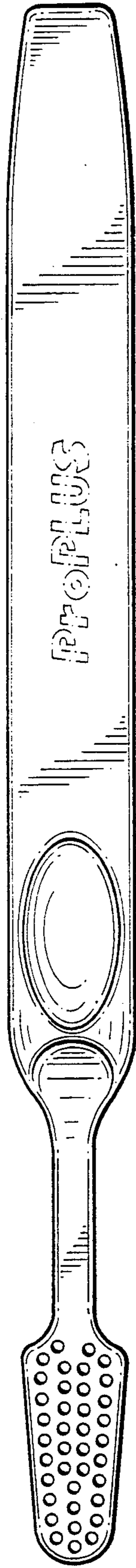
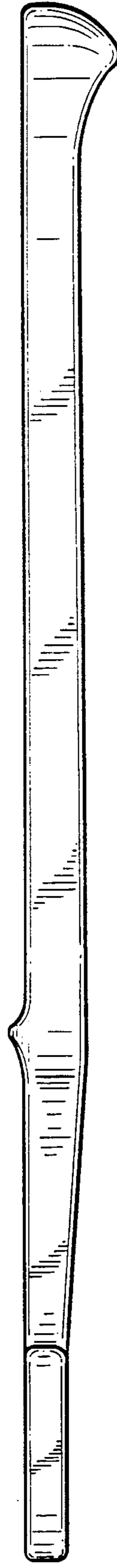


FIG-2



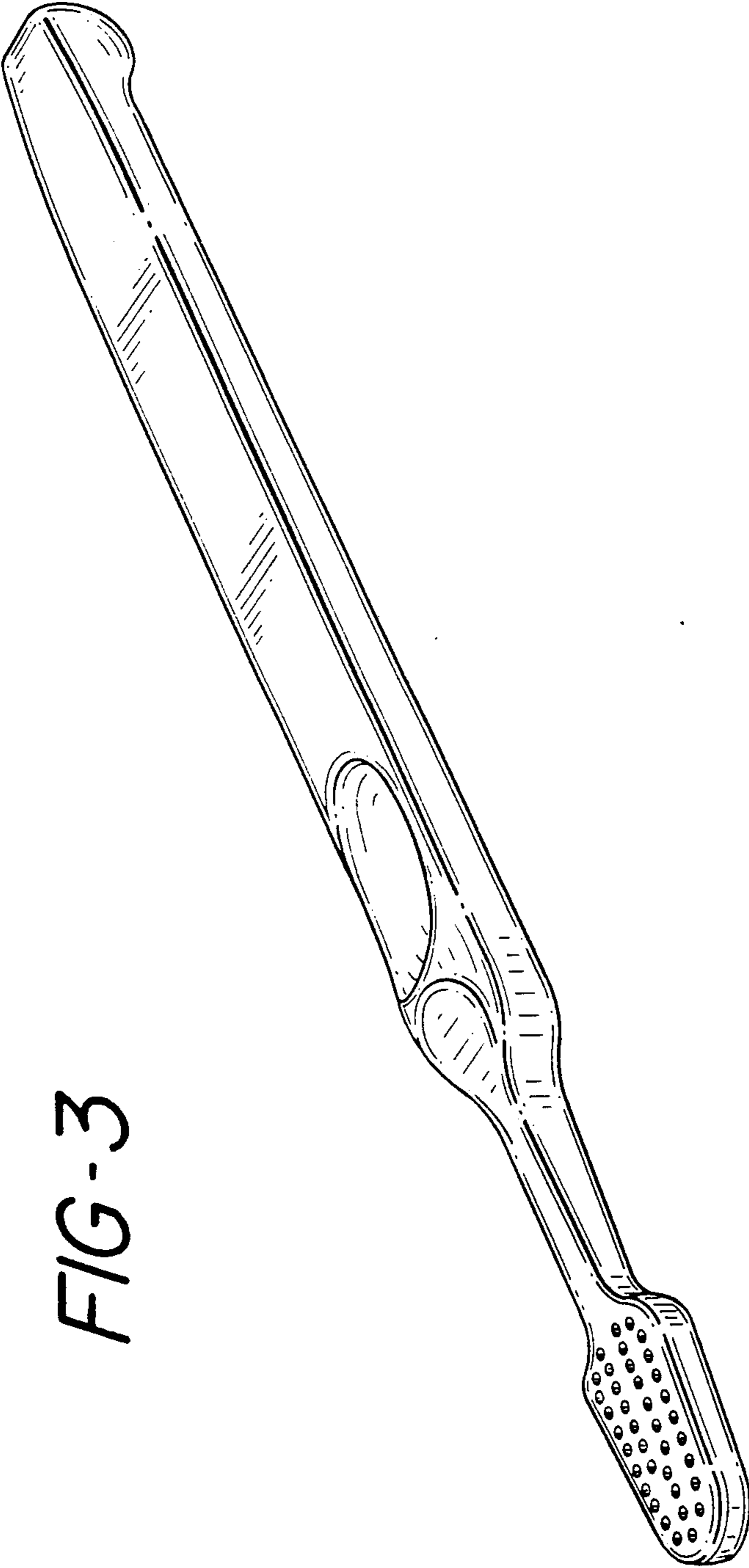


FIG-3

FIG-4




FIG-5




FIG-6

