



US00D329743S

United States Patent [19]
Heisick

[11] **Patent Number: Des. 329,743**
[45] **Date of Patent: ** Sep. 29, 1992**

[54] **SKI BAG**
[76] **Inventor: Keith D. Heisick, 2212 William Tell Rd., St. Paul, Minn. 55119**
[**] **Term: 14 Years**
[21] **Appl. No.: 480,530**
[22] **Filed: Feb. 16, 1990**
[52] **U.S. Cl. D3/36; D3/74**
[58] **Field of Search D3/36, 37, 97, 38, 30.1, D3/50; 224/913, 917, 257, 202, 205, 259, 222, 915, 901, 922; 206/315.1, 317, 822, 315.11, 446; 211/60.1, 64, 70.5**

2,250,388 7/1941 Mickelberg D3/36 X
3,851,689 12/1974 Kohls 206/315.1
4,191,233 3/1980 McKay D3/36 X
4,746,159 5/1988 Webb et al. 224/917 X
4,951,816 8/1990 Smith 206/315.1 X

Primary Examiner—Nelson C. Holtje
Assistant Examiner—M. N. Pandozzi
Attorney, Agent, or Firm—Jacobson & Johnson

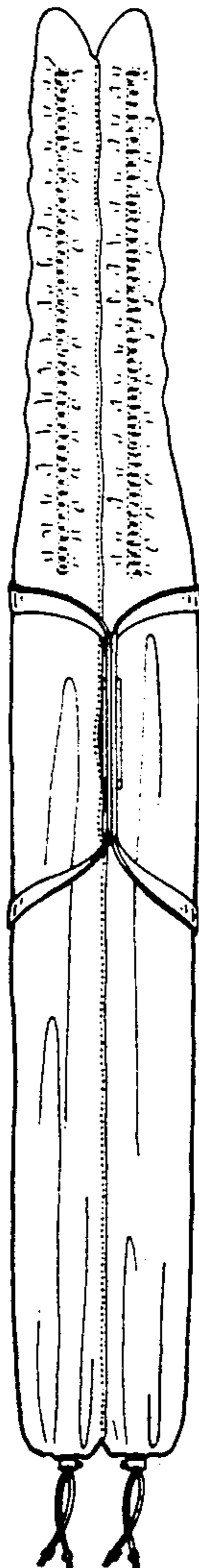
[56] **References Cited**
U.S. PATENT DOCUMENTS

D. 285,746 9/1986 Gates D3/38 X
D. 304,264 10/1989 Peregrine et al. D3/50
2,118,875 5/1938 Windheim D3/36 X

[57] **CLAIM**
The ornamental design for a ski bag, as shown.

DESCRIPTION

FIG. 1 is a left side elevational view of a ski bag showing my new design;
FIG. 2 is a front elevational view thereof;
FIG. 3 is a right side elevational view thereof;
FIG. 4 is a rear elevational view thereof;
FIG. 5 is a bottom plan view thereof; and,
FIG. 6 is a top plan view thereof.



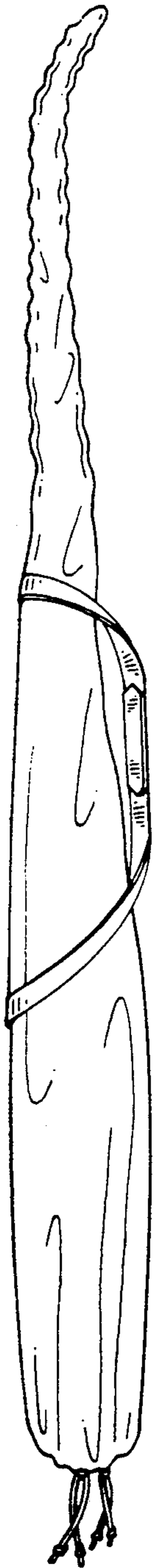


FIG. 1

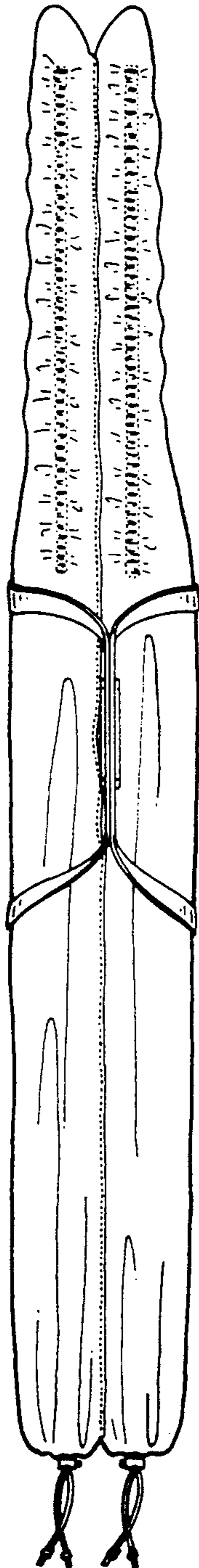


FIG. 2

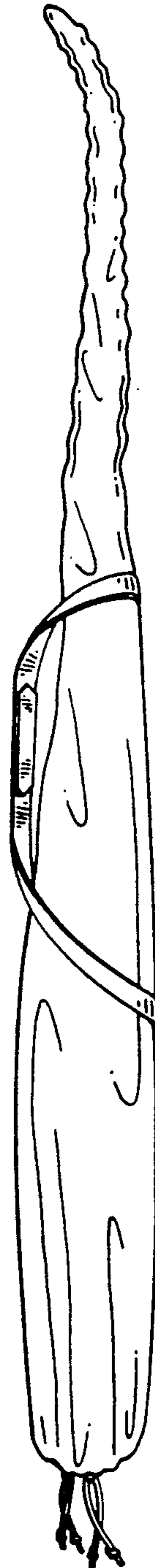


FIG. 3

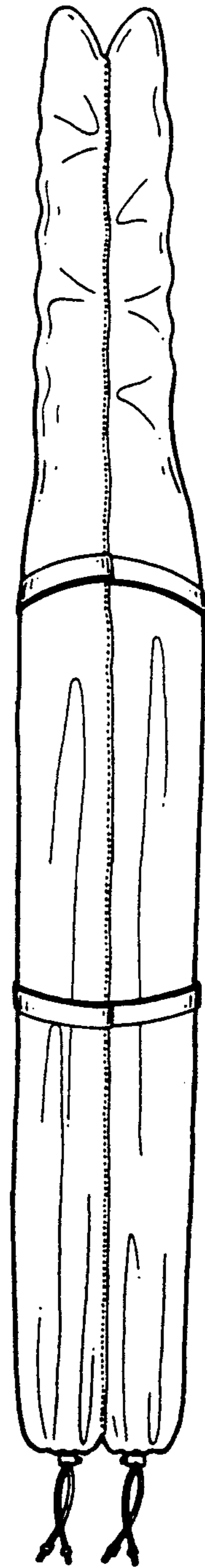


FIG. 4

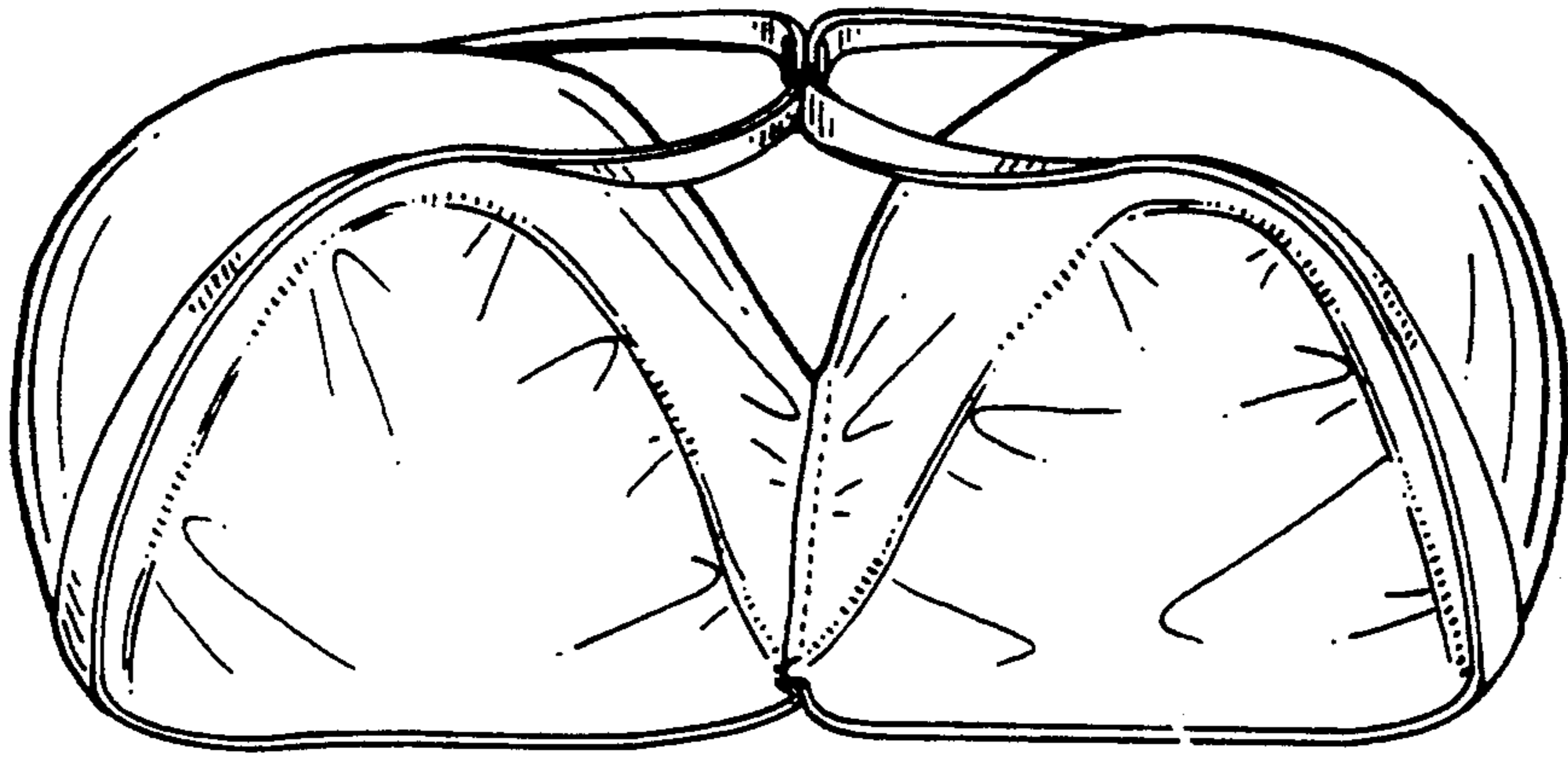


FIG. 5

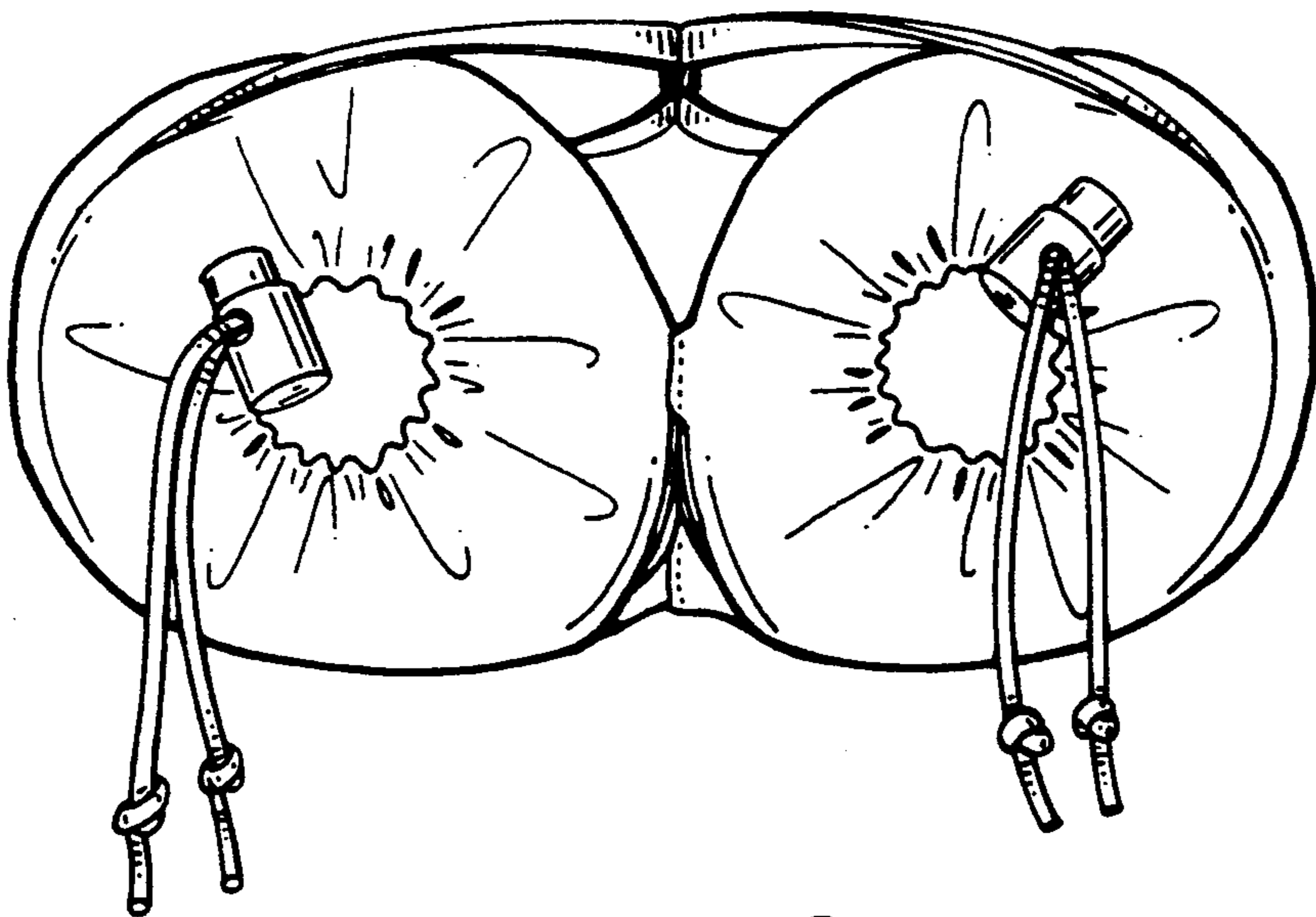


FIG. 6