



US00D329740S

United States Patent [19]

[11] Patent Number: **Des. 329,740**

Kiyosawa et al.

[45] Date of Patent: **** Sep. 29, 1992**

[54] **SHOE SOLE**

[56] **References Cited**

[75] Inventors: **Junichi Kiyosawa, Kobe; Toshikazu Ujishima, Higashi-Osaka, both of Japan**

U.S. PATENT DOCUMENTS

| | | | | |
|------------|--------|----------|-------|--------|
| D. 305,278 | 1/1990 | Kiyosawa | | D2/320 |
| D. 305,955 | 2/1990 | Hase | | D2/320 |
| D. 308,748 | 6/1990 | Arai | | D2/320 |
| D. 308,908 | 6/1990 | Kiyosawa | | D2/320 |
| D. 319,334 | 8/1991 | Kiyosawa | | D2/320 |

[73] Assignee: **Asics Corporation, Hyogo, Japan**

*Primary Examiner—Louis S. Zarfaz
Attorney, Agent, or Firm—Nixon & Vanderhye*

[*] Notice: The portion of the term of this patent subsequent to Sep. 29, 2006 has been disclaimed.

[57] CLAIM

The ornamental design for a shoe sole, as shown and described.

[**] Term: **14 Years**

DESCRIPTION

[21] Appl. No.: **580,910**

FIG. 1 is a left side elevational view of a shoe sole showing my new design in a position of use. The broken line showing of the shoe in FIG. 1 is for illustrative purposes only and forms no part of the claimed design; FIG. 2 is a left side elevational view thereof; FIG. 3 is a front elevational view thereof; FIG. 4 is a right side elevational view thereof; FIG. 5 is a rear elevational view thereof; FIG. 6 is a top view thereof; FIG. 7 is a bottom plan view thereof; and, FIG. 8 is a perspective plan view thereof.

[22] Filed: **Sep. 11, 1990**

[30] Foreign Application Priority Data

Mar. 17, 1990 [JP] Japan 2-9052
 [52] U.S. Cl. **D2/320**
 [58] Field of Search D2/264, 265, 274, 311,
 D2/317-321; 36/25 R, 28, 29, 32 R, 59 R, 59 S,
 114, 132, 136

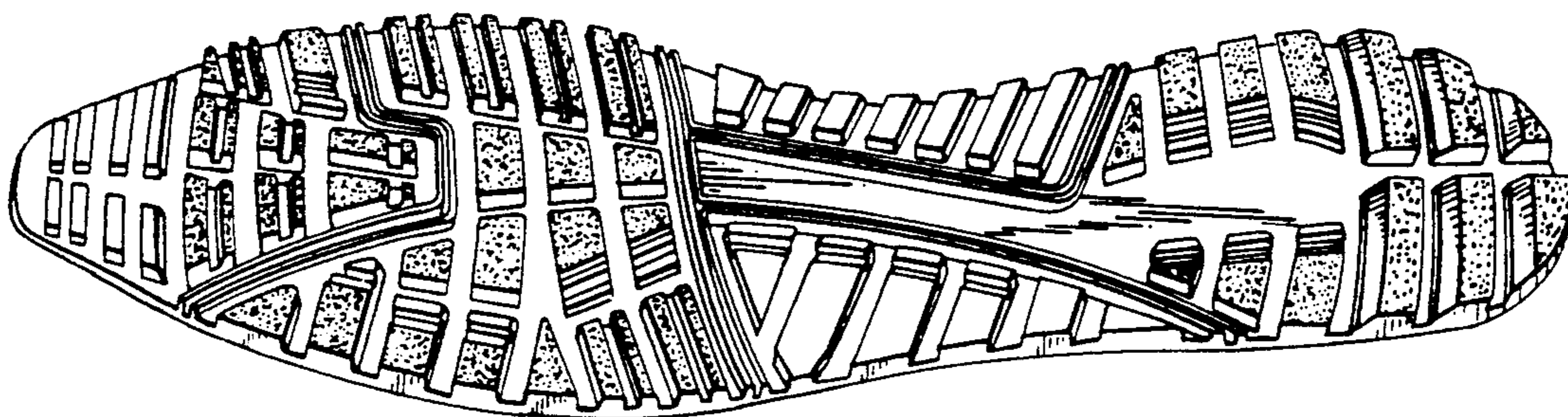


Fig. 1

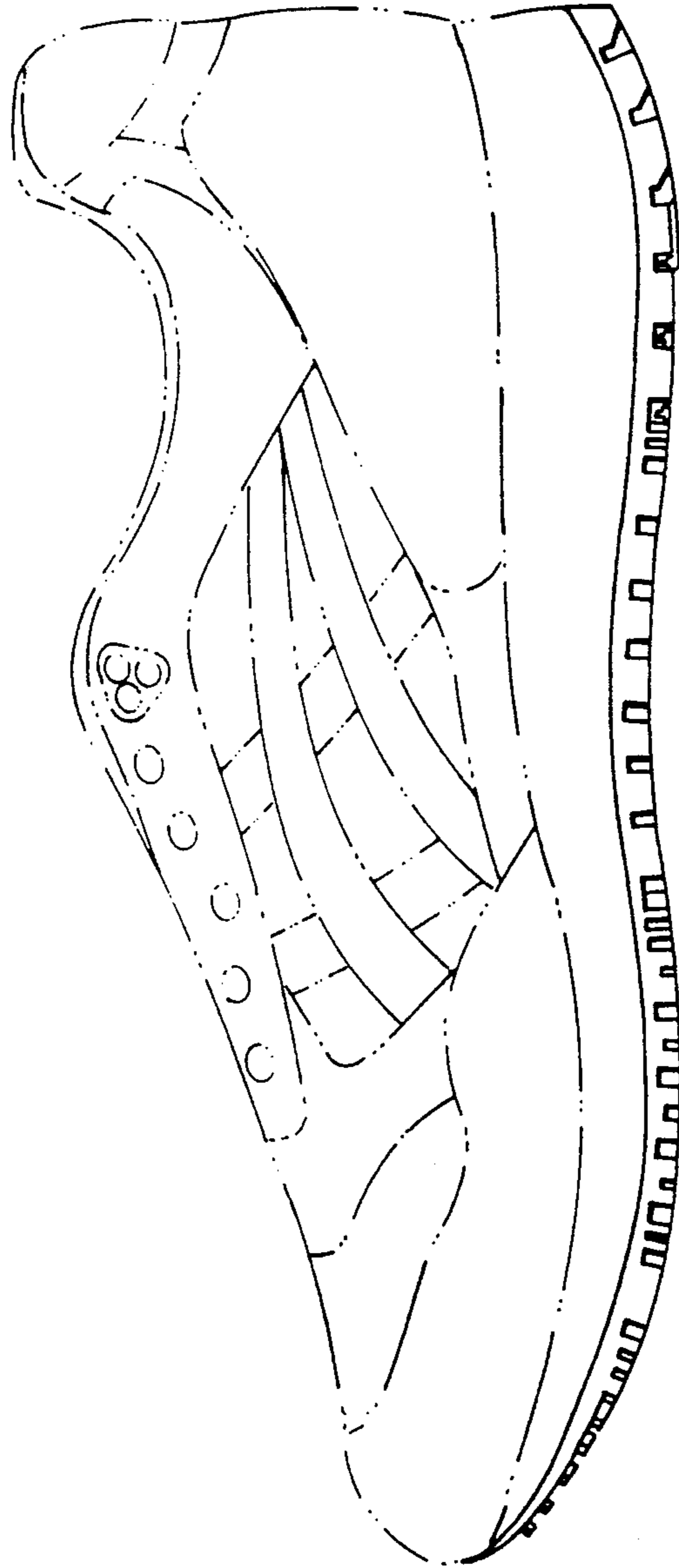


Fig. 2

Fig. 3

Fig. 4

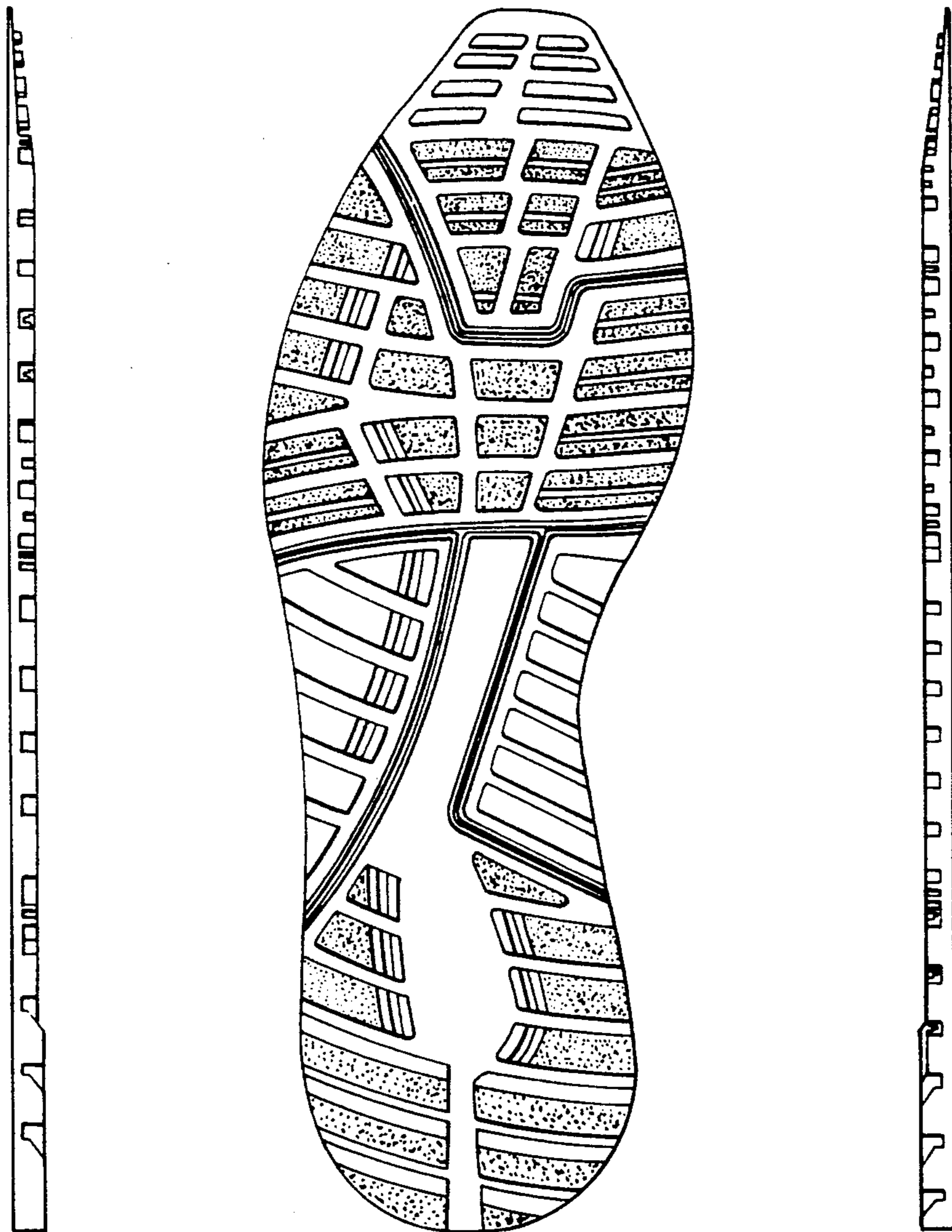


Fig. 5

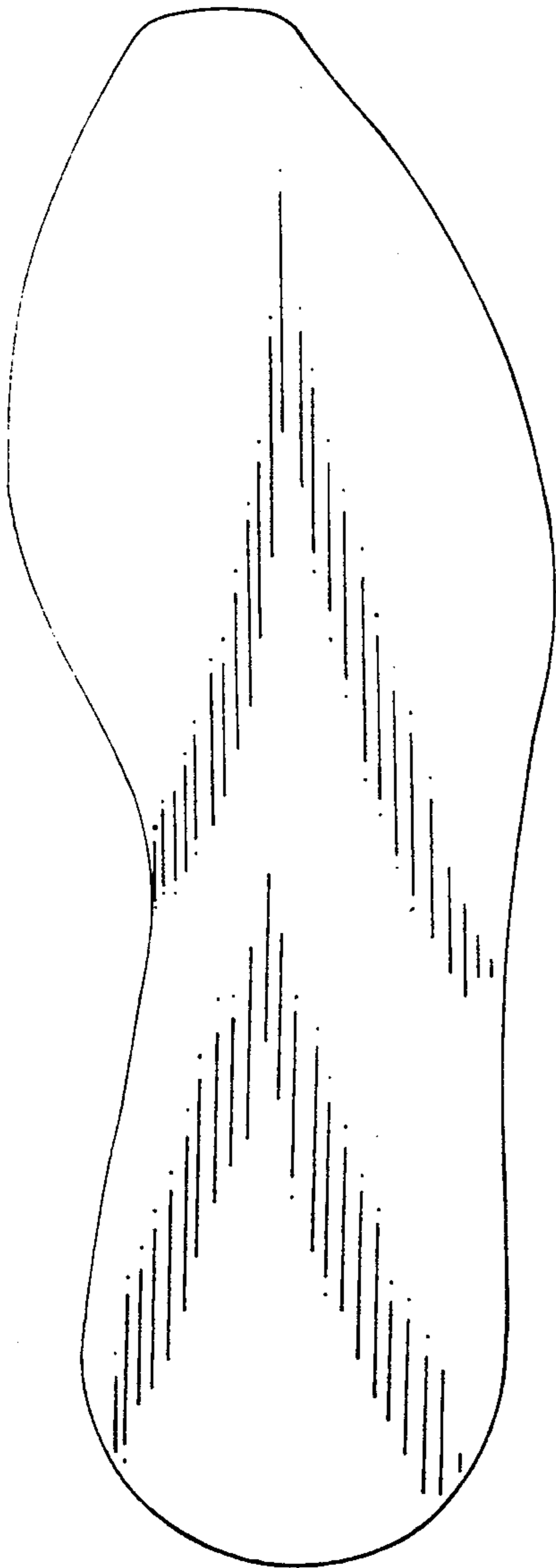


Fig. 6



Fig. 7



Fig. 8

