



US00D329719S

# United States Patent [19]

[11] Patent Number: **Des. 329,719**

**Carranza**

[45] Date of Patent: **\*\* Sep. 22, 1992**

[54] **HAND MIRROR**

[56] **References Cited**

[75] Inventor: **Victor Carranza, Mexico, Mexico**

### U.S. PATENT DOCUMENTS

[73] Assignee: **Godinger Silver Artsco., Ltd., New York, N.Y.**

D. 18,943	3/1889	Berry .....	D4/138
D. 19,261	8/1889	Berry .....	D4/124
D. 36,365	6/1903	Freund .....	D28/64.5
D. 119,940	4/1940	Reilly .....	D28/64.6
D. 143,954	2/1946	Derham .....	D28/64.4
D. 319,924	9/1991	Carranza et al. ....	D4/138
2,352,820	9/1944	Winslow .....	D28/64.3 X

[\*] Notice: The portion of the term of this patent subsequent to Dec. 31, 2005 has been disclaimed.

*Primary Examiner*—Bernard Ansher  
*Assistant Examiner*—C. Tuttle  
*Attorney, Agent, or Firm*—Cohen, Pontani, Lieberman & Pavane

[\*\*] Term: **14 Years**

[21] Appl. No.: **729,810**

### [57] CLAIM

[22] Filed: **Jul. 15, 1991**

The ornamental design for a hand mirror, as shown and described.

### Related U.S. Application Data

[62] Division of Ser. No. 227,743, Aug. 3, 1988, abandoned.

[52] U.S. Cl. .... **D28/64.6**

[58] Field of Search ..... **D28/64.1-64.7;**

**D4/138; D8/107, DIG. 4-DIG. 10; 132/286,**

**316**

### DESCRIPTION

FIG. 1 is a top plan view of a hand mirror showing my new design;


FIG. 2 is a front elevational view thereof;

FIG. 3 is a right side elevational view thereof;

FIG. 4 is a left side elevational view thereof;

FIG. 5 is a rear elevational view thereof; and,


FIG. 6 is a bottom plan view thereof.



*FIG. 1*



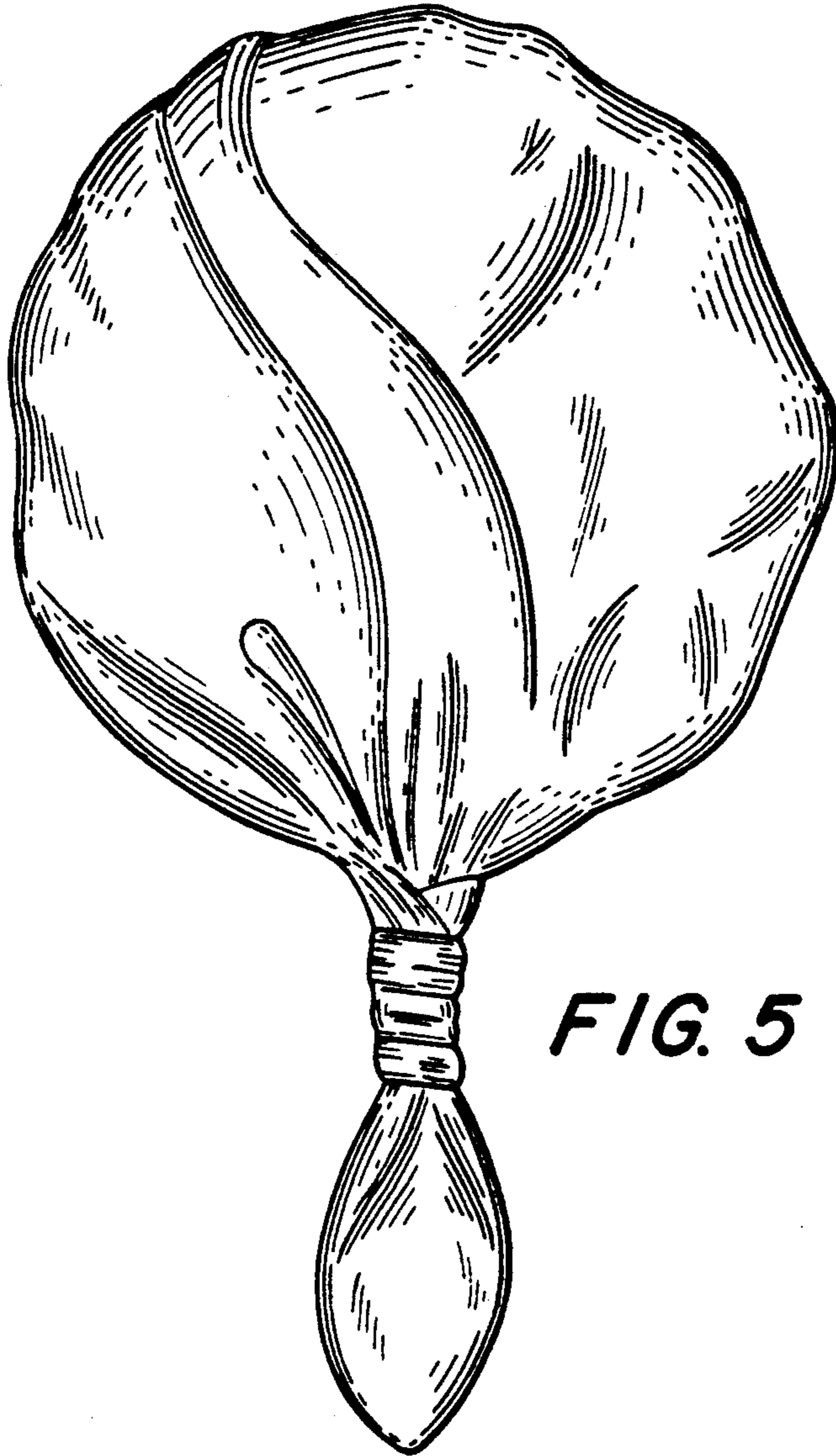
*FIG. 2*



*FIG. 3*



**FIG. 4**



**FIG. 5**

**FIG. 6**

