



US00D329692S

# United States Patent [19]

[11] Patent Number: **Des. 329,692**

Chaney et al.

[45] Date of Patent: **\*\* Sep. 22, 1992**

## [54] RADIANT HEATER

[75] Inventors: **David B. Chaney, Powell; Barry W. Smith, Dublin, both of Ohio**

[73] Assignee: **The W. B. Marvin Manufacturing Company, Urbana, Ohio**

[\*\*] Term: **14 Years**

[21] Appl. No.: **812,969**

[22] Filed: **Dec. 19, 1991**

[52] U.S. Cl. .... **D23/340**

[58] Field of Search ..... **D23/335, 336, 340, 342, D23/378, 381, 382; 392/360, 365, 423, 424**

## [56] References Cited

### U.S. PATENT DOCUMENTS

D. 111,000	8/1938	Knox et al. ....	D23/335
D. 141,834	7/1945	Maxson, Jr. ....	D23/335
D. 267,424	12/1982	Boldt et al. ....	D23/340
D. 281,811	12/1985	Horst, Jr. ....	D23/342
D. 290,391	6/1987	Nakamura ....	D23/335
D. 325,251	4/1992	Schindler et al. ....	D23/328

## OTHER PUBLICATIONS

Advertisement published by Patton Electric Company, Inc., New Haven, Ind., titled "Patton . . . Wide Angle" published at least as early as Sep. 1991, on sale several months prior to Sep. 1991.

*Primary Examiner*—Wallace R. Burke  
*Assistant Examiner*—Lisa Lichtenstein  
*Attorney, Agent, or Firm*—Roger S. Dybvig

## [57] CLAIM

The ornamental design for a radiant heater, as shown.

## DESCRIPTION

FIG. 1 is a top, front and left side perspective view of a radiant heater showing our new design; FIG. 2 is a left side elevational view thereof; FIG. 3 is a right side elevational view thereof; FIG. 4 is a top plan view thereof; FIG. 5 is a front elevational view thereof; FIG. 6 is a rear elevational view thereof; and, FIG. 7 is a bottom plan view thereof.




FIG-1




FIG-2

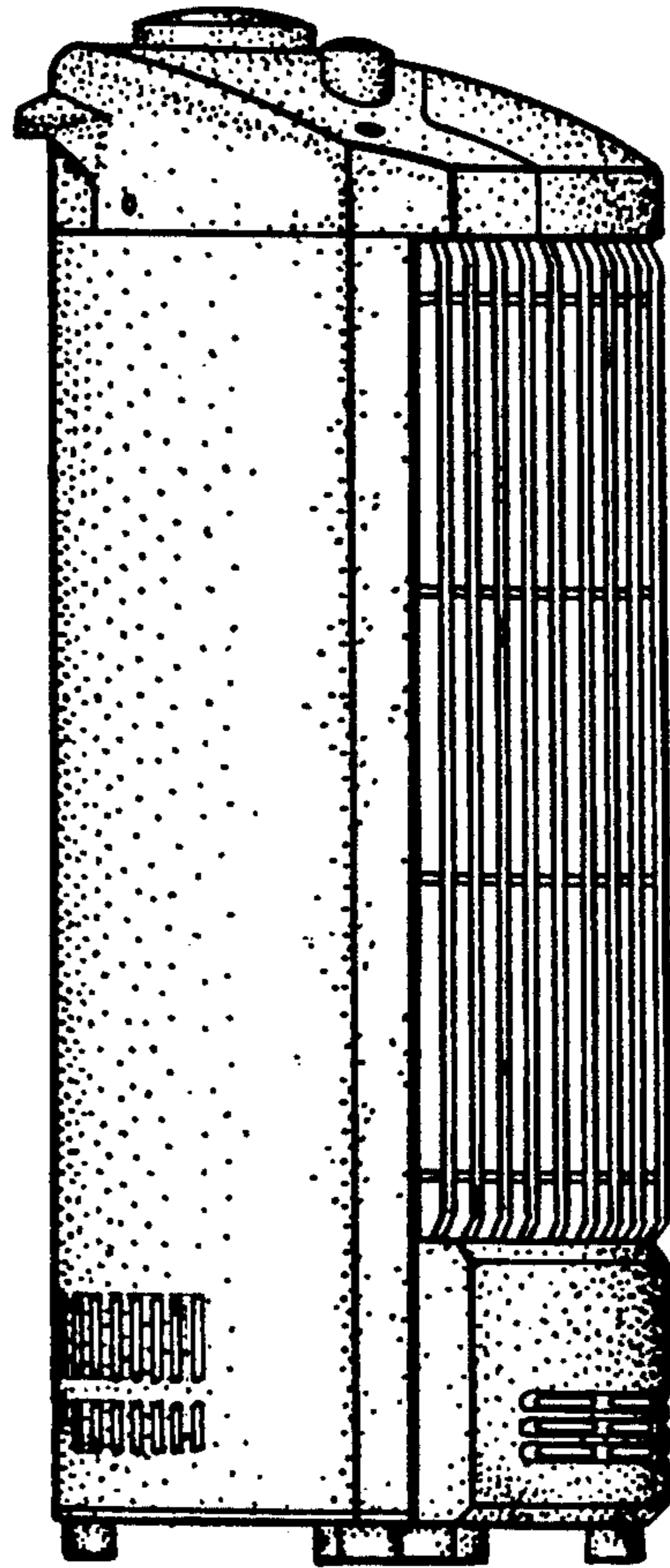


FIG-3

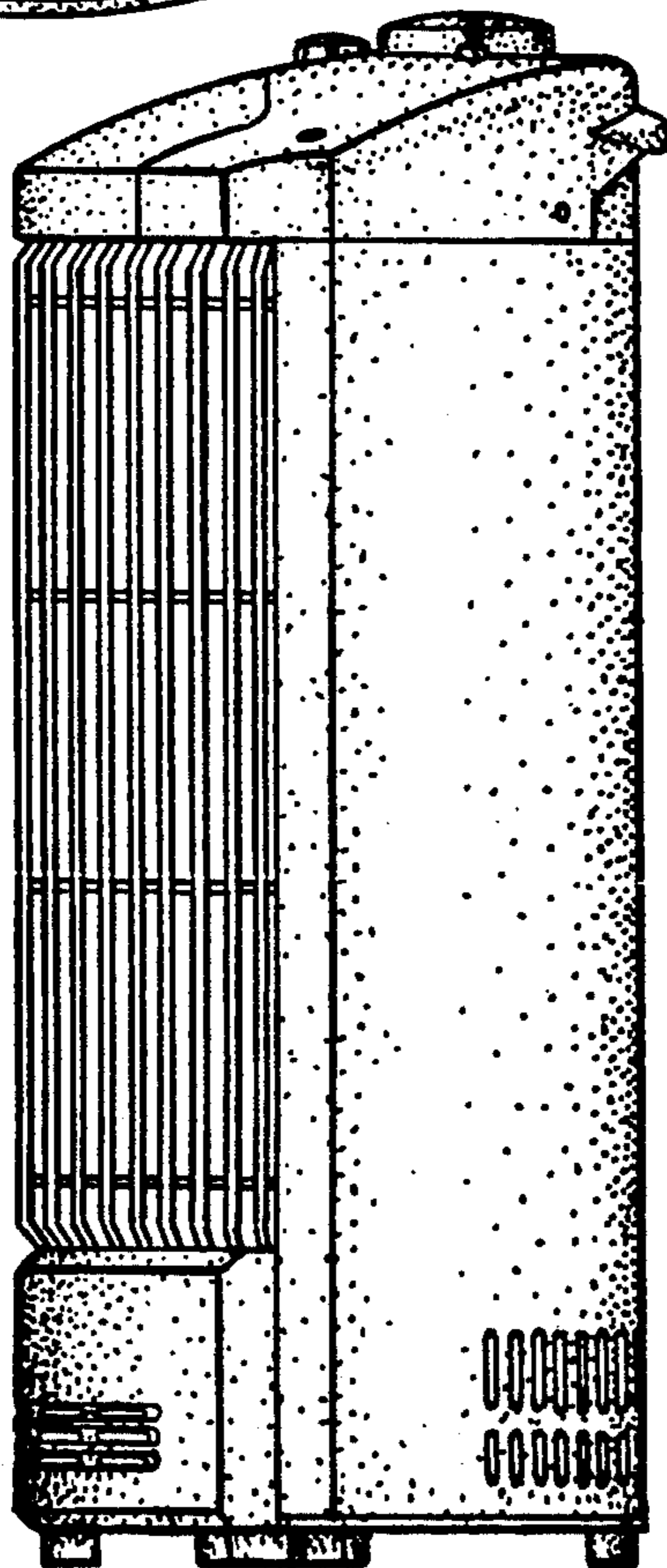


FIG-4

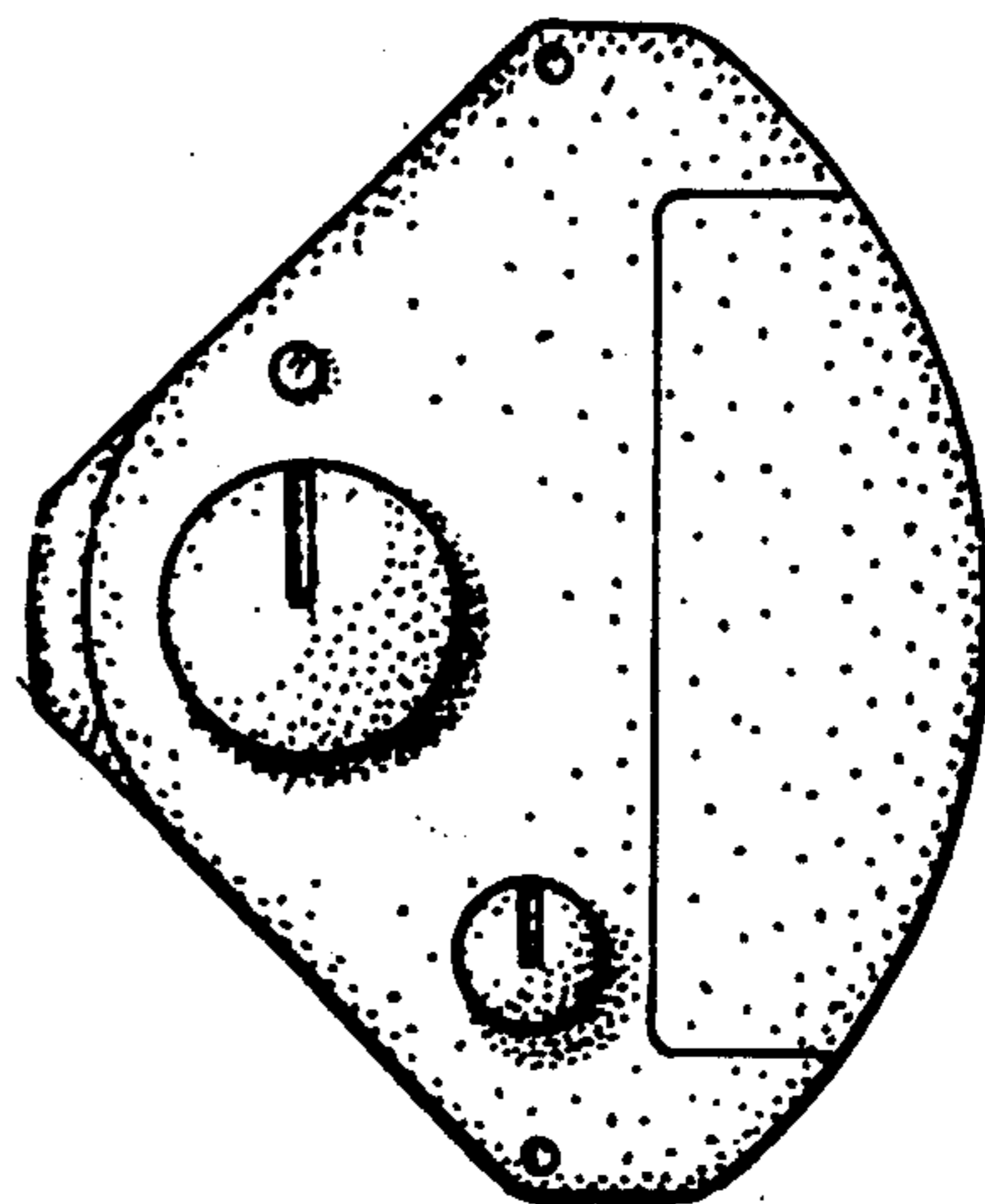


FIG-5




FIG-6

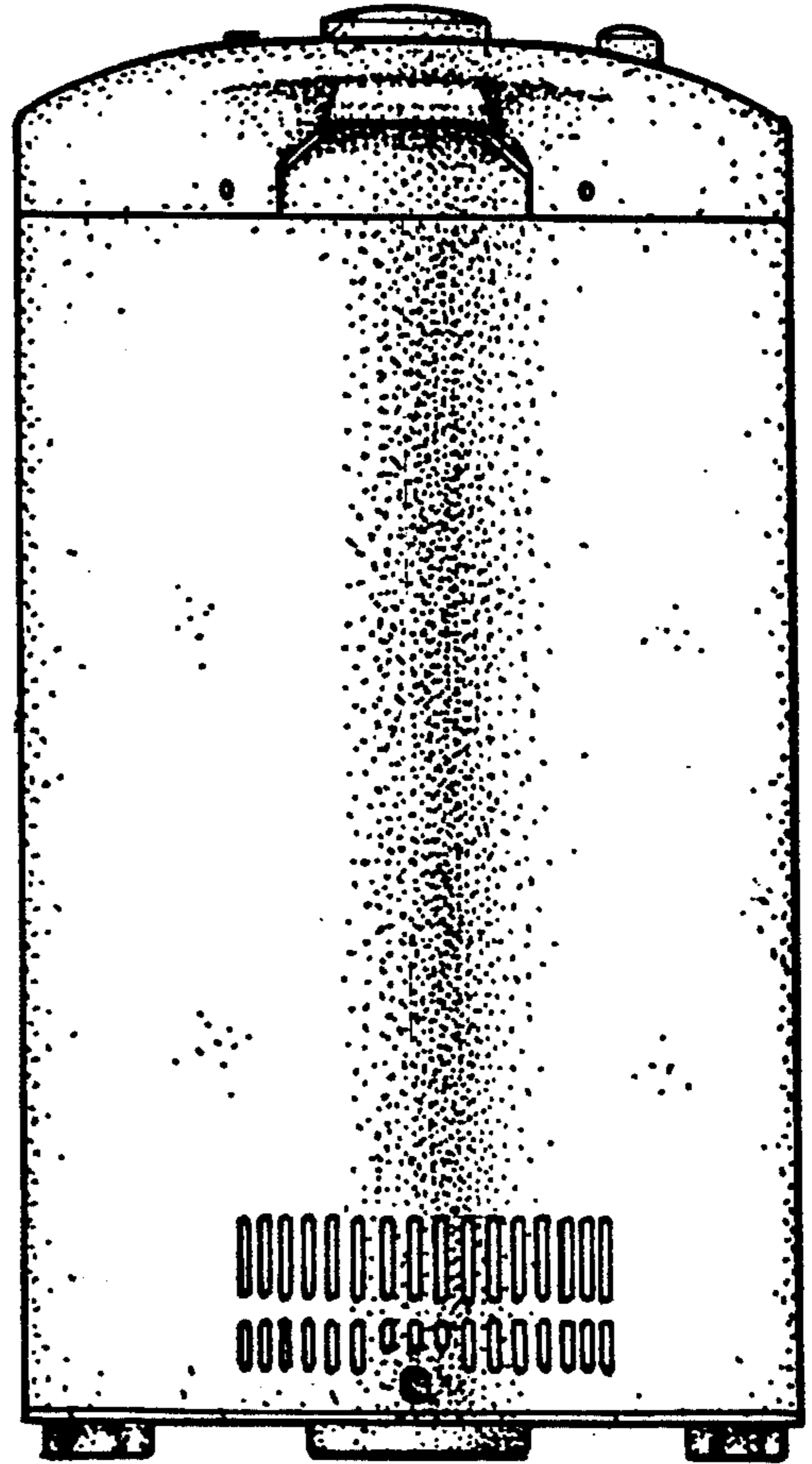


FIG-7

