



US00D329691S

# United States Patent [19] Söderberg

[11] Patent Number: **Des. 329,691**

[45] Date of Patent: **\*\* Sep. 22, 1992**

[54] **RADIATOR**

[75] Inventor: **Leif Söderberg, Norrköping, Sweden**

[73] Assignee: **Uwe-verken AB, Norrköping, Sweden**

[\*\*] Term: **14 Years**

[21] Appl. No.: **617,871**

[22] Filed: **Nov. 26, 1990**

[30] **Foreign Application Priority Data**

May 25, 1990 [SE] Sweden ..... 90-1181

[52] U.S. Cl. .... **D23/330**

[58] Field of Search ..... D23/330, 386, 395, 329;  
165/53; 237/79; 98/40.03, 40.04

[56] **References Cited**

**U.S. PATENT DOCUMENTS**

D. 67,976	8/1925	Shurtleff .....	D23/330
1,107,319	8/1914	Kuhn .....	D23/330
1,863,056	6/1932	Kuenstler .....	D23/330
3,448,243	6/1969	Ripple .....	237/79

**FOREIGN PATENT DOCUMENTS**

1448075 6/1966 France ..... 237/79

**OTHER PUBLICATIONS**

House and Home, Jan. 1961, p. 228, baseboard heater  
Ⓐ, lower left side of page.

*Primary Examiner*—Wallace R. Burke

*Assistant Examiner*—Lisa Lichtenstein

*Attorney, Agent, or Firm*—Kane, Dalsimer, Sullivan,  
Kurucz, Levy, Eisele & Richard

[57] **CLAIM**

The ornamental design for a radiator, as shown and described.

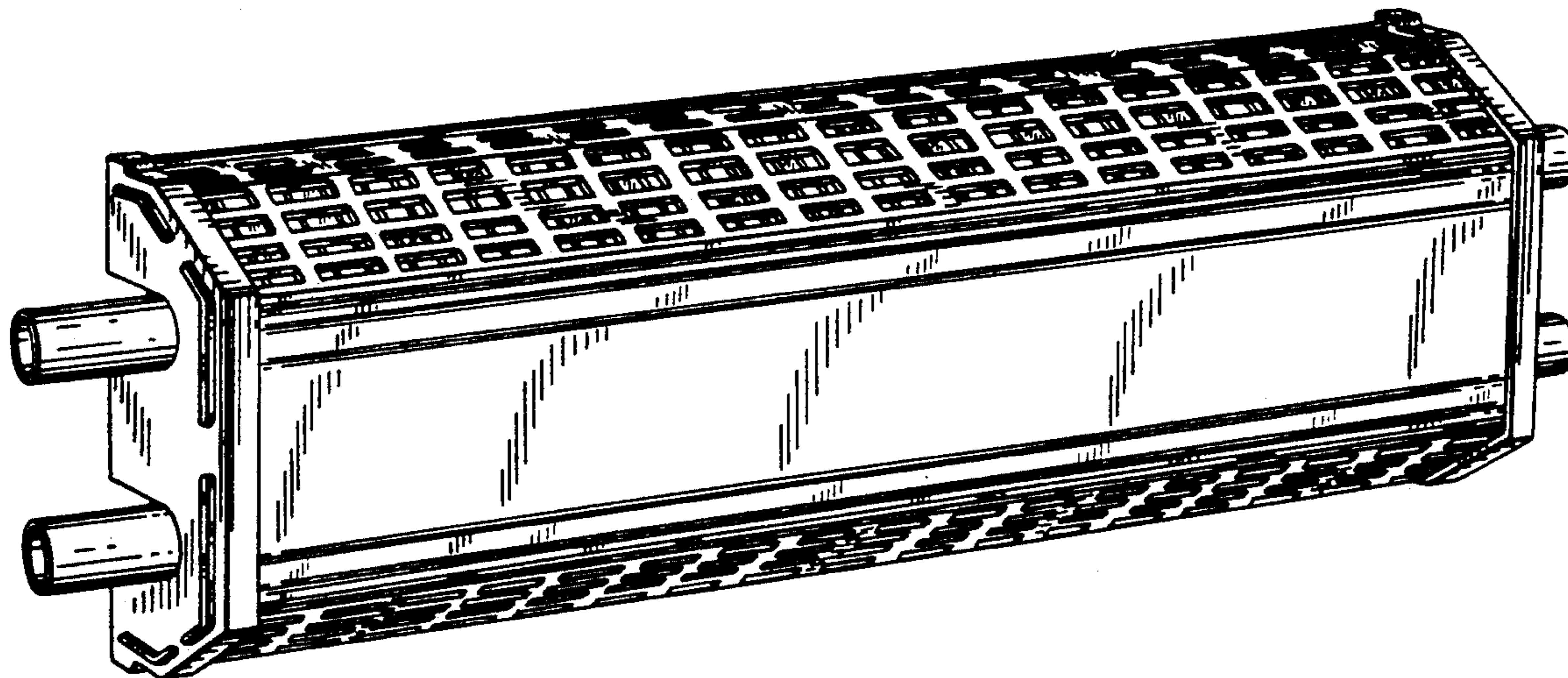
**DESCRIPTION**

FIG. 1 is a top, front, and left side perspective view of a radiator, showing my new design;

FIG. 2 is a top, rear, and right side perspective view thereof;

FIG. 3 is a top plan view thereof, the bottom being identical to that shown; and,

FIG. 4 is a left end elevation view thereof, the right end being a mirror image of that shown.



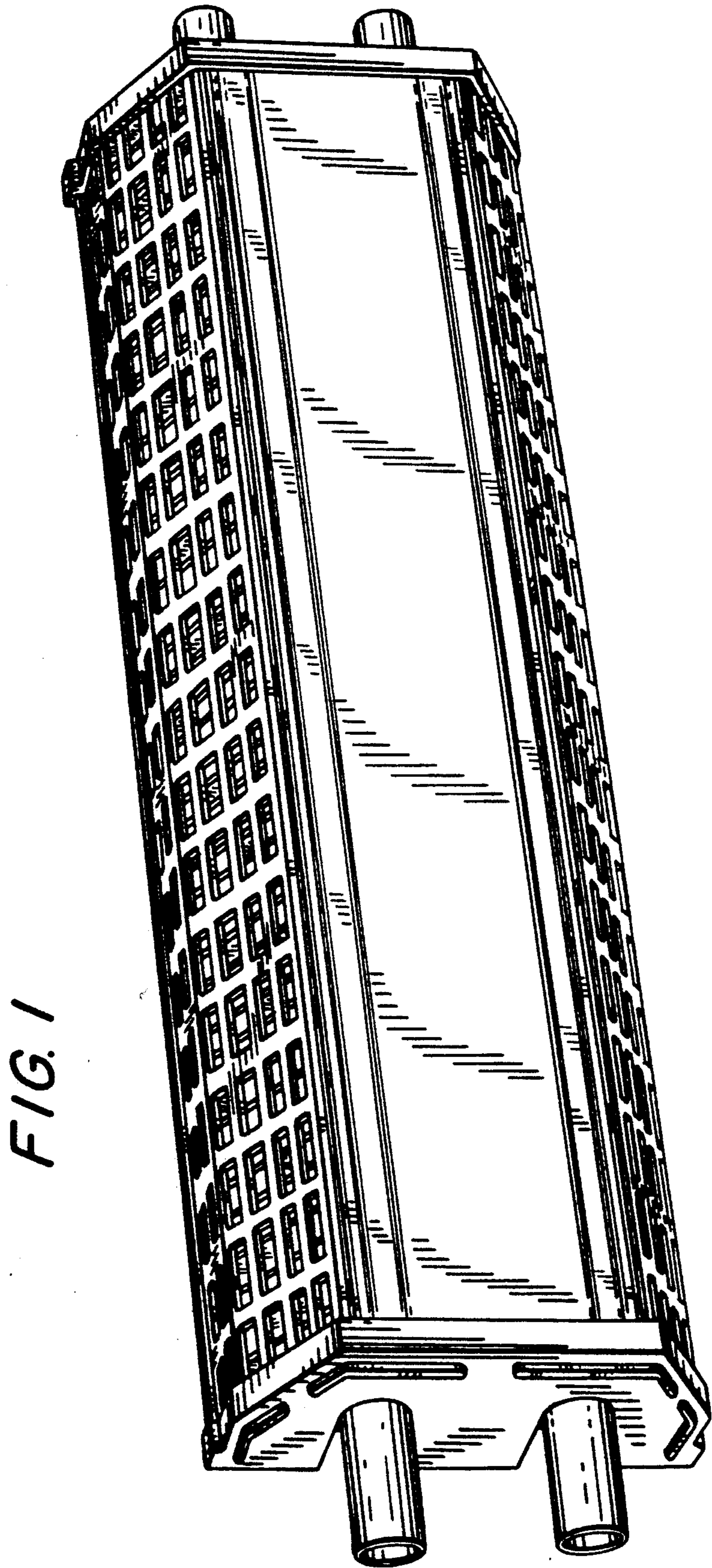


FIG. 1

FIG. 2

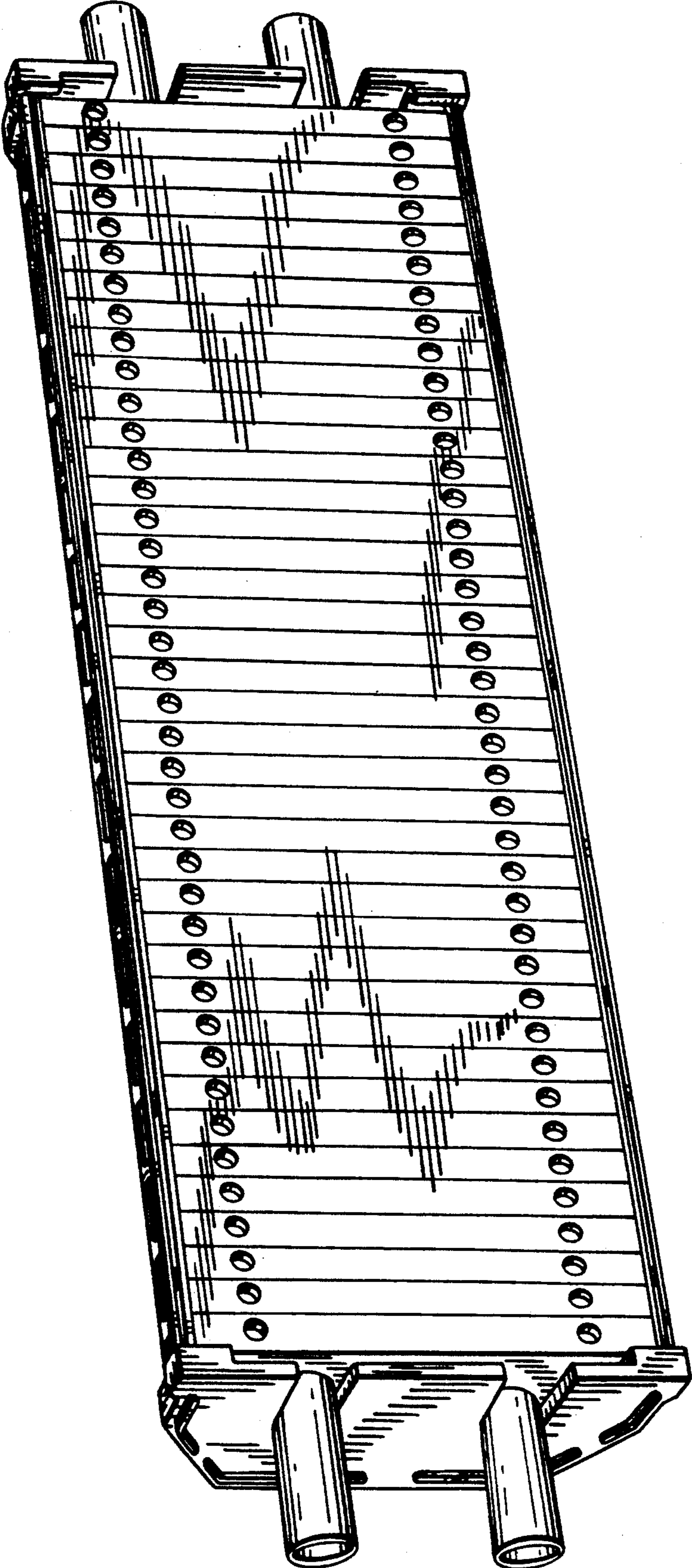




FIG. 3

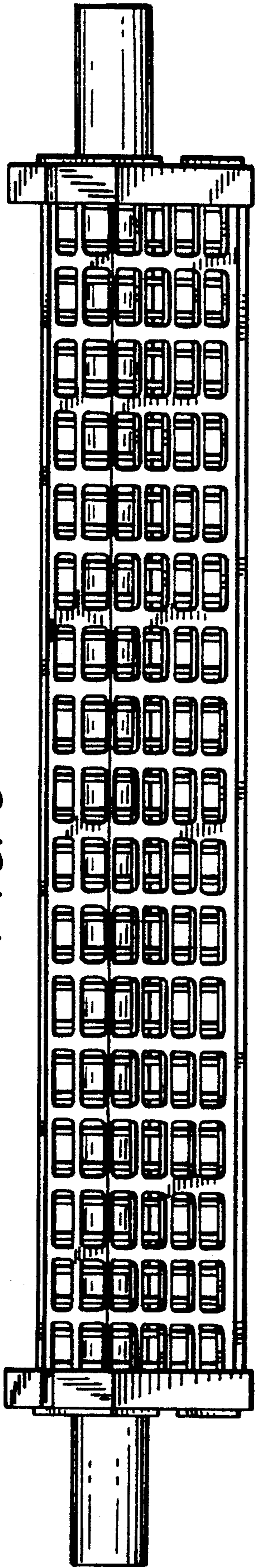


FIG. 4

