



US00D329689S

# United States Patent [19]

[11] Patent Number: **Des. 329,689**

Hatfield et al.

[45] Date of Patent: **\*\* Sep. 22, 1992**

[54] SHOE OUTSOLE

[75] Inventors: **Tinker L. Hatfield; William J. Worthington**, both of Portland, Oreg.

[73] Assignees: **Nike, Inc.; Nike International, Ltd.**, both of Beaverton, Oreg.

[\*\*] Term: **14 Years**

[21] Appl. No.: **806,542**

[22] Filed: **Dec. 13, 1991**

[52] U.S. Cl. .... **D2/320**

[58] Field of Search ..... **D2/264, 265, 274, 311, D2/317-322; 36/25 R, 28, 29, 32 R, 59 R, 59 C, 114, 132, 136**

[56] **References Cited**

**U.S. PATENT DOCUMENTS**

D. 298,285	11/1988	Tong	.....	D2/320
D. 301,658	6/1989	Hase	.....	D2/320
D. 309,369	7/1990	Issler	.....	D2/320
D. 309,669	8/1990	Arai	.....	D2/320
D. 311,810	11/1990	Hatfield	.....	D2/320
D. 319,331	8/1991	Hatfield et al.	.....	D2/320
D. 319,337	8/1991	Hatfield	.....	D2/320
D. 321,973	12/1991	Hatfield	.....	D2/320
D. 321,978	12/1991	Hatfield	.....	D2/320
D. 324,449	3/1992	Hatfield	.....	D2/320

**OTHER PUBLICATIONS**

The Fall 1989 Nike Footwear Catalog, published Jan., 1989, pp. 54-55.

The Fall 1991 Nike Footwear Catalog, published Jan., 1991, pp. 60-61.

*Primary Examiner*—Louis S. Zarfes  
*Attorney, Agent, or Firm*—Banner, Birch, McKie & Beckett

[57] **CLAIM**

The ornamental design for a shoe outsole, as shown and described.

**DESCRIPTION**

FIG. 1 is a bottom plan view of a shoe outsole showing our new design;

FIG. 2 is a side view of the shoe outsole shown in FIG. 1;

FIG. 3 is a side view of the other side of the shoe outsole shown in FIG. 1;

FIG. 4 is a cross section taken along line 4-4 of FIG. 1;

FIG. 5 is a cross section taken along line 5-5 of FIG. 1;

FIG. 6 is a cross section taken along line 6-6 of FIG. 3;

FIG. 7 is a cross section taken along line 7-7 of FIG. 1;

FIG. 8 is a front elevational view of the shoe outsole shown in FIG. 1; and,

FIG. 9 is a rear elevational view of the shoe outsole shown in FIG. 1.

The broken line showing of a shoe upper and a shoe midsole shown in FIGS. 2, 3, 8 and 9 is for illustrative purposes only and forms no part of the claimed design.

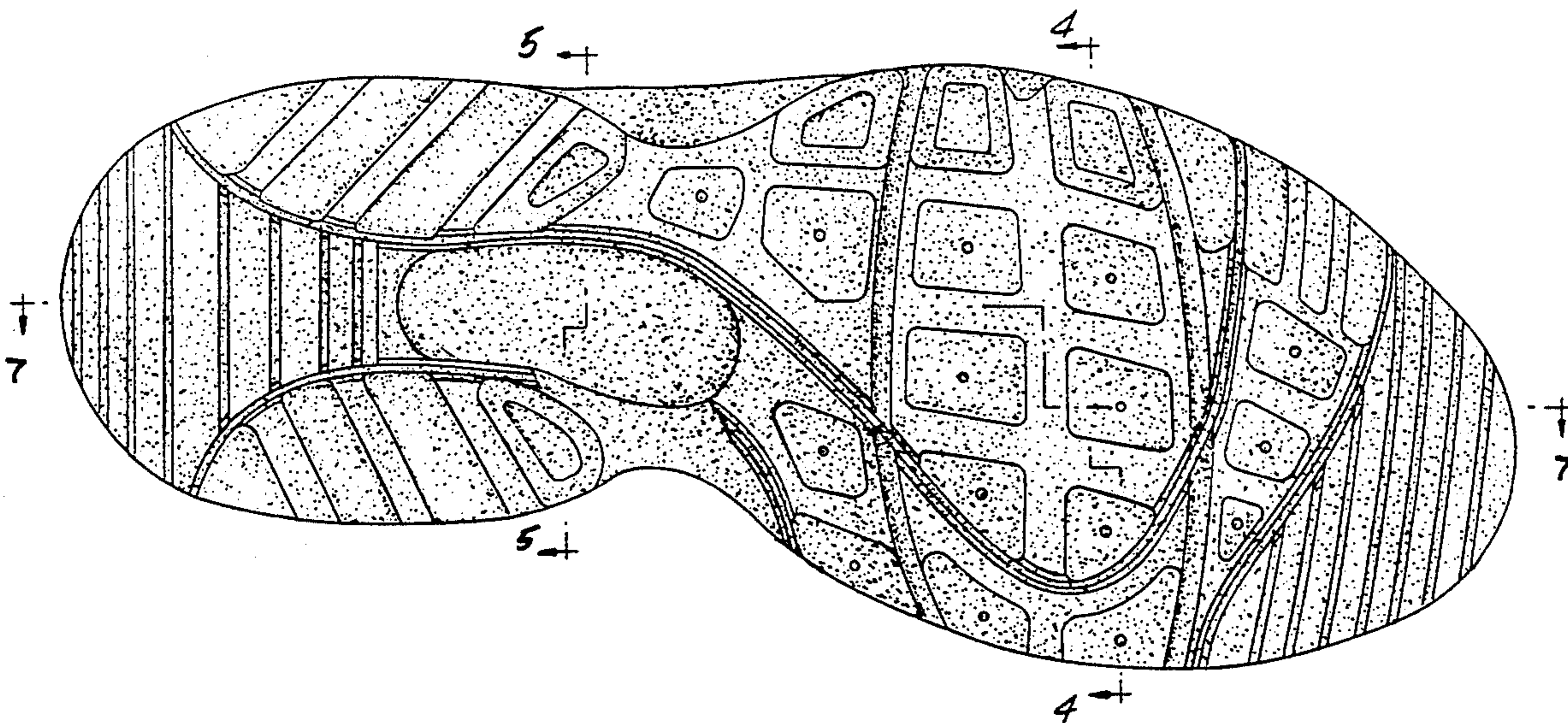
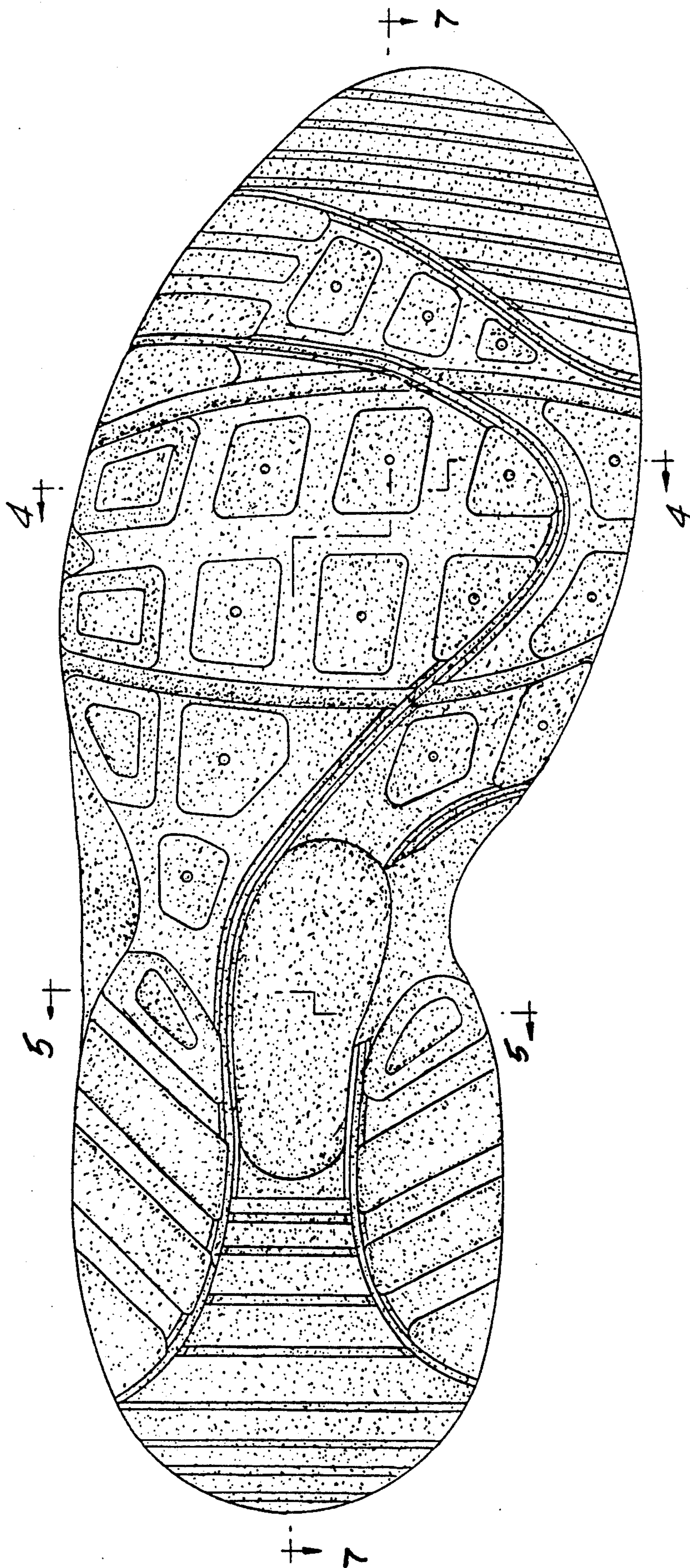
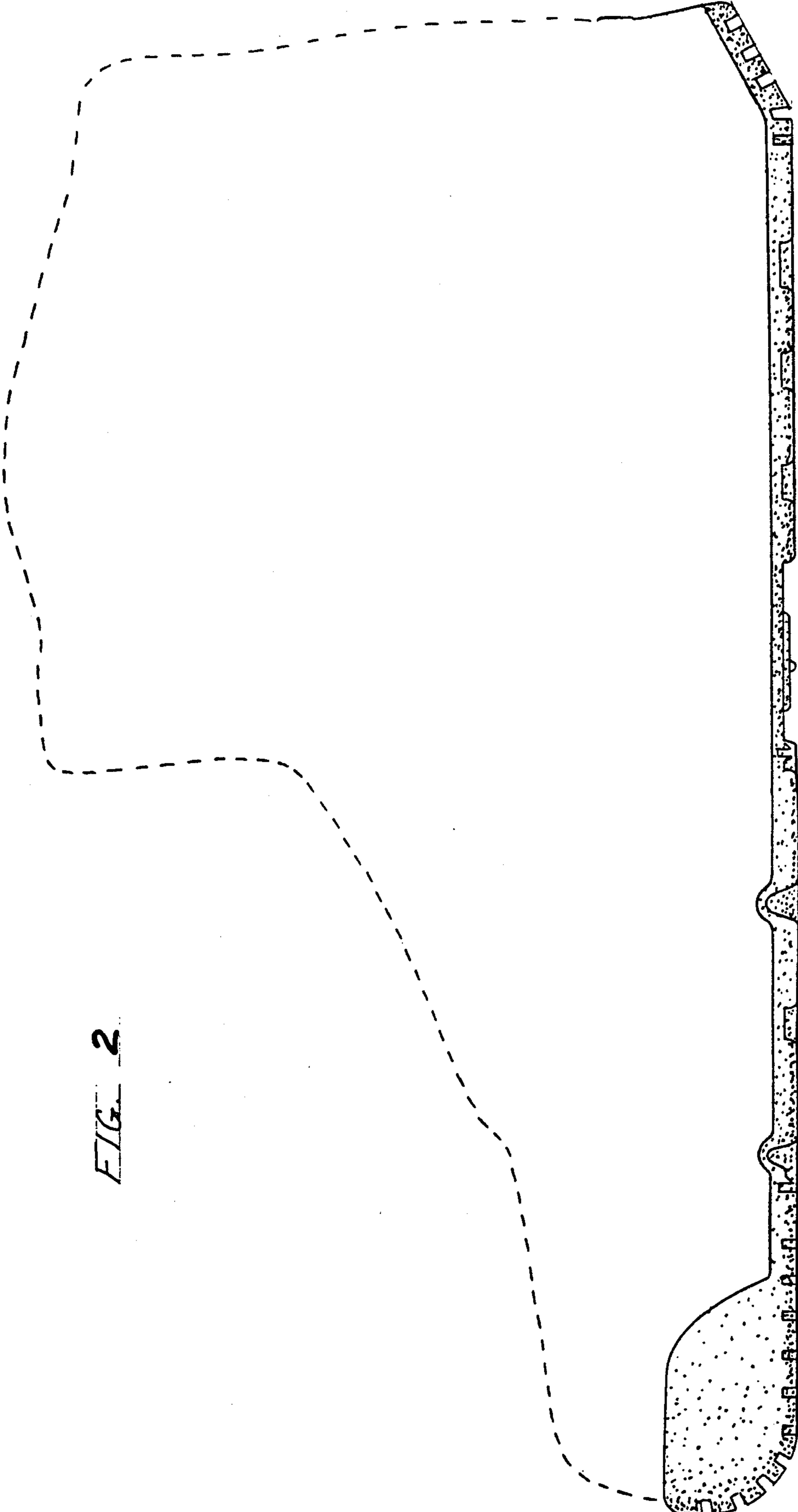


FIG. 1





*FIG. 2*

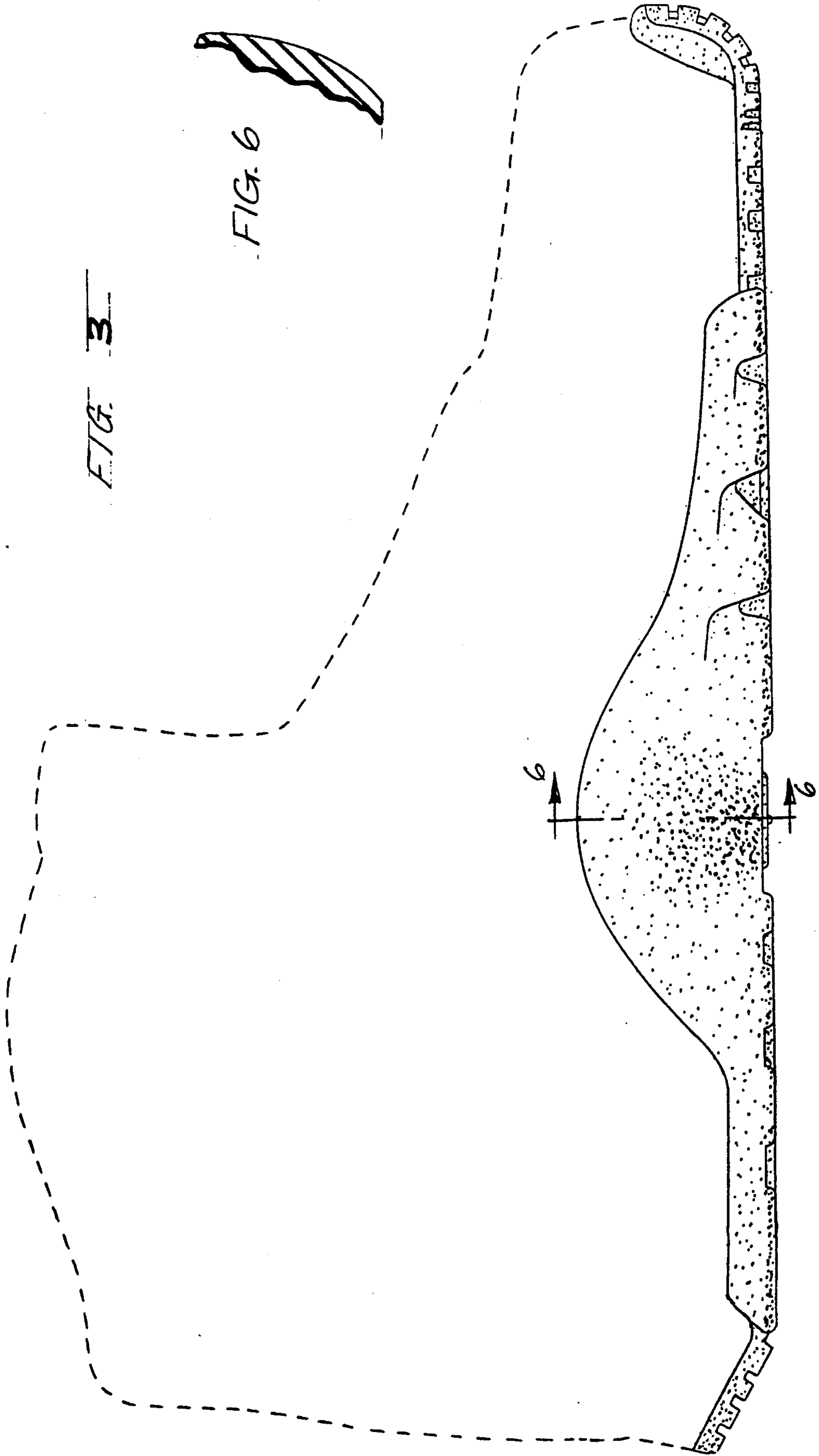


FIG. 3

FIG. 6

FIG. 7



FIG. 4



FIG. 5



FIG. 9

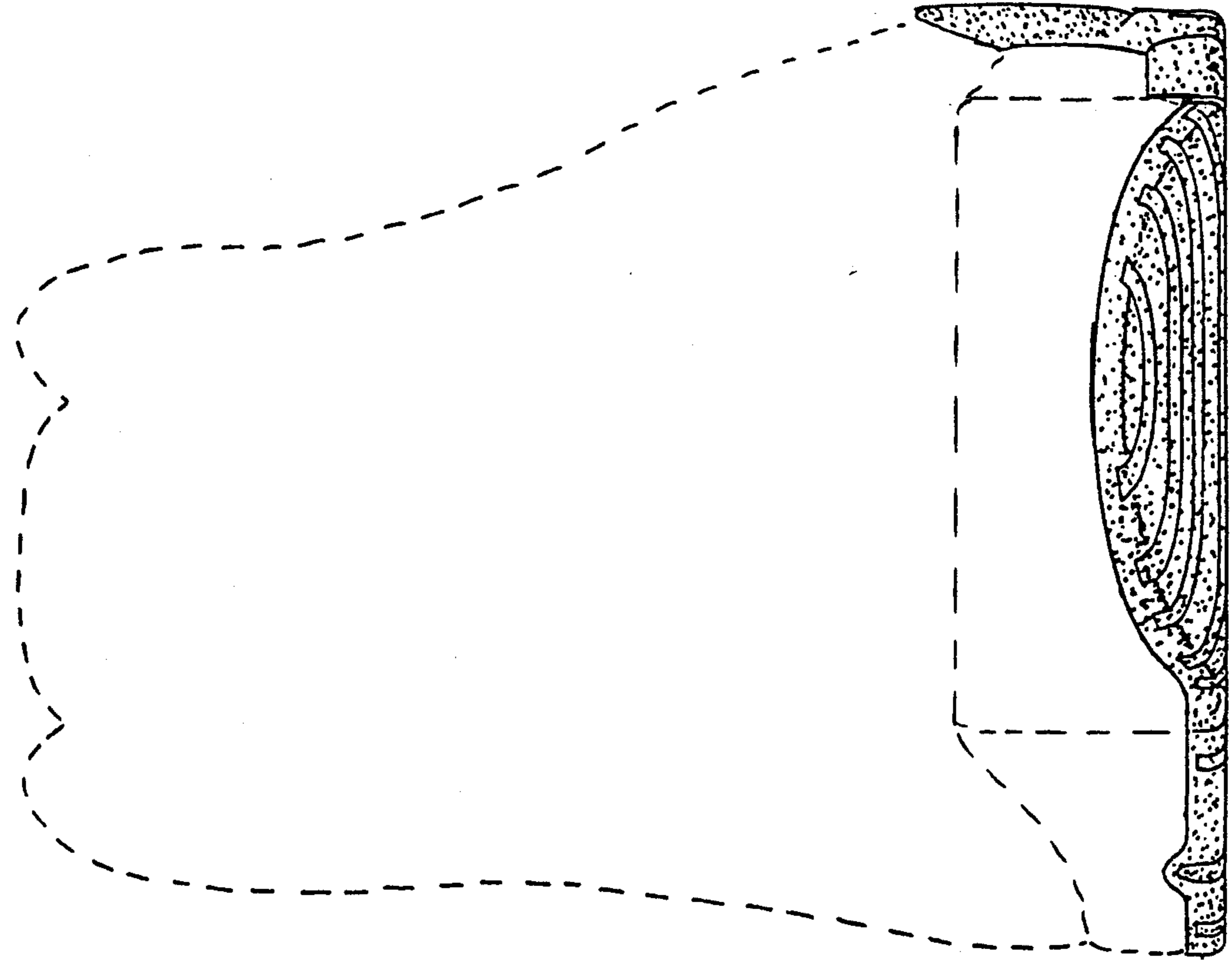


FIG. 8

