



US00D329649S

United States Patent [19]

Stamps, Jr. et al.

[11] Patent Number: **Des. 329,649**

[45] Date of Patent: **** Sep. 22, 1992**

[54] HOUSING EXTENSION FOR A SELECTIVE CALL RECEIVER

[75] Inventors: **Douglas K. Stamps, Jr.**, Boynton Beach; **Leo V. Krolak**, Plantation, both of Fla.

[73] Assignee: **Motorola, Inc.**, Schaumburg, Fla.

[**] Term: **14 Years**

[21] Appl. No.: **573,594**

[22] Filed: **Aug. 27, 1990**

[52] U.S. Cl. **D14/217; D13/103**

[58] Field of Search **D14/124, 137, 163, 168, D14/171, 188-198, 265, 299, 217; 455/344, 347, 350-351, 92, 100, 128; 340/825; D13/103, 107, 108**

[56] **References Cited**

U.S. PATENT DOCUMENTS

- D. 280,717 9/1985 Scheid et al. D13/103
- D. 285,439 9/1986 Nagele D14/217
- D. 295,511 5/1988 Scheid et al. D13/103
- D. 299,226 1/1989 Toth et al. D13/103

Primary Examiner—Theodore M. Shooman
Attorney, Agent, or Firm—Gregg E. Rasor; Thomas G. Berry; Vincent B. Ingrassia



[57] **CLAIM**

The ornamental design for a housing extension for a selective call receiver, as shown and described.

DESCRIPTION

FIG. 1 is a top plan view of a housing extension for a selective call receiver or similar article showing our new design;

- FIG. 2 is a front elevational view thereof;
- FIG. 3 is a right side elevational view thereof;
- FIG. 4 is a rear elevational view thereof;
- FIG. 5 is a bottom plan view thereof; and,
- FIG. 6 is a left side elevational view thereof.



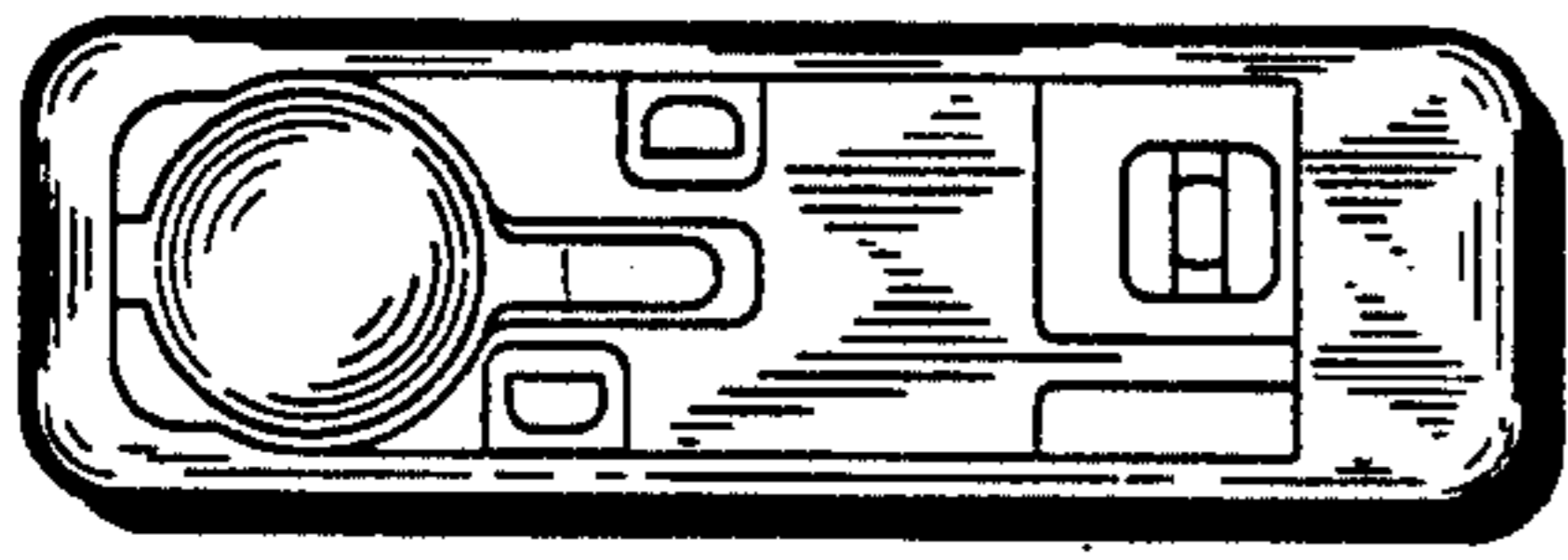


FIG. 1




FIG. 2




FIG. 3

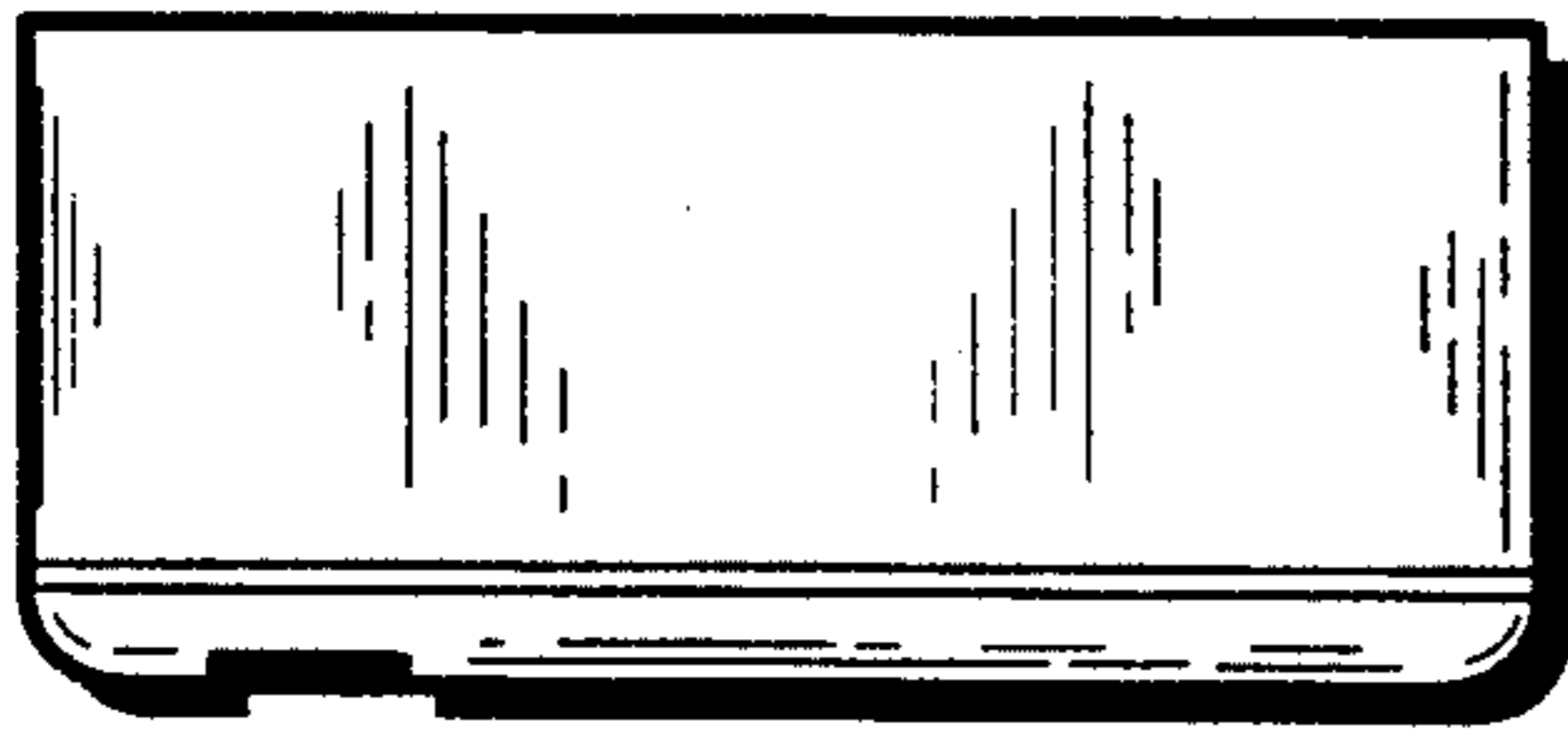


FIG. 4




FIG. 6

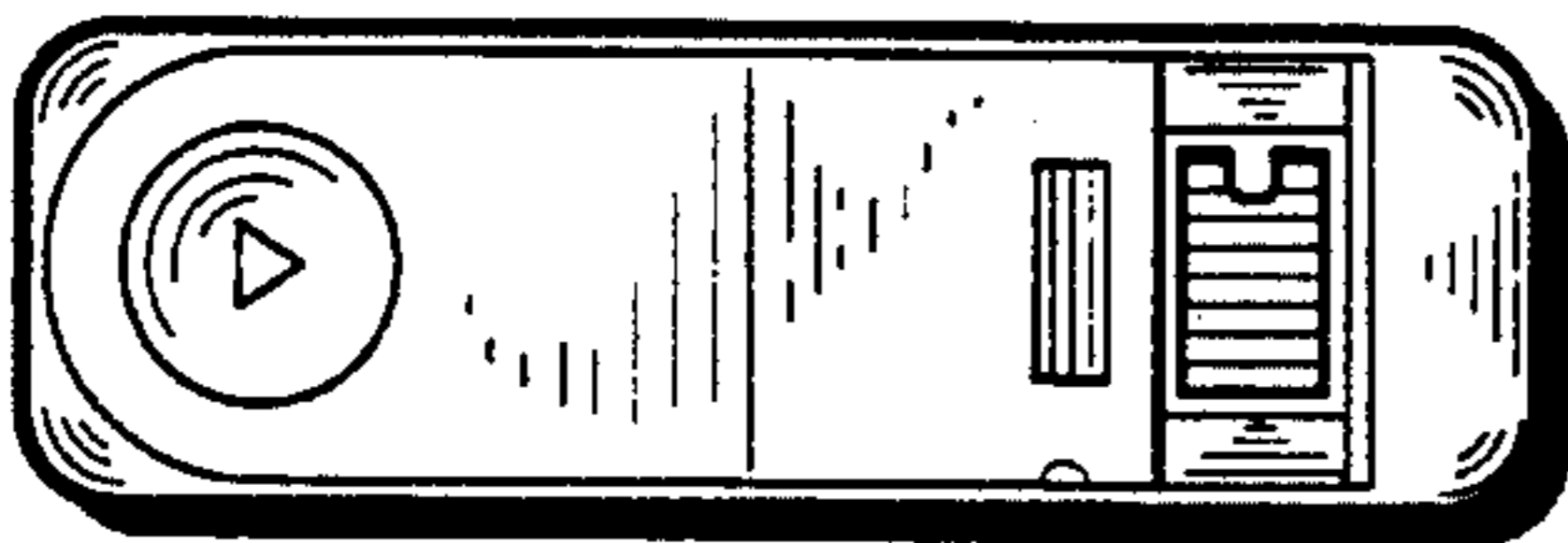


FIG. 5