



US00D329645S

United States Patent [19] Baik

[11] Patent Number: **Des. 329,645**

[45] Date of Patent: **** Sep. 22, 1992**

[54] **PORTABLE CASSETTE TAPE RECORDER**

[75] Inventor: **Soon H. Baik**, Kyounggi, Rep. of Korea

[73] Assignee: **Samsung Electronics Co., Ltd.**, Suwon, Rep. of Korea

[**] Term: **14 Years**

[21] Appl. No.: **541,406**

[22] Filed: **Jun. 21, 1990**

[30] **Foreign Application Priority Data**

Nov. 8, 1989 [KR] Rep. of Korea 1989-15038

[52] U.S. Cl. **D14/165; D14/168**

[58] Field of Search **D14/154, 160-172, D14/188-198, 257, 259, 265, 299; 455/344, 347, 350, 351; 312/7.1**

[56] **References Cited**

U.S. PATENT DOCUMENTS

D. 307,142 4/1990 Morinaga D14/163

D. 317,916 7/1991 Fuke D14/168 X
D. 318,863 8/1991 Mori D14/168 X

OTHER PUBLICATIONS

Dealerscope Merchandising, Jan. 1988, p. 120, Top right-Karaoke boombox.

Primary Examiner—Theodore M. Shooman
Attorney, Agent, or Firm—Robert E. Bushnell

[57] **CLAIM**

The ornamental design for a portable cassette tape recorder, as shown and described.

DESCRIPTION

FIG. 1 is a top, front and right side perspective view of a portable cassette tape recorder showing my new design;

FIG. 2 is a top plan view thereof;

FIG. 3 is a front elevational view thereof;

FIG. 4 is a bottom plan view thereof;

FIG. 5 is a rear elevational view thereof;

FIG. 6 is a left side elevational view thereof; and,

FIG. 7 is a right side elevational view thereof.




FIG. 1




FIG. 2



FIG. 3

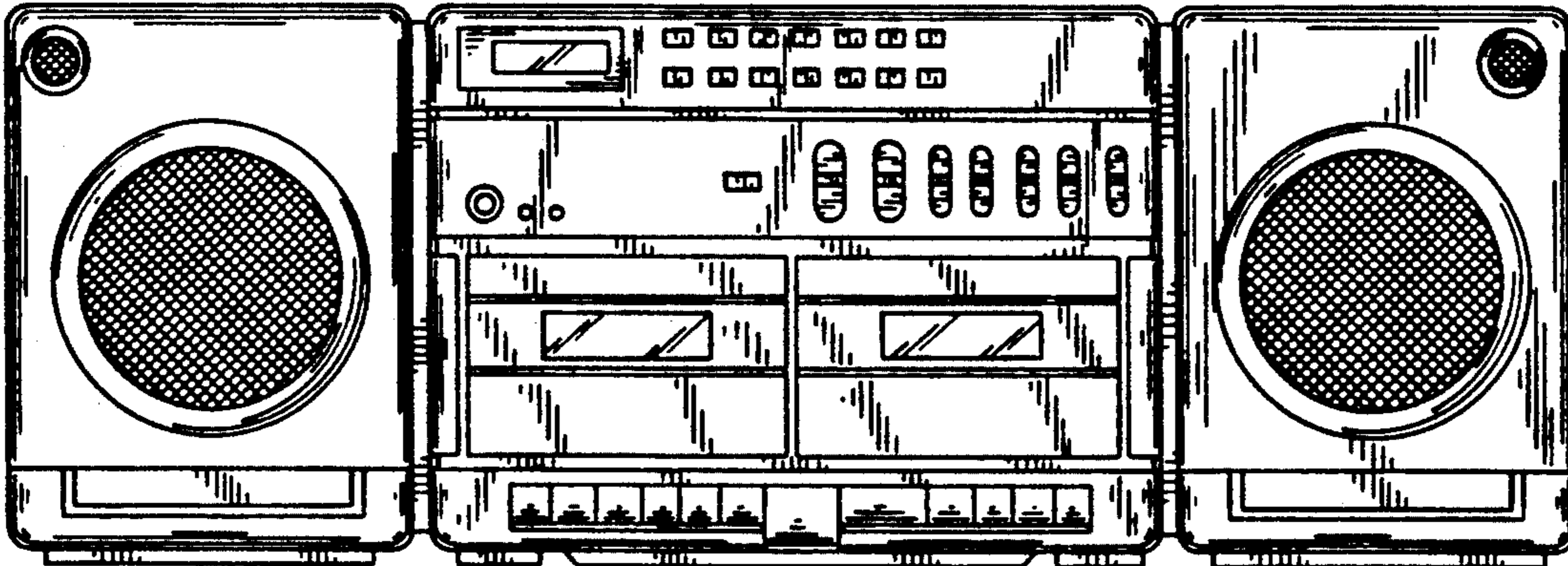


FIG. 4




FIG. 5

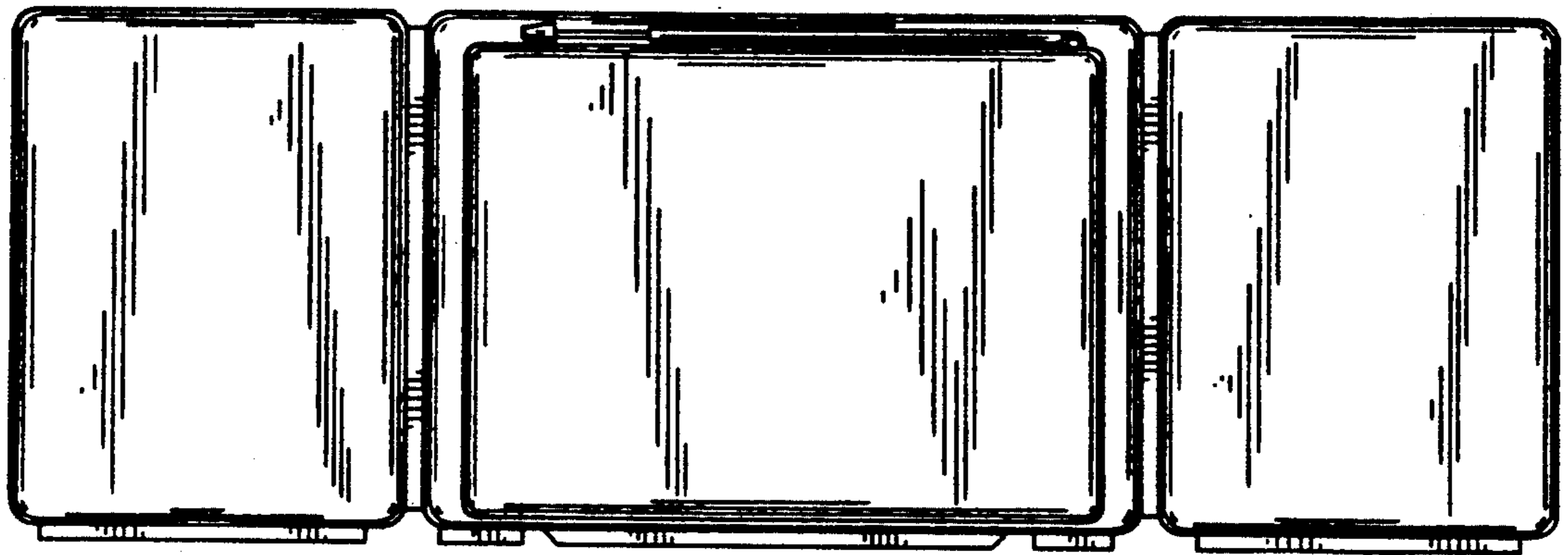


FIG. 6




FIG. 7

