



US00D329637S

# United States Patent [19]

[11] Patent Number: **Des. 329,637**

Sutton

[45] Date of Patent: **\*\* Sep. 22, 1992**

[54] **RETRACTABLE TELEPHONE EXTENSION CORD**

### FOREIGN PATENT DOCUMENTS

3139738 4/1983 Fed. Rep. of Germany .... 191/12 R

[76] Inventor: **Kevin E. Sutton, 44303 S. Fork Dr., Three Rivers, Calif. 93271**

### OTHER PUBLICATIONS

Tab-mounted 4" round weatherproof box on Carlon Price Sheet 2P1-45, Apr. 1986.

[\*\*] Term: **14 Years**

Ornaments in third row from the bottom on p. 263 of Central Type Foundry catalog, Jul. 1980.

[21] Appl. No.: **501,196**

Series C ornaments on p. 264 of Central Type Foundry catalog, Jul. 1890.

[22] Filed: **Mar. 29, 1990**

Item A106 on p. 25 of Hong Kong Enterprise Nov. 1987.

[52] U.S. Cl. .... **D13/140**

Retractable cord units on p. 97 of Hong Kong Enterprise Nov. 1987.

[58] Field of Search ..... **D13/133, 139, 140, 146, D13/147; 439/501, 502; 242/96, 107.7, 107.2; 191/12.4, 12.2 R; D7/562, 585**

*Primary Examiner*—Wallace R. Burke

*Assistant Examiner*—Joel Sincavage

*Attorney, Agent, or Firm*—Leon Gilden

### [56] References Cited

### [57] CLAIM

#### U.S. PATENT DOCUMENTS

The ornamental design for a retractable telephone extension cord, as shown and described.

D. 44,753	10/1913	Feeney	.....	D7/562
D. 199,528	11/1964	Danner	.....	D13/140
D. 275,552	9/1984	Izumi	.....	D13/140
1,069,265	9/1912	Dick	.....	242/107.7
1,443,194	1/1923	Pichler	.....	242/107.7
2,496,732	2/1950	Lyman	.....	439/350 X
3,705,962	12/1972	Banister	.....	191/12.4
4,416,429	11/1983	Jessamine	.....	242/96 X
4,692,034	9/1987	Fukui et al.	.....	242/96 X
4,940,859	7/1990	Peterson	.....	191/12.4
4,946,010	8/1990	Di Bono	.....	D13/140 X

### DESCRIPTION

FIG. 1 is a front elevational view of the retractable telephone extension cord showing my new design;

FIG. 2 is a rear elevational view thereof;

FIG. 3 is a left side elevational view thereof;

FIG. 4 is a right side elevational view thereof;

FIG. 5 is a top plan view thereof; and,

FIG. 6 is a bottom plan view thereof.

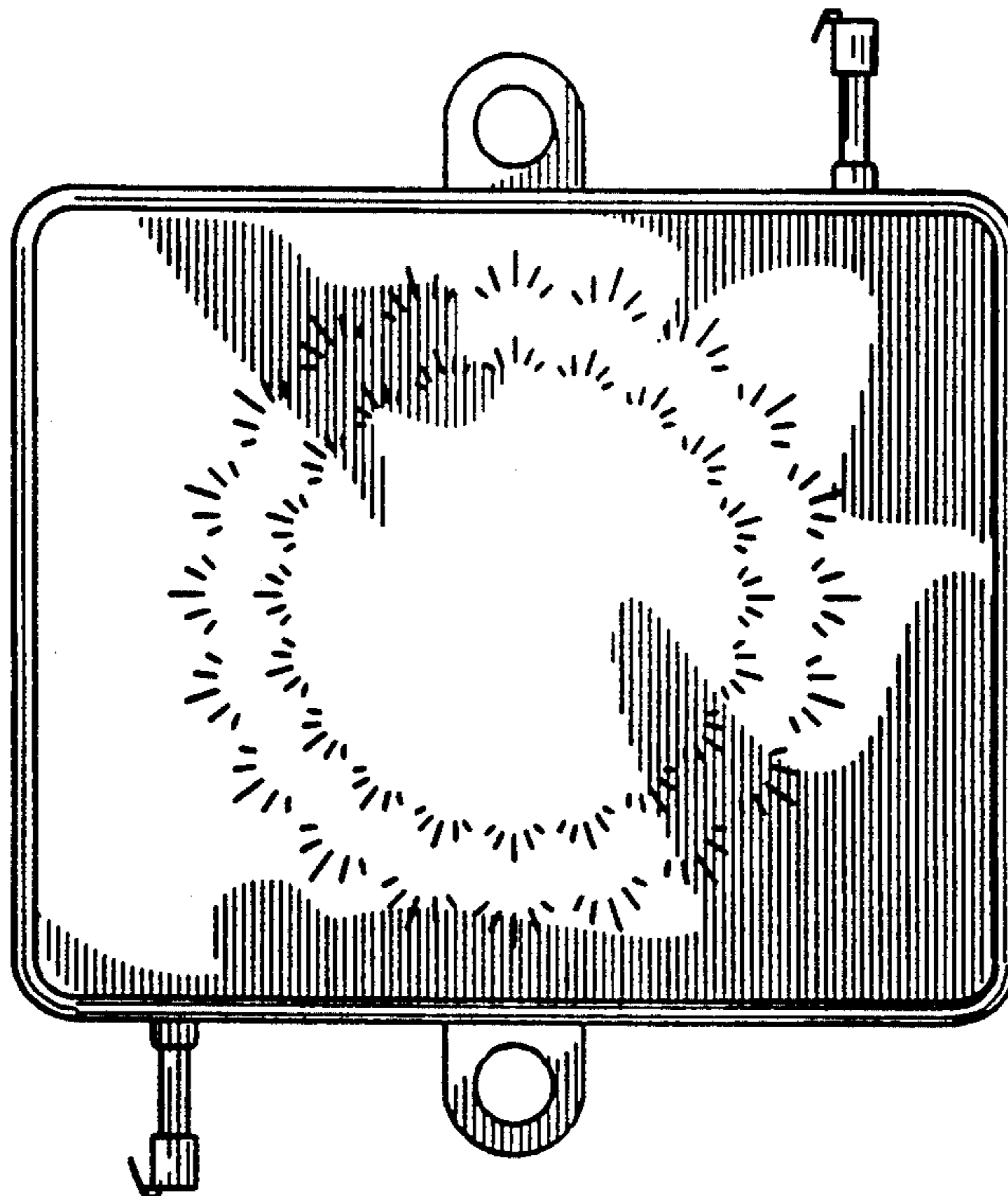


FIG. 1

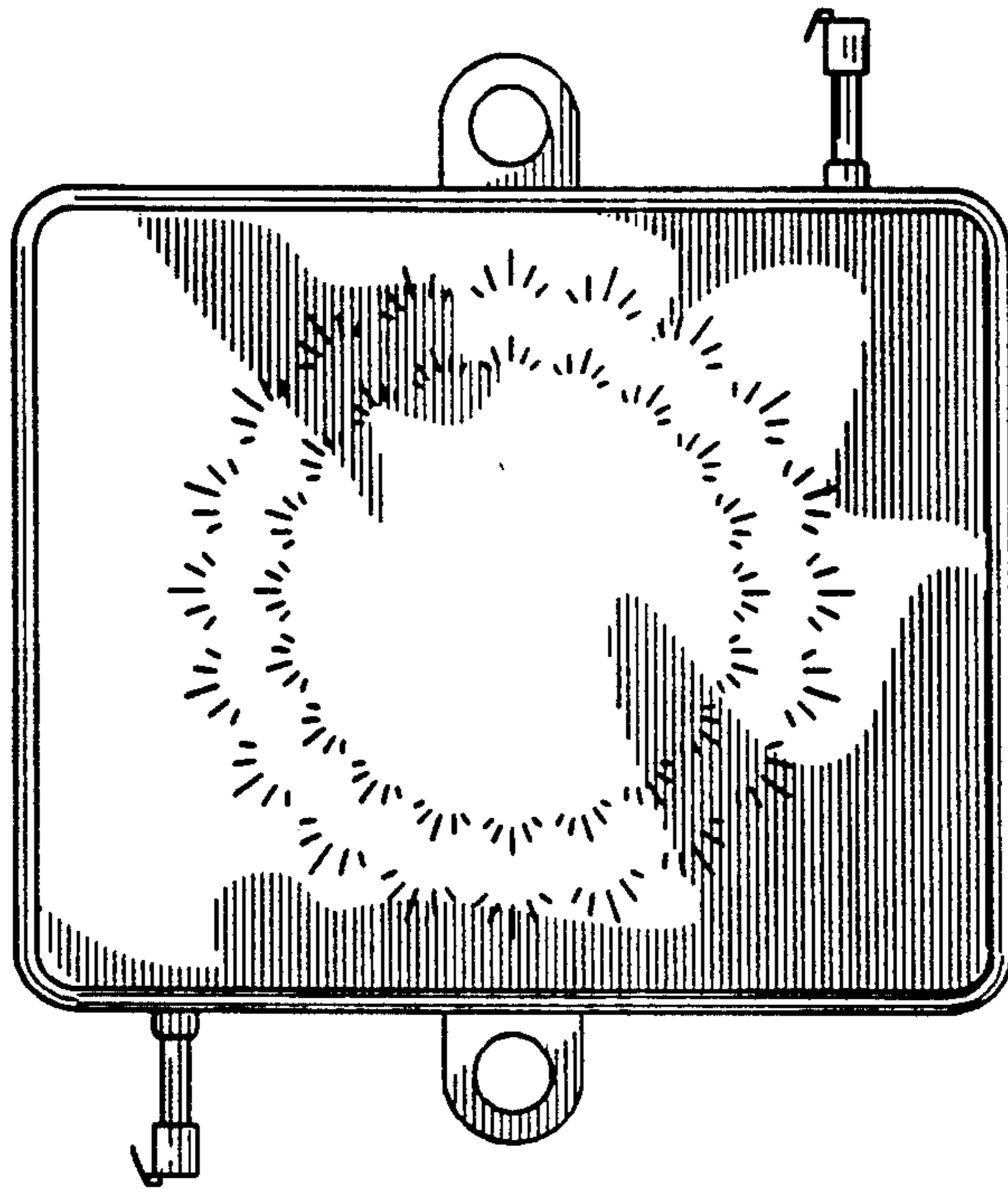


FIG. 2

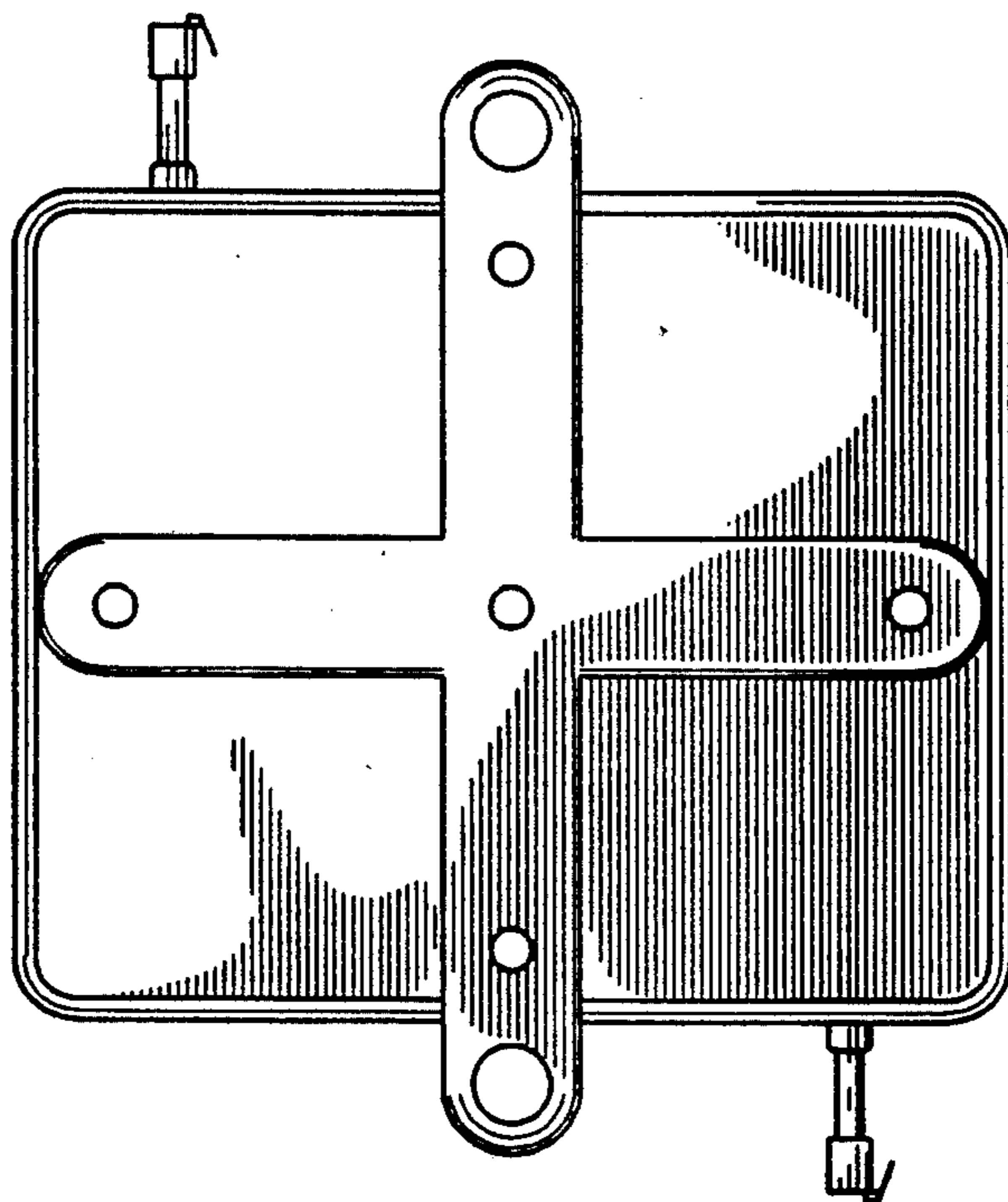


FIG. 3




FIG. 4




FIG. 5

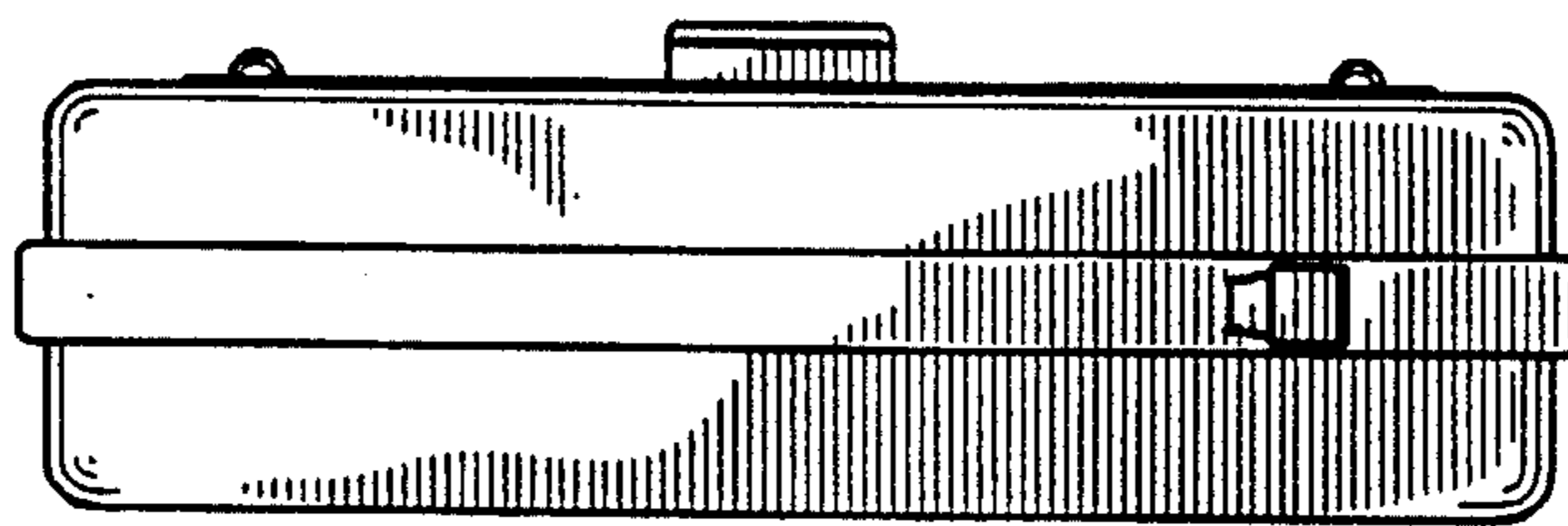


FIG. 6

