



US00D329613S

# United States Patent [19]

Yano

[11] Patent Number: **Des. 329,613**

[45] Date of Patent: **\*\* Sep. 22, 1992**

## [54] WRISTWATCH

[75] Inventor: **Masanobu Yano, Tokyo, Japan**

[73] Assignee: **Seiko Instruments Inc., Japan**

[\*\*] Term: **14 Years**

[21] Appl. No.: **482,355**

[22] Filed: **Feb. 20, 1990**

### [30] Foreign Application Priority Data

Aug. 21, 1989 [JP] Japan ..... 1-30512

[52] U.S. Cl. .... **D10/39; D10/10**

[58] Field of Search ..... **D10/1-40, D10/122-132; 368/276-277, 280-282, 285**

### [56] References Cited

#### U.S. PATENT DOCUMENTS

D. 268,816 5/1983 Venker ..... D10/126 X  
4,711,583 12/1987 Oechslin ..... 368/16 X

## OTHER PUBLICATIONS

*Swiss Watch & Jewelry Journal*—Feb. 1989—pp. 345, 479—Watches.

*Swiss Watch & Jewelry Journal*—Jun. 1983—p. 611—Watch at top.


*Primary Examiner*—Nelson C. Holtje  
*Attorney, Agent, or Firm*—Bruce L. Adams; Van C. Wilks

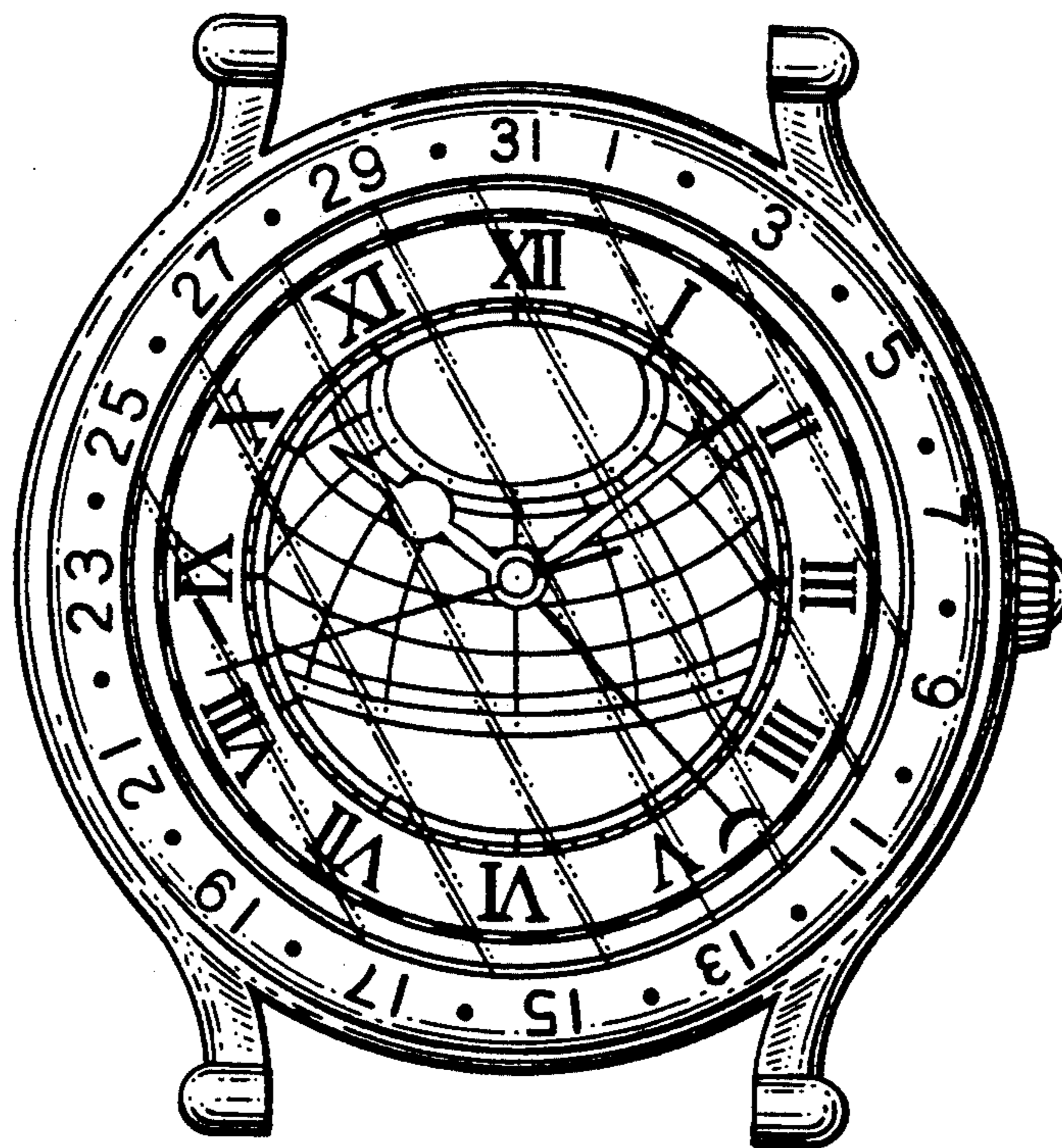
## [57] CLAIM

The ornamental design for a wristwatch, as shown and described.

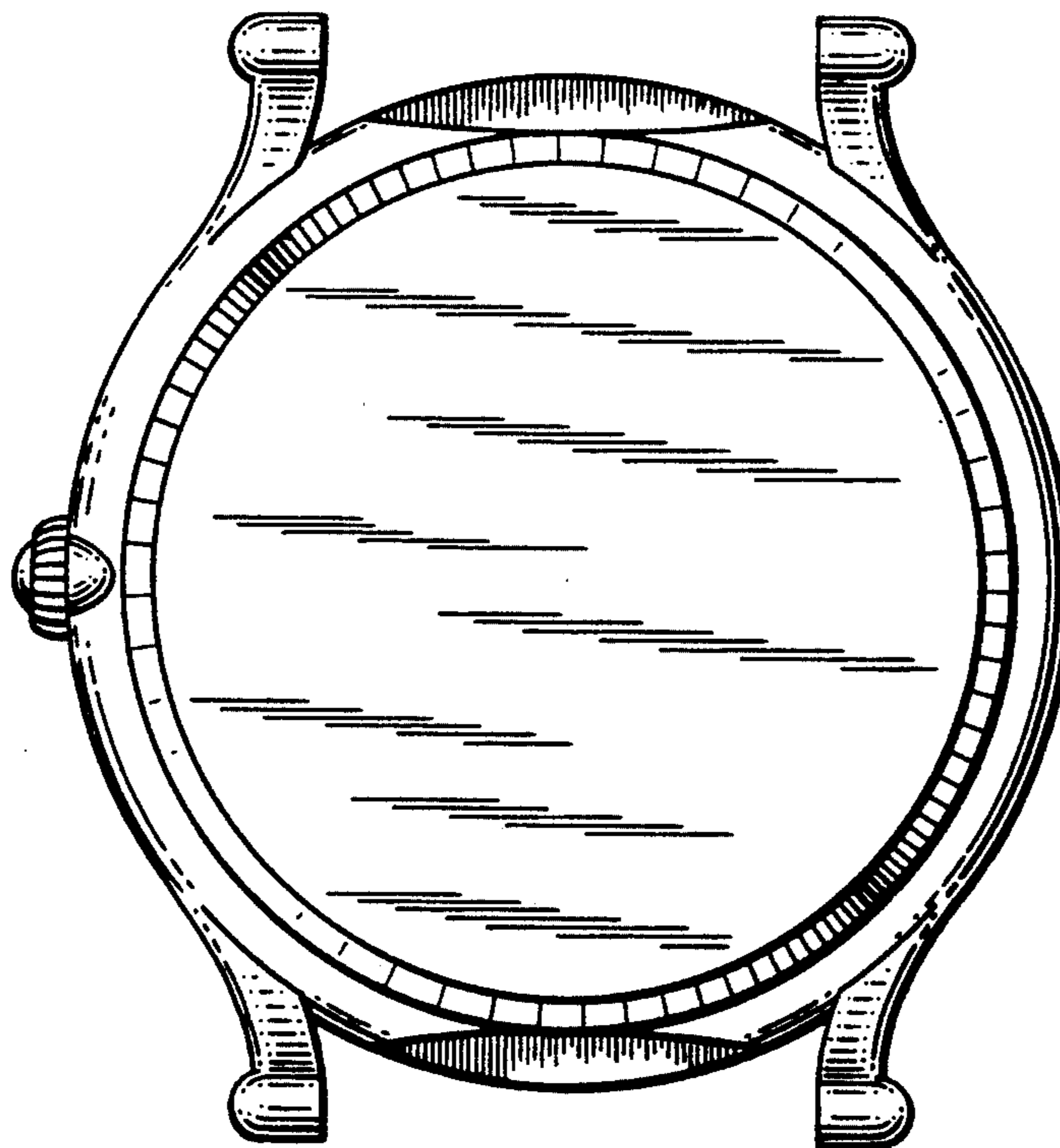
## DESCRIPTION

FIG. 1 is a front elevational view of a wristwatch showing my new design;  
FIG. 2 is a rear elevational view thereof;  
FIG. 3 is a top plan view thereof;  
FIG. 4 is a bottom plan view thereof;  
FIG. 5 is a left side elevational view thereof;  
FIG. 6 is a right side elevational view thereof; and,  
FIG. 7 is a front right perspective view thereof.

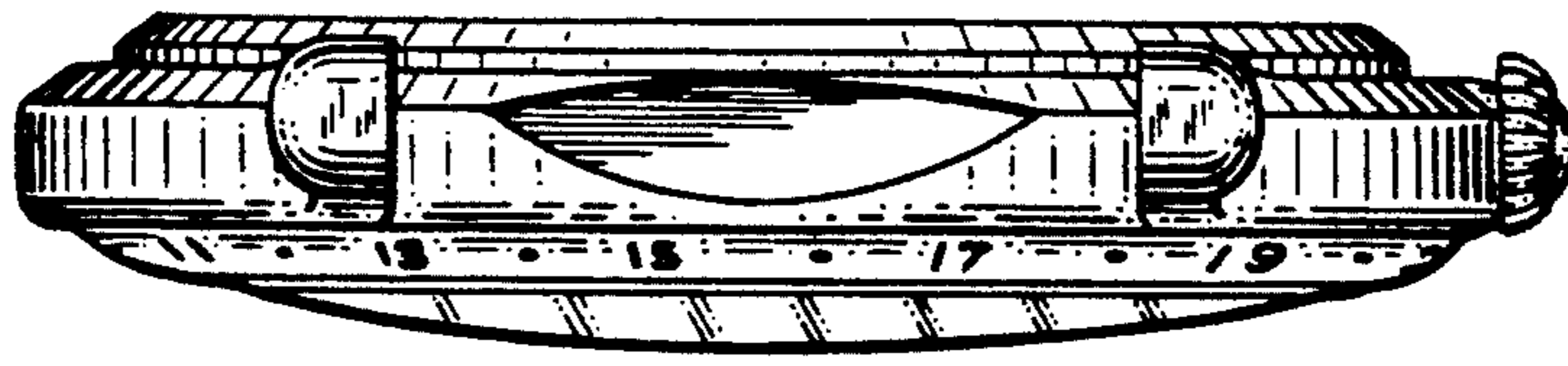




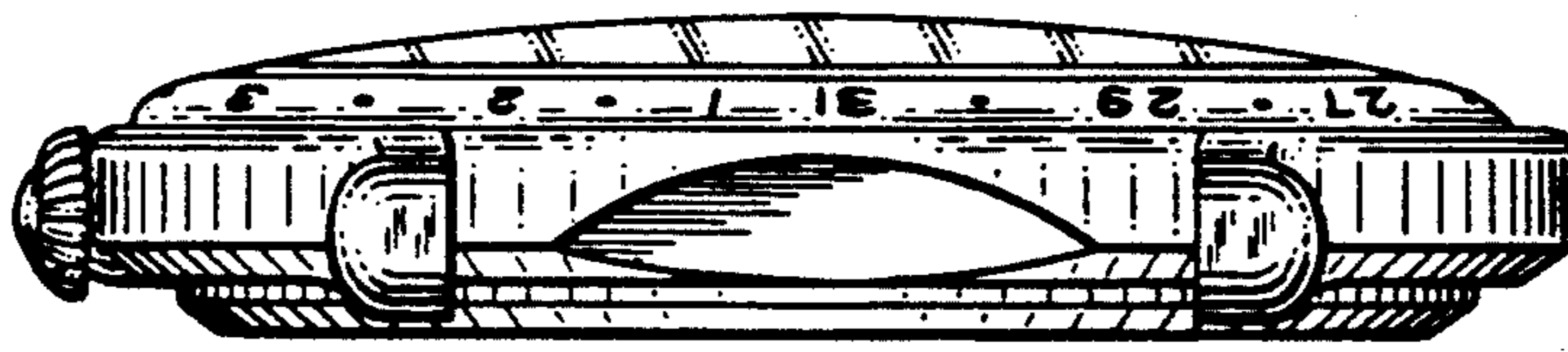
*FIG. 1*



*FIG. 2*




*FIG. 3*




*FIG. 4*



*FIG. 5*



*FIG. 6*



**FIG. 7**