



US00D329594S

United States Patent [19]

Gregerson et al.

[11] Patent Number: **Des. 329,594**

[45] Date of Patent: **** Sep. 22, 1992**

[54] **COMPACT DISK PACKAGE**

[75] Inventors: **Barry Gregerson, Shoreview; Larry Dessen, Waconia, both of Minn.**

[73] Assignee: **Empak, Inc., Chanhassen, Minn.**

[**] Term: **14 Years**

[21] Appl. No.: **567,824**

[22] Filed: **Aug. 15, 1990**

[52] U.S. Cl. **D9/341; D3/35; D9/418**

[58] Field of Search **D9/420-423, D9/414, 341; D3/35, 30.1; D14/135, 136; 206/307-313, 444, 387, 807**

[56] **References Cited**

U.S. PATENT DOCUMENTS

- D. 273,721 5/1984 Ronzani D9/420 X
- D. 316,181 4/1991 Clifton D9/423 X
- D. 316,481 4/1991 Kunimune et al. D3/35

- D. 321,783 11/1991 Ozeki D3/35
- 4,805,769 2/1989 Soltis et al. 206/309
- 4,862,448 8/1989 Tanaka et al. 206/444 X
- 4,865,190 9/1989 Gregerso et al. 206/309
- 4,925,023 5/1990 Goldblatt et al. 206/309

Primary Examiner—Melvin B. Feifer
Assistant Examiner—Prabhakar Deshmukh
Attorney, Agent, or Firm—Haugen and Nikolai

[57] **CLAIM**

The ornamental design for a compact disk package, as shown and described.

DESCRIPTION

FIG. 1 is a top plan view of a compact disk package showing our new design;
FIG. 2 is a right side elevational view thereof;
FIG. 3 is a left side elevational view thereof;
FIG. 4 is a bottom plan view thereof;
FIG. 5 is a rear elevational view thereof; and,
FIG. 6 is a front elevational view thereof.

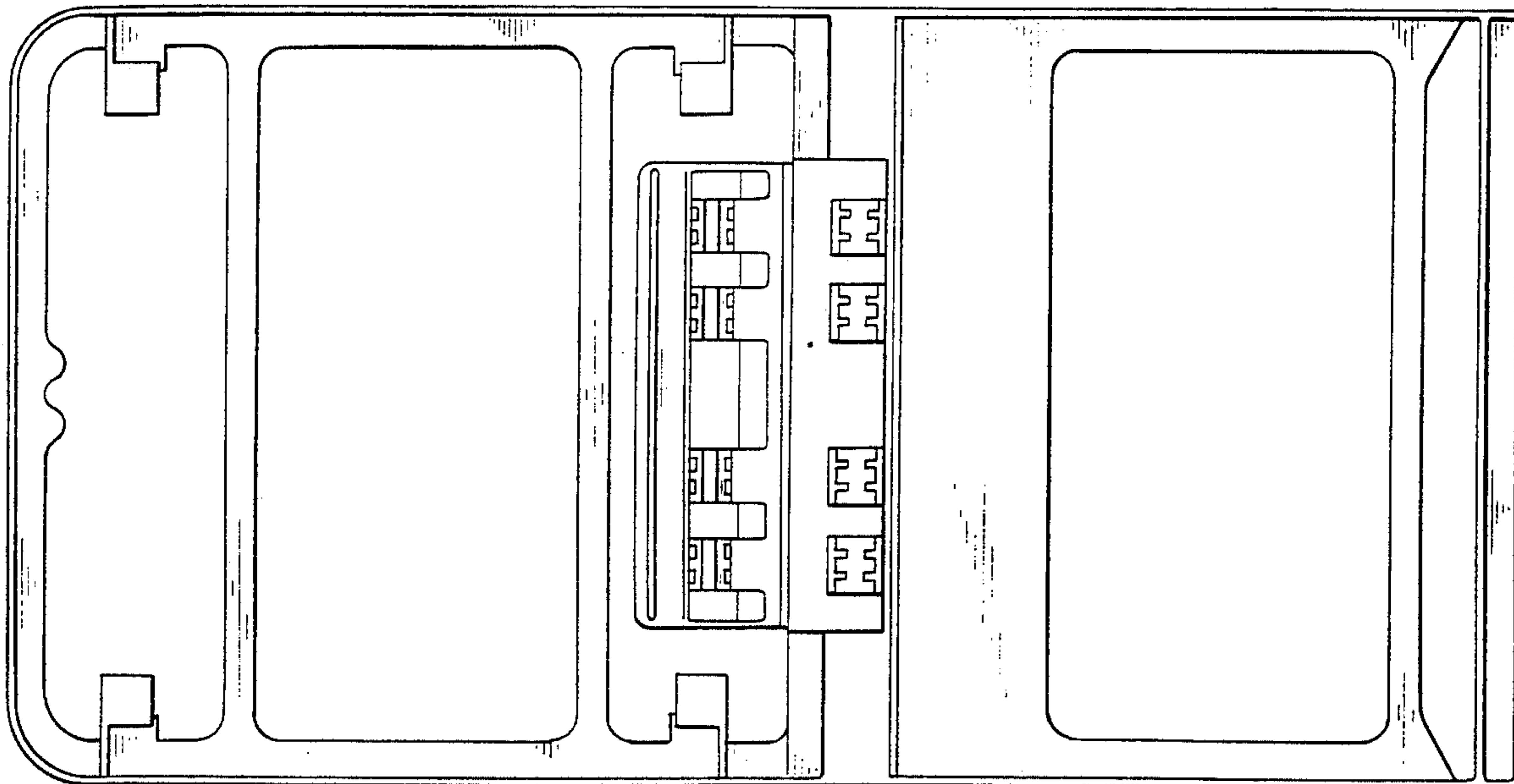


Fig.-1

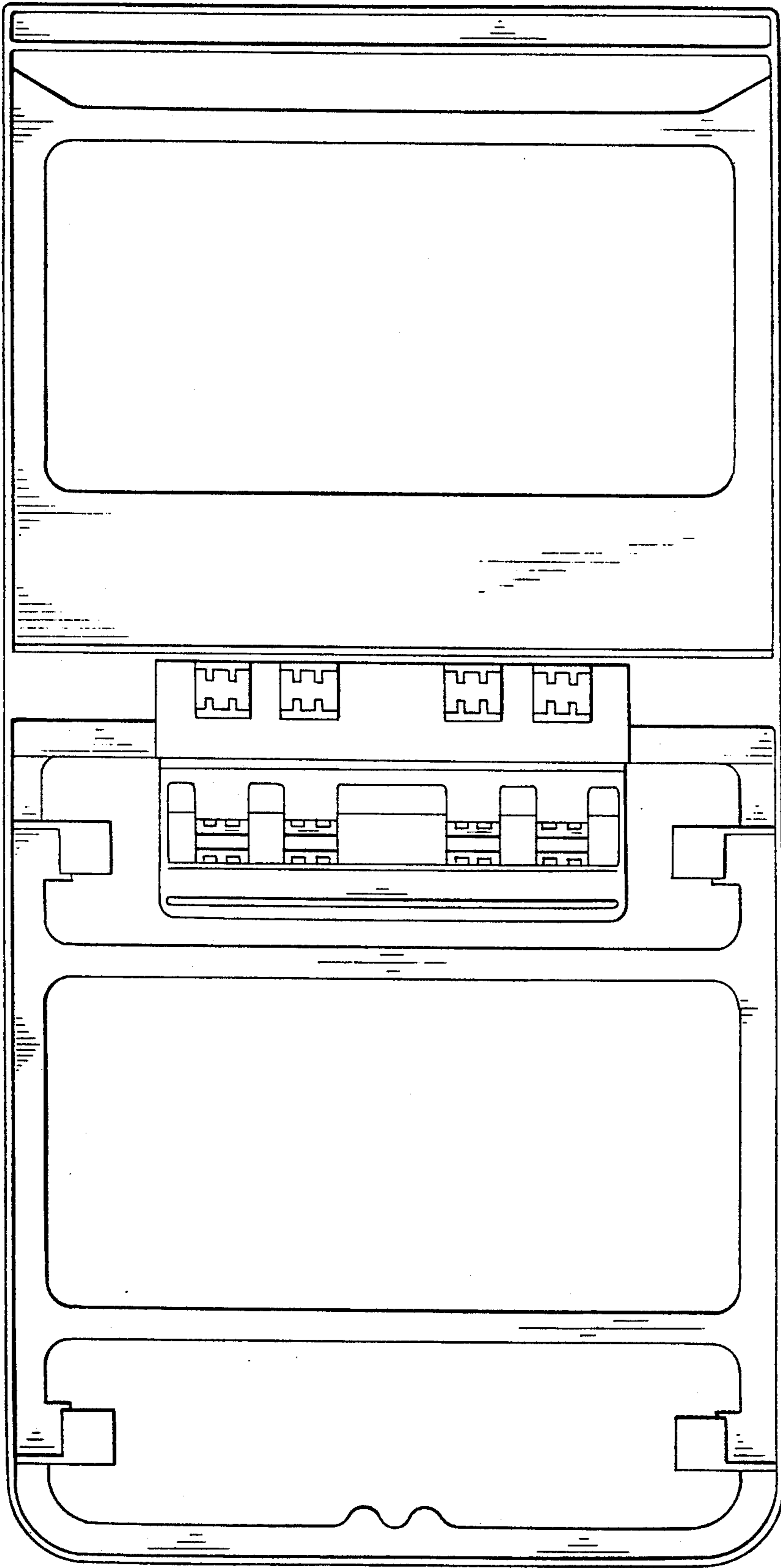


Fig.-2

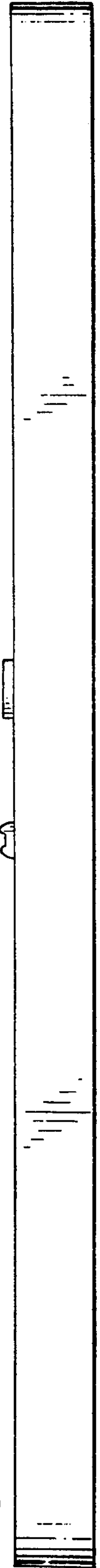


Fig.-3

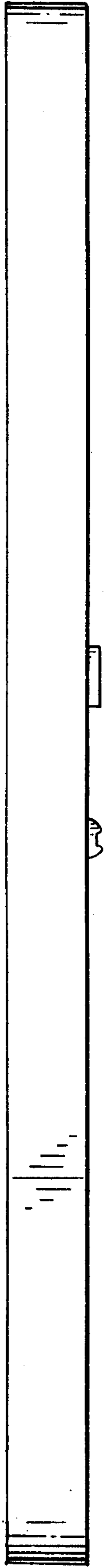


Fig.-4

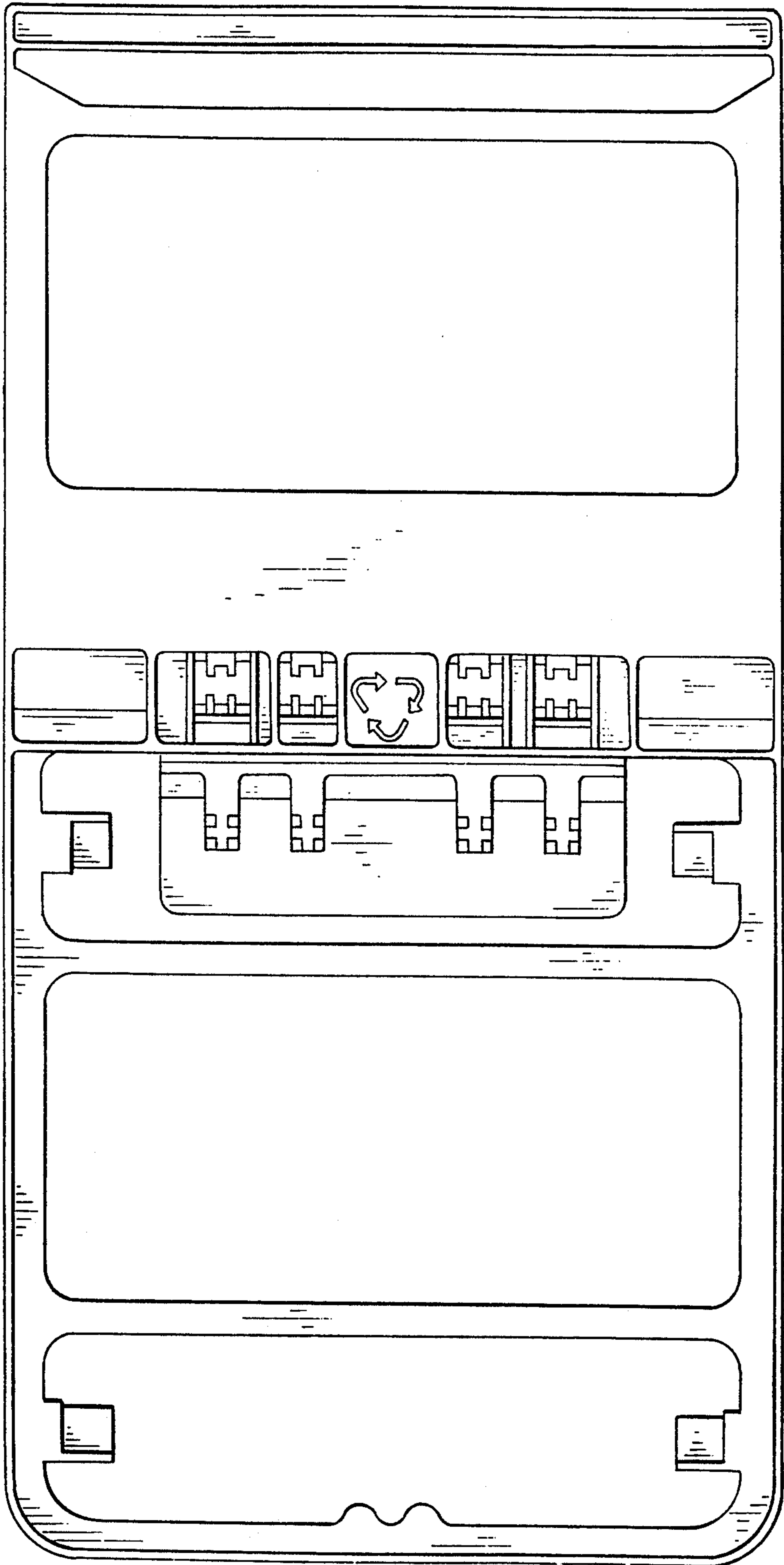


Fig.-6




Fig.-5

