



US00D329583S

United States Patent [19]

Medina

[11] Patent Number: **Des. 329,583**

[45] Date of Patent: **** Sep. 22, 1992**

[54] **SANDING BLOCK**

[76] Inventor: **George Medina, 226 Turkeyfoot St., Malinta, Ohio 43535**

[**] Term: **14 Years**

[21] Appl. No.: **467,232**

[22] Filed: **Jan. 19, 1990**

[52] U.S. Cl. **D8/90**

[58] Field of Search **D8/107, 90; 51/392, 51/394, 372, 380; D21/108; D28/59**

[56] **References Cited**

U.S. PATENT DOCUMENTS

D. 319,766	9/1991	Erickson	D8/90
1,927,574	9/1933	Parks	51/380
2,413,147	12/1946	Lawrence	51/380
2,457,466	12/1948	Hanna	51/372
2,531,588	11/1950	Stucker	51/392
2,765,593	10/1956	Salmon et al.	51/392
3,063,208	11/1962	Bell et al.	51/372

3,089,294	5/1963	Cowley	51/392
3,510,991	5/1970	Bowen	D8/94
3,975,868	8/1976	Botimer	51/380
4,525,959	7/1985	Ziebarth et al.	51/394


Primary Examiner—Bernard Ansher
Assistant Examiner—Philip Hyder
Attorney, Agent, or Firm—George R. Royer

[57] CLAIM

The ornamental design for a sanding block, as shown and described.

DESCRIPTION

FIG. 1 is a top plan view of a sanding block showing my new design;
FIG. 2 is a front elevational view thereof;
FIG. 3 is a left side elevational view thereof;
FIG. 4 is a cross sectional view taken along line 4—4 of FIG. 2;
FIG. 5 is a bottom plan view thereof;
FIG. 6 is a perspective view thereof; and,
FIG. 7 is another perspective view thereof.






FIG. 1




FIG. 3

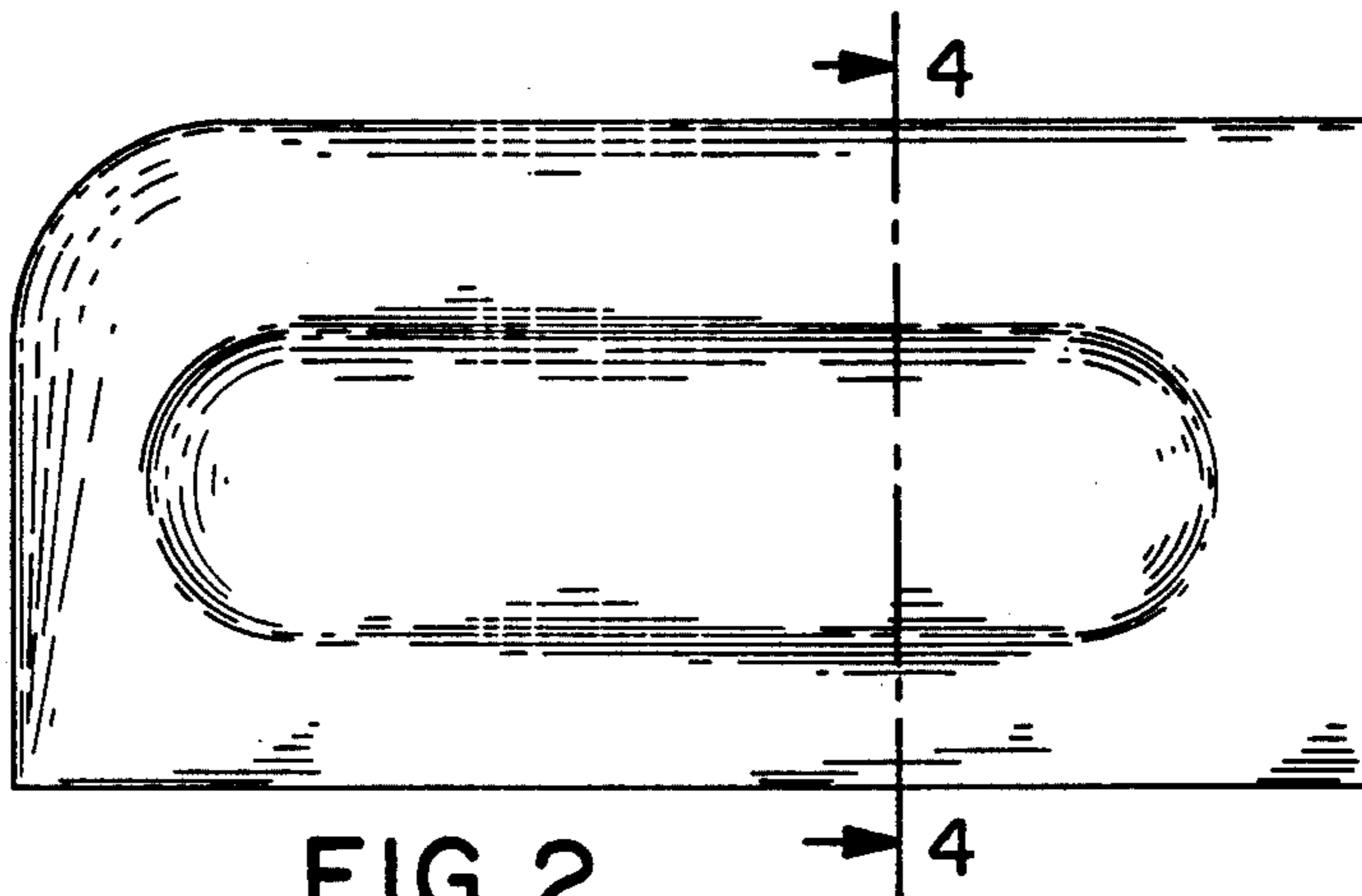


FIG. 2

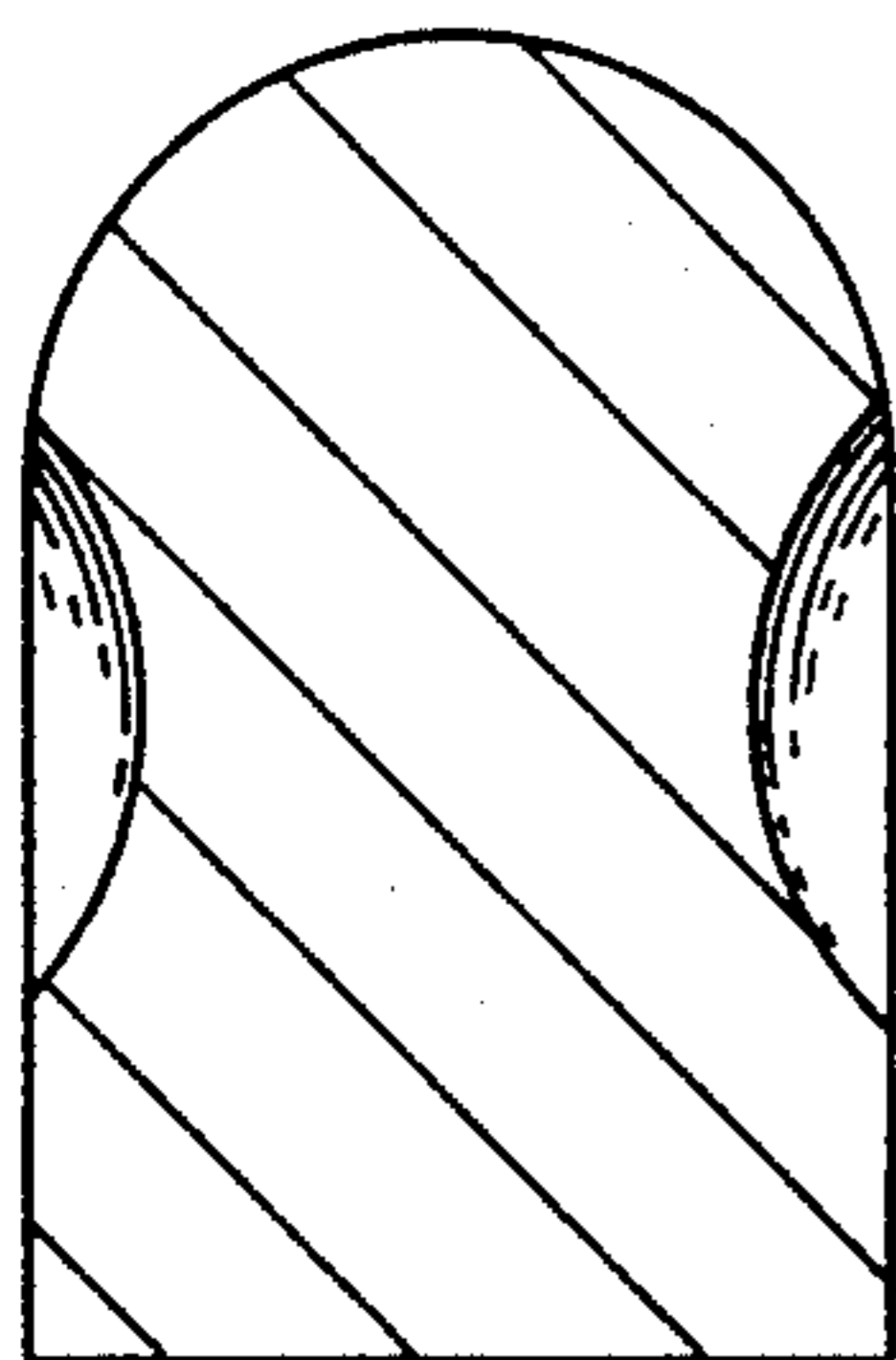


FIG. 4




FIG. 5

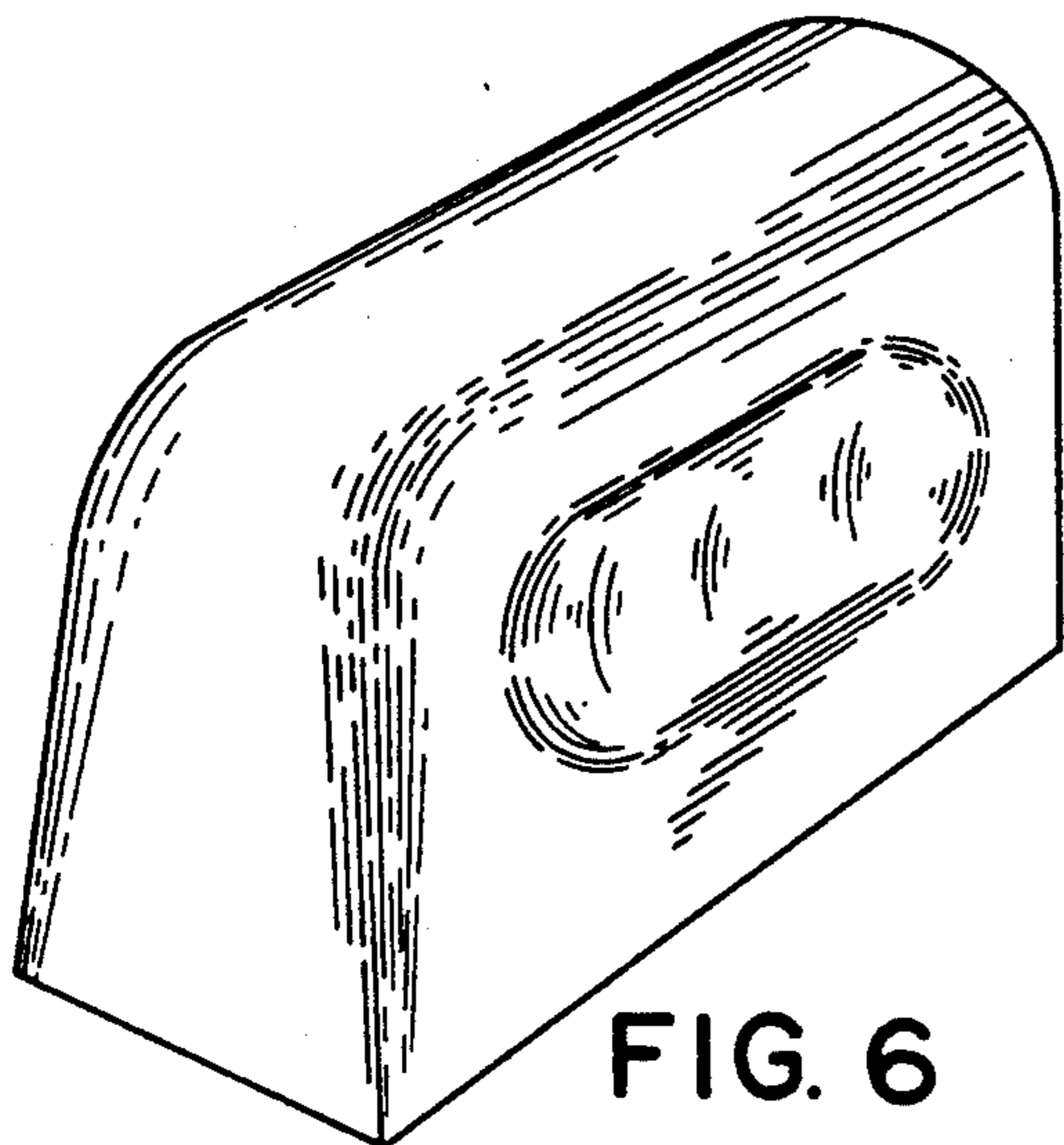


FIG. 6

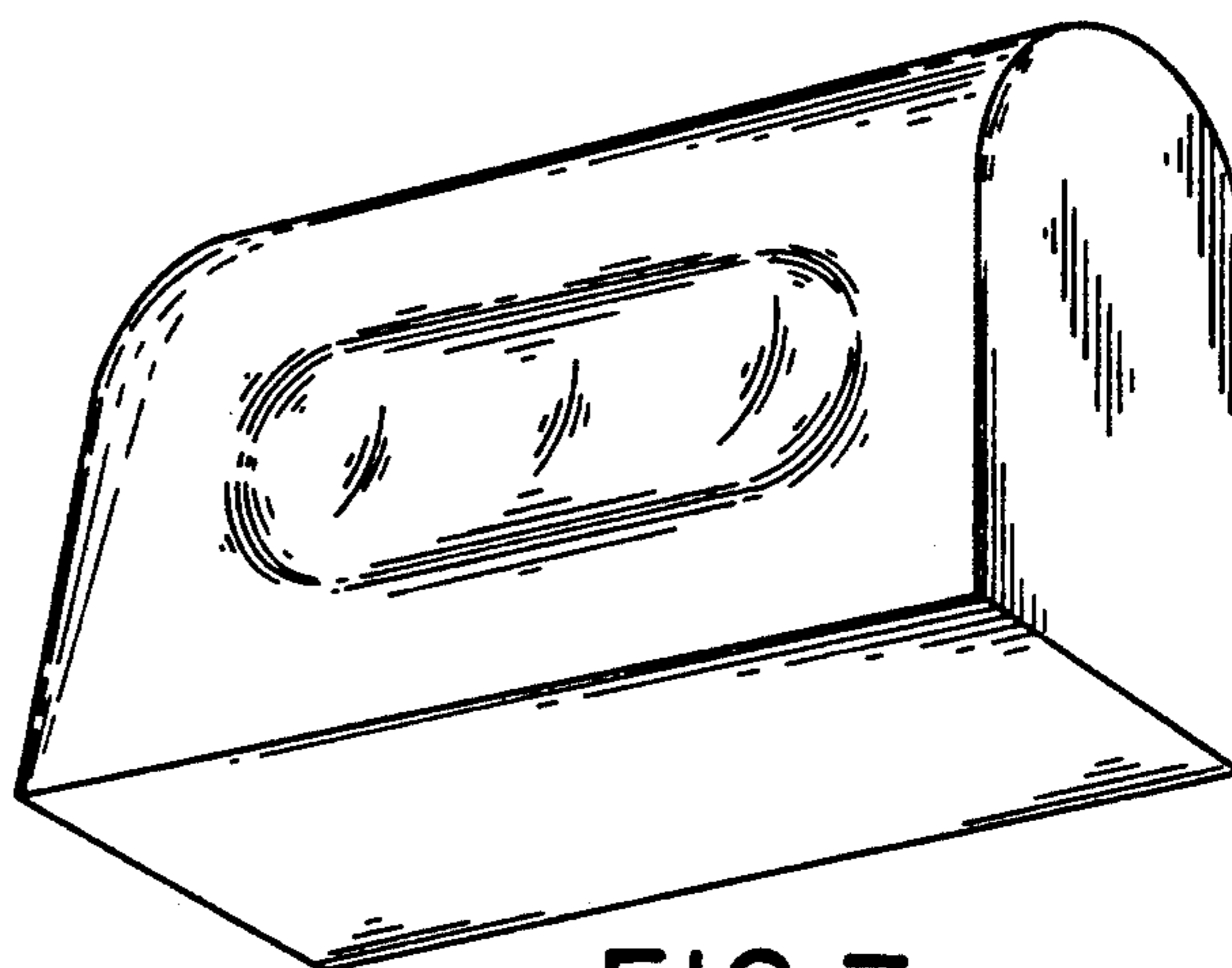


FIG. 7