



US00D329575S

# United States Patent [19]

[11] Patent Number: **Des. 329,575**

Eberhart

[45] Date of Patent: **\*\* Sep. 22, 1992**

[54] **BORDER EDGING**

3225786	1/1984	Fed. Rep. of Germany	.....	428/174
3717877	12/1988	Fed. Rep. of Germany	.....	52/102
261688	6/1964	Netherlands	.....	D8/1 X
329522	5/1930	United Kingdom	.....	47/33

[76] Inventor: **Ray Eberhart**, 417 E. Jefferson Blvd., Mishawaka, Ind. 46544

[\*\*] Term: **14 Years**

### OTHER PUBLICATIONS

[21] Appl. No.: **706,737**

Handbook of Designs and Devices, Apr. 28, 1981, p. 53, Arrow-Tail Shapes, Item 469, at top left side of page. Home Mechanics-Jun., 1988, p. 22, Garden Bed, located at top, right corner of page.

[22] Filed: **May 29, 1991**

### Related U.S. Application Data

[63] Continuation of Ser. No. 188,120, Apr. 25, 1988, abandoned, which is a continuation of Ser. No. 900,292, Aug. 25, 1986, abandoned.

*Primary Examiner*—Wallace R. Burke  
*Assistant Examiner*—H. Baynham  
*Attorney, Agent, or Firm*—Thomas J. Dodd

[52] U.S. Cl. .... **D8/1**

### [57] CLAIM

[58] Field of Search ..... **D8/1; 52/102, 103; 47/33; 428/174**

The ornamental design for border edging, as shown and described.

### [56] References Cited

### DESCRIPTION

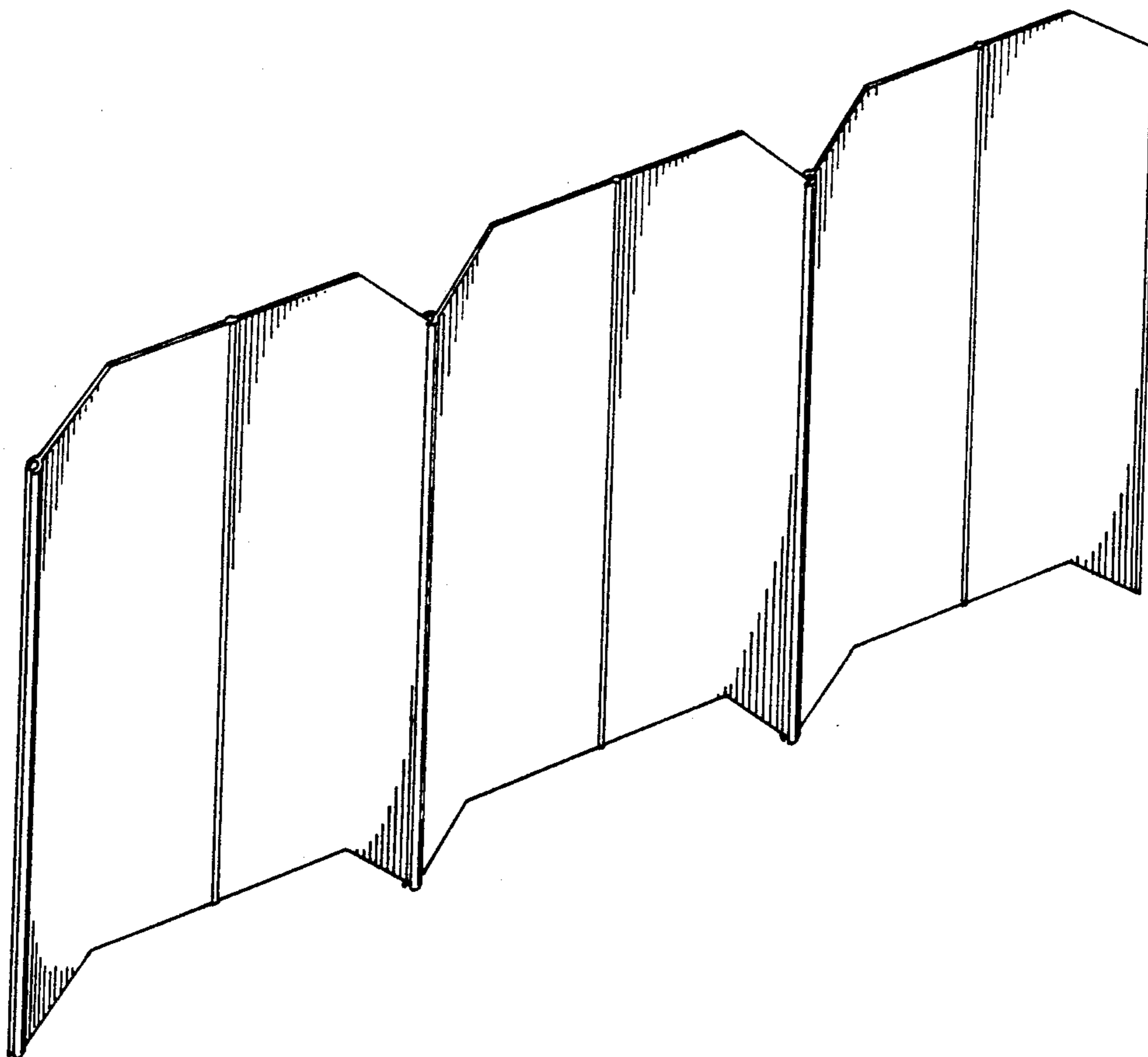
#### U.S. PATENT DOCUMENTS

D. 182,124	2/1958	Keamey et al.	.....	52/102 X
2,826,393	3/1958	Miller	.....	52/102 X
3,568,387	3/1971	Grabow	.....	D25/113 X
3,676,952	7/1972	Watts	.....	47/33
4,711,599	12/1987	Glickman	.....	D25/113 X

FIG. 1 is a perspective view of a border edging showing my new design;  
FIG. 2 is a front elevational view thereof, with the rear elevation view constituting a mirror image;  
FIG. 3 is a top plan view thereof;  
FIG. 4 is a sectional view taken along line 5—5 of FIG. 2 with the edging in a bent position; and,  
FIG. 5 is a sectional view taken along line 5—5 of FIG. 2.

#### FOREIGN PATENT DOCUMENTS

2252681 5/1974 Fed. Rep. of Germany ..... 47/33



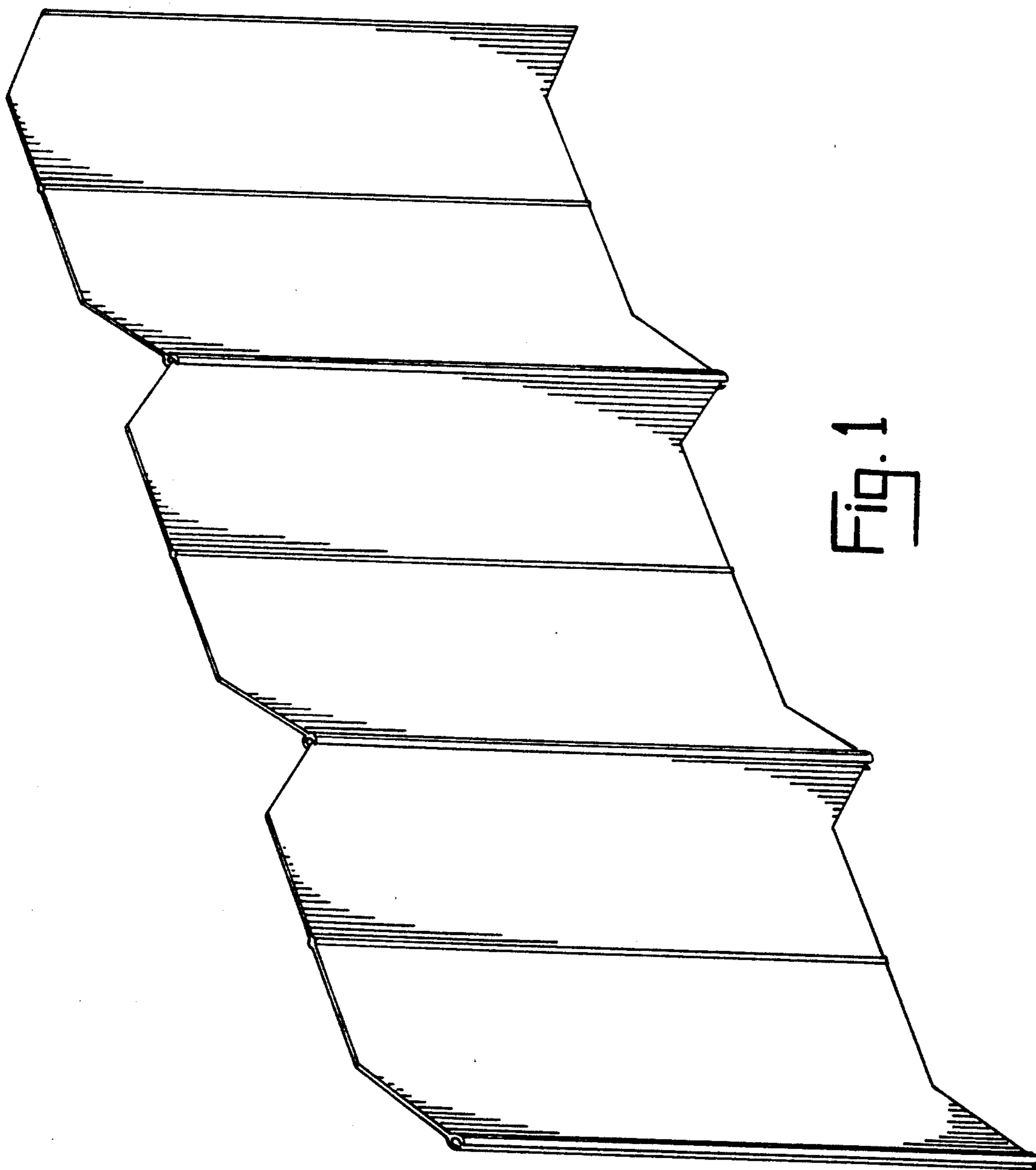


Fig. 1



FIG. 3

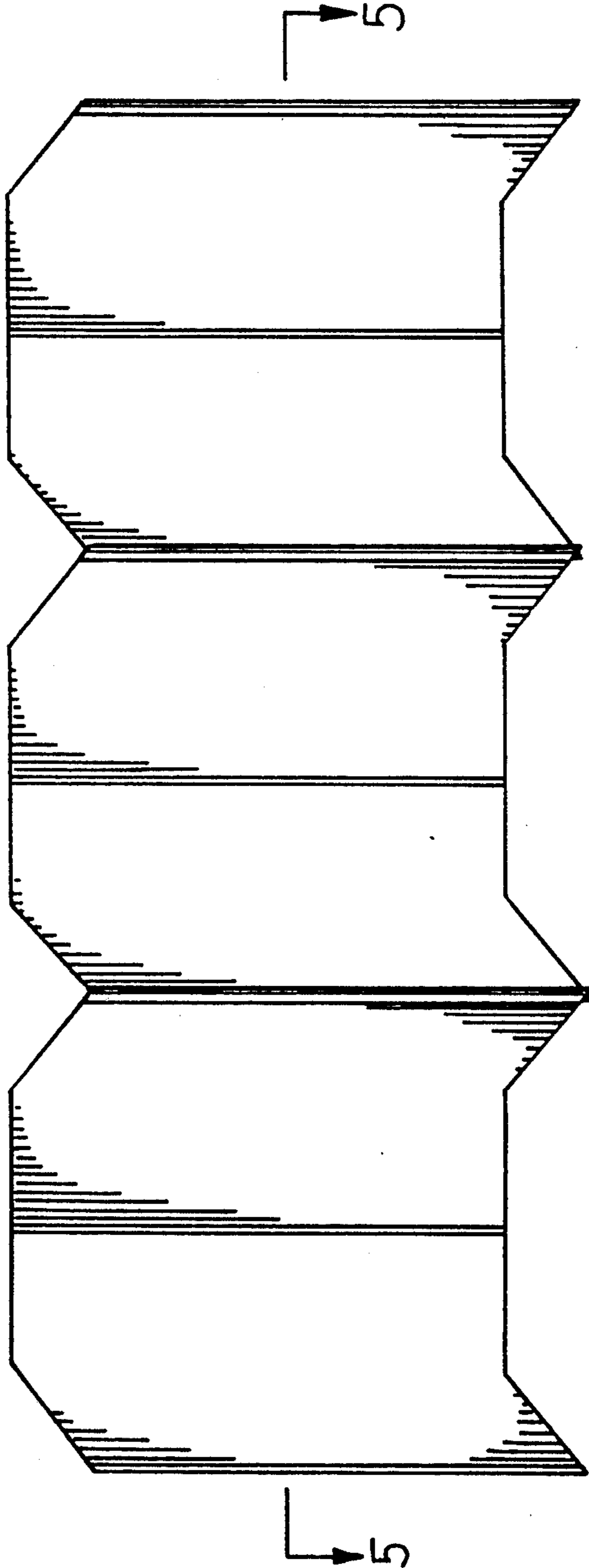


FIG. 2

